

2016 Global Product Catalog





KYOCERA SGS Precision Tools (KSPT) is an ISO-certified manufacturer of industry leading round solid carbide cutting tools. State of the art manufacturing and warehouse facilities have the capacity and processes to meet the quality and delivery demands of customers in all markets around the world. Complete inspections performed within its metallurgical lab and manufacturing quality departments ensure the use of high quality carbide and reliable manufacturing consistency regardless of when a cutting tool is produced.

KSPT is proud to have pioneered some of the world's most advanced cutting technologies due to rigorous testing of tools, coatings, and materials within its Global Innovation Center. It is this commitment to innovation that has launched patented products and technologies like the Z-Carb with its variable geometry and cutting edge preparation, Series 43 APR and APF ultra high performance aluminum cutting tools, and the JetStream coolant technology.

SGS has become an important part of the KYOCERA PrecisionTools family, and while the name has changed, one thing has not. Its dedicated people and their relentless commitment to the customer. KSPT Technical Sales Engineers, Application Specialists, and Distribution Partners blanket the globe, delivering reliable service and support to all market segments. It is these people and products that drive innovative application strategies and cutting tool technologies into the end user, continually exceeding expectations and providing the most value at the spindle.



KYOCERA SGS Precision Tools	2
KYOCERA SGS Precision Tools Europe Ltd. . . .	4
Global Innovation Center	5
Tooling Services.....	6
Tool Wizard	7

OVERVIEW

Common Legend.....	8
End Mill Legend.....	10
Drill Legend.....	11
Router Legend	11

COATINGS	12
-----------------------	----

MILLING

High Performance End Mills.....	14
End Mill Matrix.....	18
High Performance Aluminum End Mills	112
General Purpose End Mills.....	160

HOLE MAKING

High Performance Drills	226
General Purpose Drills	274
General Purpose Countersinks	300
General Purpose Reamers	316

ROUTING

High Performance Routers.....	328
General Purpose Routers	346

TECHNICAL INFORMATION

EDP Index	352
KSPT Reference Information	369
Decimal Equivalent Chart	370
Hardness Conversion Chart	371





MORE THAN JUST ANOTHER CUTTING TOOL SUPPLIER

KYOCERA SGS PRECISION TOOLS EUROPE, LTD.

The state of the art KYOCERA SGS Precision Tools Europe facility is located in Wokingham, England and is focused on the manufacture of special cutting tools, high accuracy form tools, tool modifications and regrinds. A highly skilled team of professionals specialize in the supply and support of high performance tools for the Aerospace, Medical, Power Generation and Motorsport markets.

KYOCERA SGS Precision Tools Europe also offers a full range of end mill and drill products as follows:

- Multi-Million Euro Warehouse Stocking Full Range of Catalog Products
- Same Day Shipment on Stock Items
- Multi-Lingual Sales and Technical Support
- Online Portal for Stock Availability, Pricing, Discount Information and 24-Hour Order Placement
- High Performance Product and Application Training, Including the New KYOCERA SGS Tool Clinic

Additional services provided at this facility include:

- A Fast Track for Special Tools Via Our Rapid Response Centre
- Product Research and Development
- Product Engineering and Tool Application Support
- CAD/CAM Software Support





GLOBAL INNOVATION CENTER

INNOVATIVE CUTTING TOOL TECHNOLOGIES

The Global Innovation Center is an environment conducive to innovation. Through testing and development, the dedicated KYOCERA SGS Precision Tools Team focuses on the latest technical competence and machining techniques to bring a continuous stream of new products and advancements to market.

- Cutting Edge Equipment
- Highly Engineered Technology
- Incorporation of innovative machine tool technology for Research and Development

TECHNICAL TRAINING & EDUCATION

Our knowledge-based selling programs are specifically designed to challenge and educate by facilitating programs that mix classroom presentation with hands-on experience. Our own KSPT team members go through the same core training we provide to our valued distribution partners.

- KSPT Campus Tool Clinics
- On-Site Customer Training
- Basic, Advanced and Expert Level Material
- Market-Driven Knowledge

APPLICATION ENGINEERING

The KSPT expertise and global market knowledge allows us to translate customer needs into a commercial sales strategy. The portfolio of KSPT products and services offer an unparalleled track record in performance, cost savings, quality and value at the spindle.

- Market-Driven Productivity Improvements, including the Z-Carb HPR and S-Carb APR/APF
- Tooling Solutions which include development of new tool geometries, extreme lab testing parameters and extensive field testing
- Technical Support and Troubleshooting
- Research and Development



TOOLING SERVICES

KSPT is committed to providing superior tooling services in the areas of Reconditioning, Recoating, Regrinding, Specials and Alterations. These services are offered to provide unique solutions and enhanced tool life with involvement from the KSPT Technical Support Team.

KSPT proudly offers Tooling Services in North America, Europe and Asia.



KSPT TOOLING SERVICES FACILITIES

UNITED STATES OF AMERICA KSPT

P.O. Box 187
55 South Main Street
Munroe Falls, Ohio 44262 U.S.A.
customer service -
US and Canada: (330) 686-5700
fax - US & Canada: (800) 447-4017
international fax: (330) 686-2146
e-mail: webmaster@kyocera-sgstool.com

KSPT

724 East Swihart Street
Columbia City, Indiana 46725
phone: (260) 244-7677
fax: (260) 244-7466

KSPT

1021 N. Shephard Street
Anaheim, California 92806
phone: (714) 632-3000
fax: (714) 632-3003

EUROPE KSPT

10 Ashville Way
Wokingham, Berkshire
RG41 2PL England
phone: (44) 1189-795-200
fax: (44) 1189-795-295
e-mail: SalesEU@kyocera-sgstool.com

CHINA KSPT

Unit 301, Building A, No.200,
Jin Su Road
Jinqiao Export Processing Zone,
Pudong New Area
Shanghai 201206
China
phone: (86) 21-50589822
fax: (86) 21-50817160
e-mail: china@kyocera-sgstool.com
web: www.kyocera-sgstool.com/china

BEFORE

AFTER



SGSTOOLWIZARD[★]2.0

The ToolWizard is all new for 2016, featuring responsive design, filter based searching and search history tracking.

USE THE TOOLWIZARD TO:


- Calculate application parameters
- Search the KSPT catalog
- Select products based on machining needs

TO SIGN UP FOR THE TOOLWIZARD:

1. Visit www.sgstoolwizard.com
2. Sign up for an account
3. Start calculating
4. Start saving

TOOL WIZARD

[Create a new wizard](#)[History](#)[Logout](#)

TOOL	MATERIAL	APPLICATION
<h3>New Usage</h3> <p><input checked="" type="button" value="Endmills"/> <input type="button" value="Drills"/></p> <p>Cutting Diameter <input type="text" value="1"/></p> <p>Radial width <input type="text" value="1"/> inches <input checked="" type="checkbox"/> Slot Cut?</p> <p>Total axial depth <input type="text" value="0.5"/> inches</p> <p>Maximum rpm <input type="text" value="5000"/></p> <p>Cutting Depth <input type="text" value="1.025"/></p> 		
<input type="button" value="SAVE"/>		<input type="button" value="NEXT"/>

 **Common Legend**
 **Leyenda habitual**
 **Légende commune**

TO ORDER: Please specify quantity and EDP number.
PARA SU PEDIDO: Por favor especifique cantidad y número de EDP.
POUR COMMANDER: Veuillez préciser la quantité et le code article EDP.
RETURN POLICY: An RMA number must accompany all product returns. Contact your Customer Service Representative for an RMA number.
DEVOLUCIONES: Todo material devuelto debe ir acompañado de un número de RMA correspondiente. Para solicitarlo, póngase en contacto con su Representante de Servicio.
POLITIQUE DE RETOUR: Tous les produits retournés doivent être accompagnés d'un numéro RMA. Contacter votre interlocuteur commercial pour obtenir un numéro RMA.

REGULATION SAFETY GLASSES SHOULD ALWAYS BE WORN WHEN USING HIGH-SPEED CUTTING EQUIPMENT
DEBEN USARSE GAFAS PROTECTORAS CUANDO SE UTILIZA UN EQUIPO DE ALTA VELOCIDAD
DES LUNETTES DE SÉCURITE DOIVENT ÊTRE IMPÉRATIVEMENT PORTÉES LORS D'UTILISATION D'OUTILS À GRANDE VITESSE



INDUSTRY
INDUSTRIAS
INDUSTRIES



Aerospace
Aeroespacial
Aérospatiale



Medical
Médica
Médical



Power Generation
Energética
Production
d'énergie



Automotive
Automotriz
Automobile



Mold & Die
Moldes y matrices
Moules et
coquilles



Castings &
Foundries
Fundición
Moulages et
fonderies



General
Engineering
Ingeniería
Ingénierie
générale

These icons indicate for which industry applications KSPT High Performance Products are best suited.
Estos íconos indican las aplicaciones industriales más adecuadas para los productos KSPT de alto rendimiento.
Ces icônes indiquent les applications industrielles pour lesquelles les produits haute performance KSPT sont les mieux adaptés.

Common Legend

Leyenda habitual

Légende commune

MATERIALS MATERIALES MATÉRIAUX



Steels
Aceros
Aciers



Stainless Steels
Aceros Inoxidables
Inox



Cast Iron
Hierro Fundido
Fonte



High Temp Alloys
Aleaciones a Altas Temperaturas
Alliages Haute Temp



Titanium
Titanio
Titane



Non-Ferrous
No Férrico
Non Ferreux



Plastics/Composites
Plásticos/Resinas
Plastiques/Composites



Hardened Steels
Aceros Endurecidos
Aciers Trempés

TOOL LENGTH LONGITUD FRESA LONGUEUR DE L'OUTIL



Stub
Corta
Court



Regular
Media
Moyen



Long
Larga
Long



Long Reach Neck
Larga con cuello
Gorge de dégagement
longue portée



Extra Long
Extra-larga
Extra-long

FLUTES FILOS GOUJURES



2 Flutes
2 Filos
2 Goujures



3 Flutes
3 Filos
3 Goujures



4 Flutes
4 Filos
4 Goujures



5 Flutes
5 Filos
5 Goujures



6 Flutes
6 Filos
6 Goujures



7 Flutes
7 Filos
7 Goujures



8 Flutes
8 Filos
8 Goujures



9 Flutes
9 Filos
9 Goujures



10 Flutes
10 Filos
10 Goujures



11 Flutes
11 Filos
11 Goujures



12 Flutes
12 Filos
12 Goujures

 **End Mill Legend**
 **Leyenda fresas**
 **Légende fraise**

END CONFIGURATIONS
CONFIGURACIONES DE LA PUNTA
CONFIGURATIONS TERMINALES



SHANK TYPE
TIPO DE VÁSTAGO
TYPE DE TIGE



HELIX ANGLES
ÁNGULOS HELICOIDALES
ANGLES DE L'HÉLICE



COOLANT OPTIONS
OPCIONES DE REFRIGERACIÓN
OPTIONS DE REFRROIDISSEMENT



RAKE ANGLE
ÁNGULO DE ATAQUE
ANGLE DE PENTE



ADDITIONAL GEOMETRY
CARACTERÍSTICAS GEOMÉTRICAS ADICIONALES
GÉOMÉTRIE SUPPLÉMENTAIRE



All tools are in Right Cut Direction unless noted
 Todas las herramientas son con corte a la derecha a menos que se indique lo contrario
 Tous les outils ont une coupe à droite, sauf indications contraires

Drill Legend

Leyenda taladros

Légende perçage

SHANK TYPE TIPO DE VÁSTAGO TYPE DE TIGE



Common
Normal
Commune



Straight
Recto
Droite

REACH ALCANCE LONGUEUR

3xD

>3xD Reach
Alcance >3xD
>Longueur 3xD

5xD

5xD Reach
Alcance 5xD
Longueur 5xD

8xD

8xD Reach
Alcance 8xD
Longueur 8xD

HELIX ANGLES ÁNGULOS HELICOIDALES ANGLES DE L'HÉLICE



Right Spiral
Espiral sentido derecho
Spirale droite



None
Ninguno
Aucun

COOLANT OPTIONS OPCIONES DE REFRIGERACIÓN OPTIONS DE REFOUILLISSEMENT



Internal Coolant
Refrigerante externo
Refrouillissement interne



External Coolant
Refrigerante interno
Refrouillissement externe

Router Legend

Leyenda ranuradores

Légende détourage

SHANK TYPE TIPO DE VÁSTAGO TYPE DE TIGE



Straight
Recto
Droite

RAKE ANGLE ÁNGULO DE ATAQUE ANGLE DE PENTE



Positive
Positivo
Positif



Neutral
Neutro
Neutre



Negative
Negativo
Négatif



Variable
Variable
Variable

HELIX ANGLES ÁNGULOS HELICOIDALES ANGLES DE L'HÉLICE



Right Spiral
Espiral sentido derecho
Spirale droite



Left Spiral
Espiral sentido izquierdo
Spirale gauche

ADDITIONAL GEOMETRY CARACTERÍSTICAS GEOMÉTRICAS ADICIONALES GÉOMÉTRIE SUPPLÉMENTAIRE



Left Hand Cut Direction
Fresado sentido
izquierda
Coupe vers la gauche



Right Hand Cut Direction
Fresado sentido
derecha
Coupe vers la droite



Chip Breaker
Rompevirutas
Brise-copeaux

Coatings

	TI-NANITE	TI-NANITE-A	TI-NANITE-S
Coating	Titanium (TiN)	Aluminum Titanium Nitride (AlTiN)	Titanium DiBoride (TiB2)
Identifying Color	gold	dark grey	light grey-silver
Layer Structure	Multilayer	Nano structure	Monolayer
Thickness	1–4 microns	1–4 microns	1–2 microns
Hardness (HV)	2200	3700	4000
Coefficient of Friction (Fretting)	0.4–0.65	0.30	0.45
Thermal Stability	600°C / 1112°F	1100°C / 2010°F	850°C / 1562°F
General Information	A general purpose coating with good adhesion and abrasion resistant properties. Suitable for a wide variety of materials.	Excellent thermal and chemical resistance allows for dry cutting and improvements in performance of carbide. The coating has a high hardness giving great protection against abrasive wear and erosion.	This ceramic based coating ensures a smooth surface and a low affinity to cold welding or edge build up, which makes it optimal for Aluminum and copper applications. It has high toughness and high hardness.



Titanium Carbonitride
(TiCN)

Proprietary
(TX)

Crystalline Diamond
(Diamond)

Proprietary
(TM)

pink-red

black

black

copper

Multilayer

Nano Composite

Monolayer

Nano Composite

1–4 microns

1–4 microns

6–20 microns

1–4 microns

3000

3600

>8000

3600

0.3–0.45

0.45

0.15–0.2

0.45

400°C / 752°F

1150°C / 2100°F

800°C / 1470°F

1150°C / 2100°F

A very wear resistant coating with high toughness and shock resistance. Good in interrupted cuts found in applications like milling.

The structural design of Ti-Namite-X is adapted to meet a diverse range of applications; everything from high- and low-alloy steels to hardened materials (up to 65 HRC core hardness). Ti-Namite-X is suitable for operations which require high cutting speeds, high temperatures at the cutting edge, and high metal removal rates.

This is the hardest coating available with the best abrasion resistance. It is carbon based so it is limited in application capabilities. It is also the most expensive with the longest processing time.

Features include high wear resistance, reduced friction, and excellent prevention of edge build up. This coating provides superior material removal rates and tool life when used in high performance operations with difficult to machine materials like Titanium.

High Performance End Mills



Milling

HIGH PERFORMANCE END MILLS	SERIES	DESCRIPTION	PAGE
Z-Carb-HPR	Z5	5 Flute Rougher Square End Fractional	24
	Z5CR	5 Flute Rougher Corner Radius Fractional	25
	Z5MCR	5 Flute Rougher Corner Radius Metric	29
Z-Carb-AP	Z1PCR	4 Flute Variable Rake Corner Radius Fractional	32
	Z1MPCR	4 Flute Variable Rake Corner Radius Metric	38
	Z1PLC	4 Flute Variable Rake Long Reach Corner Radius Fractional	34
	Z1MPIC	4 Flute Variable Rake Intermediate Reach Corner Radius Metric	39
	Z1MPLC	4 Flute Variable Rake Long Reach Corner Radius Metric	40
	Z1PLB	4 Flute Variable Rake Ball End Long Reach Fractional	35
	Z-Carb	Z1	4 Flute Variable Geometry Square End Fractional
Z1M		4 Flute Variable Geometry Square End Metric	48
Z1B		4 Flute Variable Geometry Ball End Fractional	45
Z1MB		4 Flute Variable Geometry Ball End Metric	49
Z16CR		4 Flute Variable Geometry Corner Radius Fractional	44
Z-Carb-HTA	ZH1CR	4 Flute Variable Geometry High Temp Alloys Corner Radius Fractional	52
	ZH1MCR	4 Flute Variable Geometry High Temp Alloys Corner Radius Metric	54
	ZH1MCRS	4 Flute Variable Geometry High Temp Alloys Stub Corner Radius Metric	54
Z-Carb-MD	ZD1CR	4 Flute Variable Geometry Hard Materials Long Reach Corner Radius Fractional	56
	ZD1MCR	4 Flute Variable Geometry Hard Materials Long Reach Corner Radius Metric	57
Series 7	7	4 Flute Variable Geometry Long Length Square End Fractional	94
	7M	4 Flute Variable Geometry Long Length Square End Metric	97
	7B	4 Flute Variable Geometry Long Length Ball End Fractional	95
	7MB	4 Flute Variable Geometry Long Length Ball End Metric	98
V-Carb	55	5 Flute Finisher & Semi-Finisher Square End Fractional	59
	55CR	5 Flute Finisher & Semi-Finisher Corner Radius Fractional	60
	55M	5 Flute Finisher & Semi-Finisher Square End Metric	64
	55MCR	5 Flute Finisher & Semi-Finisher Corner Radius Metric	65
	55MB	5 Flute Finisher & Semi-Finisher Ball End Metric	67
T-Carb	51	6 Flute High Speed Machining Square End Fractional	71
	51M	6 Flute High Speed Machining Square End Metric	76
	51L	6 Flute High Speed Machining Square End Long Reach Fractional	72
	51ML	6 Flute High Speed Machining Square End Long Reach Metric	77
	51CR	6 Flute High Speed Machining Corner Radius Fractional	71
	51MCR	6 Flute High Speed Machining Corner Radius Metric	76
	51LC	6 Flute High Speed Machining Long Reach Corner Radius Fractional	73
	51MLC	6 Flute High Speed Machining Long Reach Corner Radius Metric	77
Multi-Carb	66	Multi-Flute Finisher Square End Fractional	80
	66M	Multi-Flute Finisher Square End Metric	83
	66CR	Multi-Flute Finisher Corner Radius Fractional	80
	66MCR	Multi-Flute Finisher Corner Radius Metric	84
Turbo-Carb	56B	2 Flute Contouring Long Reach Ball End Fractional	100
	56MB	2 Flute Contouring Long Reach Ball End Metric	102
Power-Carb	57	6 Flute Finisher Square End Fractional	104
	57M	6 Flute Finisher Square End Metric	106
Series 33	33CR	3 Flute Difficult to Machine Materials Corner Radius Fractional	88
	33MCR	3 Flute Difficult to Machine Materials Corner Radius Metric	91
CFRP Slow Helix	27	2 Flute Slow Helix Square End Fractional	108
	27M	2 Flute Slow Helix Square End Metric	110

Speed & Feed Recommendations listed after each series

Fresado

FRESAS DE ALTO RENDIMIENTO	SERIE	DESCRIPCIÓN	PÁGINA
Z-Carb-HPR	Z5	5 filos, desbastador, punta cuadrada, fraccional	24
	Z5CR	5 filos, desbastador, radio angulado, fraccional	25
	Z5MCR	5 filos, desbastador, radio angulado, métrico	29
Z-Carb-AP	Z1PCR	4 filos, inclinación variable, radio angulado, fraccional	32
	Z1MPCR	4 filos, inclinación variable, radio angulado, métrico	38
	Z1PLC	4 filos, inclinación variable, largo alcance, radio angulado, fraccional	34
	Z1MPIC	4 filos, inclinación variable, medio alcance, radio angulado, métrico	39
	Z1MPLC	4 filos, inclinación variable, largo alcance, radio angulado, métrico	40
	Z1PLB	4 filos, inclinación variable, punta esférica, largo alcance, fraccional	35
	Z1	4 filos, geometría variable, punta cuadrada, fraccional	43
Z-Carb	Z1M	4 filos, geometría variable, punta cuadrada, métrico	48
	Z1B	4 filos, geometría variable, punta esférica, fraccional	45
	Z1MB	4 filos, geometría variable, punta esférica, métrico	49
	Z16CR	4 filos, geometría variable, radio angulado, fraccional	44
	Z-Carb-HTA	ZH1CR	4 filos, geometría variable, aleaciones a altas temperaturas, radio angulado, fraccional
ZH1MCR		4 filos, geometría variable, aleaciones a altas temperaturas, radio angulado, métrico	54
ZH1MCRS		4 filos, geometría variable, aleaciones a altas temperaturas, versión corta, radio angulado, métrico	54
Z-Carb-MD	ZD1CR	4 filos, geometría variable, materiales duros, largo alcance, radio angulado, fraccional	56
	ZD1MCR	4 filos, geometría variable, materiales duros, largo alcance, radio angulado, métrico	57
Serie 7	7	4 filos, geometría variable, longitud larga, punta cuadrada, fraccional	94
	7M	4 filos, geometría variable, longitud larga, punta cuadrada, métrico	97
	7B	4 filos, geometría variable, longitud larga, punta esférica, fraccional	95
	7MB	4 filos, geometría variable, longitud larga, punta esférica, métrico	98
V-Carb	55	5 filos, acabador y semiacabador, punta cuadrada, fraccional	59
	55CR	5 filos, acabador y semiacabador, radio angulado, fraccional	60
	55M	5 filos, acabador y semiacabador, punta cuadrada, métrico	64
	55MCR	5 filos, acabador y semiacabador, radio angulado, métrico	65
	55MB	5 filos, acabador y semiacabador, punta esférica, métrico	67
T-Carb	51	6 filos, mecanizado de alta velocidad, punta cuadrada, fraccional	71
	51M	6 filos, mecanizado de alta velocidad, punta cuadrada, métrico	76
	51L	6 filos, mecanizado de alta velocidad, punta cuadrada, largo alcance, fraccional	72
	51ML	6 filos, mecanizado de alta velocidad, punta cuadrada, largo alcance, métrico	77
	51CR	6 filos, mecanizado de alta velocidad, radio angulado, fraccional	71
	51MCR	6 filos, mecanizado de alta velocidad, radio angulado, métrico	76
	51LC	6 filos, mecanizado de alta velocidad, largo alcance, radio angulado, fraccional	73
Multi-Carb	51MLC	6 filos, mecanizado de alta velocidad, largo alcance, radio angulado, métrico	77
	66	Filo múltiple, acabador, punta cuadrada, fraccional	80
	66M	Filo múltiple, acabador, punta cuadrada, métrico	83
	66CR	Filo múltiple, acabador, radio angulado, fraccional	80
Turbo-Carb	66MCR	Filo múltiple, acabador, radio angulado, métrico	84
	56B	2 filos, contorneado, largo alcance, punta esférica, fraccional	100
Power-Carb	56MB	2 filos, contorneado, largo alcance, punta esférica, métrico	102
	57	6 filos, acabador, punta cuadrada, fraccional	104
Serie 33	57M	6 filos, acabador, punta cuadrada, métrico	106
	33CR	3 filos, materiales difíciles de mecanizar, radio angulado, fraccional	88
Helicoidal de avance lento CFRP	33MCR	3 filos, materiales difíciles de mecanizar, radio angulado, métrico	91
	27	2 filos, helicoidal de avance lento, punta cuadrada, fraccional	108
	27M	2 filos, helicoidal de avance lento, punta cuadrada, métrico	110

Recomendaciones de velocidades y avances mostradas tras cada serie

Fraissage

FRAISES A DETOURER UNIVERSELLES	SÉRIES	DESCRIPTION	PAGE
Z-Carb-HPR	Z5	5 dents à bout plat d'ébauche (fractionnel)	24
	Z5CR	5 dents rayon en coin d'ébauche (fractionnel)	25
	Z5MCR	5 dents rayon en coin d'ébauche (métrique)	29
Z-Carb-AP	Z1PCR	4 dents à vague de coupe variable rayon en coin (fractionnel)	32
	Z1MPCR	4 dents à vague de coupe variable rayon en coin (métrique)	38
	Z1PLC	4 dents à vague de coupe variable longue portée rayon en coin (fractionnel)	34
	Z1MPIC	4 dents à vague de coupe variable portée intermédiaire rayon en coin (métrique)	39
	Z1MPLC	4 dents à vague de coupe variable longue portée rayon en coin (métrique)	40
	Z1PLB	4 dents à vague de coupe variable longue portée à bout hémisphérique (fractionnel)	35
	Z-Carb	Z1	4 dents géométrie variable à bout plat (fractionnel)
Z1M		4 dents géométrie variable à bout plat (métrique)	48
Z1B		4 dents géométrie variable à bout hémisphérique (fractionnel)	45
Z1MB		4 dents géométrie variable à bout hémisphérique (métrique)	49
Z16CR		4 dents géométrie variable rayon en coin (fractionnel)	44
Z-Carb-HTA	ZH1CR	4 dents géométrie variable alliages haute température rayon en coin (fractionnel)	52
	ZH1MCR	4 dents géométrie variable alliages haute température rayon en coin (métrique)	54
	ZH1MCRS	4 dents géométrie variable, alliages haute température, longueur de l'outil court, rayon en coin (métrique)	54
Z-Carb-MD	ZD1CR	4 dents géométrie variable matériaux durs longue portée rayon en coin (fractionnel)	56
	ZD1MCR	4 dents géométrie variable matériaux durs longue portée rayon en coin (métrique)	57
Série 7	7	4 dents géométrie variable à queue longue à bout plat (fractionnel)	94
	7M	4 dents géométrie variable à queue longue à bout plat (métrique)	97
	7B	4 dents géométrie variable à queue longue à bout hémisphérique (fractionnel)	95
	7MB	4 dents géométrie variable à queue longue à bout hémisphérique (métrique)	98
V-Carb	55	5 dents en bout de finition et semi-finition plat (fractionnel)	59
	55CR	5 dents en bout finition et semi-finition rayon en coin (fractionnel)	60
	55M	5 dents en bout de finition et semi-finition plat (métrique)	64
	55MCR	5 dents en bout finition et semi-finition rayon en coin (métrique)	65
	55MB	5 dents en bout de finition et semi-finition hémisphérique (métrique)	67
T-Carb	51	6 dents pour usinage grande vitesse à bout plat (fractionnel)	71
	51M	6 dents pour usinage grande vitesse à bout plat (métrique)	76
	51L	6 dents pour usinage grande vitesse à bout plat longue portée (fractionnel)	72
	51ML	6 dents pour usinage grande vitesse à bout plat longue portée (métrique)	77
	51CR	6 dents pour usinage grande vitesse rayon en coin (fractionnel)	71
	51MCR	6 dents pour usinage grande vitesse rayon en coin (métrique)	76
	51LC	6 dents pour usinage grande vitesse longue portée rayon en coin (fractionnel)	73
Multi-Carb	51MLC	6 dents pour usinage grande vitesse longue portée rayon en coin (métrique)	77
	66	Multi-dents en bout de finition plat (fractionnel)	80
	66M	Multi-dents en bout de finition plat (métrique)	83
	66CR	Multi-dents en bout de finition rayon en coin (fractionnel)	80
Turbo-Carb	66MCR	Multi-dents en bout de finition rayon en coin (métrique)	84
	56B	2 dents contournage longue portée à bout hémisphérique (fractionnel)	100
Power-Carb	56MB	2 dents contournage longue portée à bout hémisphérique (métrique)	102
	57	6 dents en bout de finition plat (fractionnel)	104
Série 33	57M	6 dents en bout de finition plat (métrique)	106
	33CR	3 dents usinage des matériaux difficiles rayon en coin (fractionnel)	88
CFRP hélice lente	33MCR	3 dents usinage des matériaux difficiles rayon en coin (métrique)	91
	27	2 dents hélice lente à bout plat (fractionnel)	108
	27M	2 dents hélice lente à bout plat (métrique)	110

Recommandatavons de vitesse et avance indiquées après chaque série

End Mill Matrix

Name	Series	Page No.	Material						# Flutes	Helix °	Flute Index	Rake	Relief
Z-Carb-HPR*	Z5	24	★	★	★	★	★		5	37	≠	+	Eccentric
Z-Carb	Z1 / Z16CR	43/44	★	★	★	☆	★		4	35 / 38	≠	+	Eccentric
Z-Carb-AP	Z1P	32	★	★	★	☆	★		4	35 / 38	≠	+	Eccentric
Z-Carb-HTA	ZH1	52	☆	☆	☆	★	☆		4	38 / 41	≠	+	Eccentric
Z-Carb-MD	ZD1	56	★					★	4	42 / 45	≠	-	Eccentric
Series 33	33	88	★	★	★	☆	★		3	32 / 48	≠	+	Eccentric
T-Carb	51	71	★	★	☆	☆	★		6	41	≠	+	Eccentric
Series 7	7	94	★	★	★	☆	★		4	38	≠	+	Primary / Secondary
V-Carb	55	59	★	★	★	★	★		5	45	≠	+	Primary / Secondary
Multi Carb	66	80	★	★	☆	☆	★		7, 9, 11	35	=	+	Eccentric
Turbo Carb	56B	100	★					★	2	30	=	+	Eccentric
Power-Carb	57	104						★	6	45	=	-	Eccentric
S-Carb 3 Flute	43	124						★	3	38	=	+	Circ Land / Eccentric
S-Carb Chipbreaker	43CB	134						★	3	38	=	+	Circ Land / Eccentric
S-Carb 2 Flute	47	147						★	2	35	=	+	Circ Land / Eccentric
S-Carb APR	43APR	116						★	3	38	=	+	Circ Land / Eccentric
S-Carb APF	43APF	118						★	4	38 / 41	≠	+	Circ Land / Eccentric
Slow Helix	27	108						★	4	10, 12	≠	+	Primary / Secondary
CCR *	20-CCR	332						★	5, 8, 10, 12	15	=	+	Concave
CCR *	31-CCR	338						★	5, 7, 8, 10	15	=	+	Concave
PCR *	29-PCR	328						★	8, 10, 12	15	=	0	Eccentric
Compression Router	25	342						★	4, 6, 8	30	=	+	Primary / Secondary
Up Cut Router	21	346						☆	2	35	=	+	Primary / Secondary
Down Cut Router	22	347						☆	2	35	=	+	Primary / Secondary
Ski-Carb	44	154						★	2	45	=	+	Circ Land / Pri / Sec

Main Key

- ★ Primary Function
- ☆ Secondary Function
- 💧 Coolant Required
- 🚫 Plunging NOT Recommended

Steel	
Stainless Steel	💧🚫
Cast Iron	
High Temp Alloys	💧🚫
Titanium Alloys	💧🚫
Non Ferrous	💧
Plastics, Composites	
Hardened Steels	🚫

Coating Key

- Ti-Namite-A = AlTiN
- Ti-Namite-X = AlTiN-based nanocomposite
- Ti-Namite-M = AlTiSiN nanocomposite
- Ti-Namite-B = TiB2
- Di-Namite = polycrystalline diamond

End Mill Matrix

Coating	Finishing					HSM				Profiling						Slotting						Ramping			Plunging		
	Ae %	2	2	5	5	5	5	5	10	10	25	50	25	50	25	50	100	100	100	100	100	100	1°	3°	6°	Ap	Ap
	Ap %	100	200	100	200	300	100	200	100	200	100	100	150	150	200	200	25	50	75	100	150	200				50%	100%
Ti-Namite-M / Ti-Namite-A	☆	☆	☆	☆		★	★	★	★	★	★	★	★	★	☆	★	★	★	★	★	☆	★	★	★			
Ti-Namite-A / Ti-Namite-X	☆	☆	☆	☆		☆	☆	☆	☆	★	★	★	★	★	☆	★	★	★	★	☆		★	★	☆			
Ti-Namite-X	☆	☆	☆	☆		☆	☆	☆	☆	★	★	★	★	★	☆	★	★	★	★	★	☆	★	★	★	☆		
Ti-Namite-A	☆	☆	☆	☆		☆	☆	☆	☆	★	★	★	★	★	☆	★	★	★	★	☆		★	★	☆			
Ti-Namite-X	☆	☆	☆	☆		☆	☆	☆	☆	★	★	★	★	★	☆	★	★	★	★			★	★	☆			
Ti-Namite-A	☆	☆	☆	☆		☆	☆	☆	☆	★	★	★	★	★	☆	★	★	★	★	★	★	★	★	★	★	☆	
Ti-Namite-X	☆	☆	☆	☆		★	★	★	★	☆		☆															
Ti-Namite-X	★	★	★	★	★																						
Ti-Namite-A	★	★	★	★		☆	☆			☆		☆				☆	☆										
Ti-Namite-X	★	★	★	★																							
Ti-Namite-X	★	★	★	★		★	★	☆		☆	☆					☆											
Ti-Namite-X	★	★	★	★		★	★	★		★	☆	☆				★	☆										
Ti-Namite-B	★	★	★	★		★	★	★	☆	★	★	★	★	☆		★	★	★	★	☆	☆	★	★	★	★	★	
Ti-Namite-B						★	★	★	★	★	★	★	★	☆	☆	★	★	★	★	★	☆	★	★	★	★	★	
Ti-Namite-B	☆	☆	☆	☆		☆	☆	☆	☆	★	★	★	★	☆		★	★	★	★	☆	☆	★	★	★	★	★	
Ti-Namite-B						★	★	★	★	★	★	★	★	☆	☆	★	★	★	★	★	☆	★	★	★	★	★	
Ti-Namite-B	★	★	★	★	★	★	★	★	☆																		
Di-Namite (optional)	☆	☆	☆	☆	☆					★	★	★	★	★	☆	★	★	★	★	☆	☆	★	★	☆	☆		
Di-Namite (optional)	☆	☆	☆	☆	☆					★	★	★	★	★	☆	★	★	★	★	☆	☆	★	★	☆			
Di-Namite (optional)	☆	☆	☆	☆	☆					★	★	★	★	★	★	★	★	★	★	★	★	★	★	☆			
Di-Namite (optional)	☆	☆	☆	☆	☆					★	★	★	★	★	☆	★	★	★	★	☆	☆	★	★	★	★	★	
Di-Namite (optional)	★	★	★	★	★					☆	☆	☆	☆	☆	☆												
various optional	☆	☆	☆	☆	☆					★	★	★	★	★	★	★	★	★	★	★	☆	★	★	★	★	★	
various optional	☆	☆	☆	☆	☆					★	★	★	★	★	★	★	★	★	★	★	☆	★	★	★	★	★	
Ti-Namite-B	★	★	★	★		★	★	★	☆	★	★	★	★	☆		★	★	★	★	☆	☆	★	★	★	★	☆	

Ramping Basics

Use 100% of slotting feed rates for 1° ramp
 Use 50% of slotting feed rates for 3° ramp
 Use 25% of slotting feed rates for 6° ramp

Plunging Basics

Use 50% of slotting feed rates in Non-Ferrous materials
 Use 20% of slotting feed rates for all other plungable materials

Notes

Reduce speed, feed, and cut depths as material hardness increases— see Tool Wizard for recommendations
 Long flute or long reach tools also require reduced rates and cut depths
 Machine, tool holding, work holding, and coolant also affect rates and cut depths

*For Ramping and Plunging:

Non-end cut version not intended for ramping or plunging
 End cut version intended for ramping only
 Drill end intended for plunging only
 Z-Carb HPR not intended for plunging

Application Tips

- | | |
|---------------------|--|
| Tool | <ul style="list-style-type: none">• Whenever possible, select an end mill with the largest diameter, shortest flute length, and shortest overall length for the best rigidity• Long flute tools are not intended for pocketing, slotting, or heavy profiling – limit R_w to $.02D$• High Performance tools minimize cycle time and extend tool life |
| Tool Holders | <ul style="list-style-type: none">• Holders with adequate gripping pressure and TIR are required• Stub holders or zero length collet style holders are recommended for heavy stock removal• When using solid holders, hand ground screw flats are not recommended |
| Workpiece | <ul style="list-style-type: none">• Secure clamping of the workpiece will reduce chatter and deflection |
| Machine | <ul style="list-style-type: none">• Spindle must be in optimum condition for precise TIR and maximum tool life• Sufficient horsepower is required to perform at recommended speeds and feeds• Reduce rates for low power machines to prevent workpiece and / or tool damage |
| Coolant | <ul style="list-style-type: none">• Avoid re-milling chips through use of air blast or liquid coolant as necessary• Maintain clean coolant with appropriate concentration• General recommendations:<ul style="list-style-type: none">—Water Soluble Oil or Air Blast: Tool Steels, Mold & Die Steels, Carbon or Alloy Steels—Water Soluble Oil: Stainless Steels, Titanium, High Temperature Alloys, Non-Ferrous Alloys |
| Methods | <ul style="list-style-type: none">• Climb milling is generally preferred• Attention to programming details, tool holders, TIR, balance, fixturing, etc. improve cutting tool performance and extend tool life |

END MILLING GUIDELINE

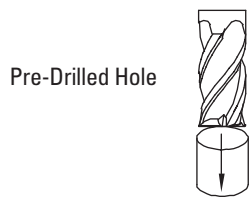
D_1 = cutting diameter L_2 = flute length

Speeds and Feeds for Cut Types are based on Radial Width (ae) and Axial Depth (ap)

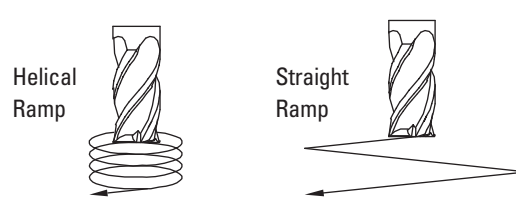
Reductions to Speeds and Feeds may be necessary when:

- R_w and A_d exceed recommendations
- Using long flute or extended reach tools
- Using long tool holders
- Machining materials harder than listed

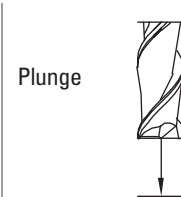
ENTRY METHODS



Pre-drilling is the preferred entry method for most applications.



Alternative methods are helical and straight ramping. High ramp angles require reduced feed. Lower ramp angles will allow higher feed rates and extend tool life. Use slotting speeds and feeds for ramp angles of 1° to 2°. Reduce feed to 25% when ramp angles approach 6°. General purpose tools and/or difficult to machine materials will require lower ramp angles and reduced feed.



Plunge only in non-ferrous and short-chipping materials using slotting speeds and 25% slotting feeds.

Puntas para aplicaciones

Herramientas

- Siempre que sea posible, seleccione el cortador con el mayor diámetro, largo de filo y largo total mas corto posible para obtener una mejor rigidez.
- Las herramientas con filos largos no son recomendadas para operaciones de apertura de cajas en el maquinado, operación de ranurado o perfilado pesado – limitar la profundidad radial (Rw) a $.02D$
- Las herramientas de alto desempeño minimizan el tiempo de ciclo del maquinado y extienden la vida útil de la herramienta

Portaherramientas

- Los Portaherramientas deberán tener buena presión de agarre para la sujeción de la herramienta y una concetricidad máxima indicada (TIR)
- Se recomienda usar portaherramientas de agarre directo cortos, o de boquilla con longitud cero para lograr un máximo arranque de viruta
- Cuando se utilicen portaherramientas de agarre directo, no se recomienda hacer manualmente el plano para la sujeción del tornillo en el zanco de la herramienta

Pieza a maquinar

- La buena sujeción de la pieza a maquinar reducirá la vibración y la desviación de la herramienta

Máquina

- El usillo de la maquina debe estar en condiciones optimas, para asegurar la concetricidad de giro (TIR) y asegurar el máximo rendimiento de la herramienta
- Para lograr los avances y velocidades recomendados, se necesita suficiente potencia (HP) en la maquina
- Reducir los parámetros de corte en maquinas de baja potencia (HP) para prevenir el daño en la herramienta o pieza de trabajo

Refrigerante

- Evite el re-maquinado de virutas usando aire a presión o líquido refrigerante según sea necesario
- Mantener limpio el refrigerante con su concentración adecuada
- Recomendaciones generales:
 - Para el maquinado de Aceros Grado Herramienta, para Moldes y Dados o Aleaciones de Bajo Carbón, utilice Aceite Soluble en Agua o aire a presión
 - Para el maquinado de Aleaciones Inoxidables, Aleaciones de Alta Temperatura, Titanio y Aleaciones No Ferrosas, utilice solamente Aceite Soluble en Agua

Métodos

- Se recomienda el maquinado en sentido ascendente o trepado
- El cuidado en los detalles de la programación, la concetricidad de giro (TIR) el balance de los portaherramientas, la sujeción de la pieza a maquinar, etc. son factores que contribuyen a prolongar la vida de la herramienta

GUÍAS DE FRESADO

D_1 = diámetro de corte L_2 = largo de filo

Las velocidades y avances para cortes están basados en la profundidad radial (a_e), y profundidad axial (a_p)

- Reducciones en velocidades y avances serán necesarias cuando:
- R_w y A_d exceda las recomendaciones
 - Se utilicen filos largos o herramientas de largo alcance
 - Se utilicen portaherramientas largos
 - Se maquinen materiales más duros que los recomendados

MÉTODOS DE ENTRADA

Barreno previo



Preferentemente usar un barreno previo como método de entrada para la mayor parte de las aplicaciones.

Rampa helicoidal



Rampa recta



Los métodos alternativos son las rampas helicoidales y rectas. Un ángulo elevado de rampa necesita un avance reducido. Un ángulo de rampa inferior permitirá tasas de avance más elevadas y una mayor duración de la herramienta. Usar velocidades y alcances de ranurado para ángulos de rampa de 1° a 2° . Disminuir el avance un 25% cuando los ángulos de rampa se aproximan a 6° . Las herramientas de uso general y/o materiales difíciles de mecanizar precisarán ángulos de rampa inferiores y un avance reducido.

Agujero o Barrenado



Este método se puede utilizar únicamente en materiales no ferrosos y materiales de formación de virutas cortas, usando la velocidad de ranurado y el 25% de su avance.

Outil	<ul style="list-style-type: none"> • Chaque fois que possible, choisissez une fraise de plus grand diamètre possible, la plus courte possible, elle garantira la meilleure rigidité • Les outils longs ne sont pas optimum pour l'ébauche, le pocketing, le rainurage – ae limité à 0,02 D • Les outils Haute performance optimisent les temps de cycle et de augmentent la durée de vie
Porte-outils	<ul style="list-style-type: none"> • Des attachements à serrage puissant et à faux rond précis sont recommandés • Attachements à méplats ou pinces à serrage nominale sont recommandées pour les ébauches • Lorsque vous utilisez des attachement rigides, les serrage de l'outil par vis ne sont pas recommandés
Pièce	<ul style="list-style-type: none"> • Le système de fixation et de bridage de la pièce devra permettre de réduire les vibrations et la déformation
Machine	<ul style="list-style-type: none"> • Broche doit être en bon état optimal au niveau de son faux rond • Suffisamment puissance est nécessaire pour effectuer à des vitesses recommandées et se nourrit • Réduire les efforts pour les machines de faible puissance pour éviter l'endommagement de la pièce et / ou de l'outil
Liquide de refroidissement	<ul style="list-style-type: none"> • Évitez les recyclage de copeaux par l'utilisation de soufflage d'air comprimé ou de liquide de refroidissement. • Maintenir le lubrifiant propre à la concentration appropriée • Recommandations générales – <ul style="list-style-type: none"> –Huile soluble ou Air comprimé: aciers à outils, aciers pour moules, aciers au carbone ou alliés –Huile soluble: aciers inoxydables, titane, alliages à haute température, alliages non ferreux
Méthodes	<ul style="list-style-type: none"> • L'usinage en avalant est généralement préconisé • Attention à la programmation, porte-outils, faux rond, équilibrage, fixation, etc améliorent les performances de l'outil en coupe et prolonge la durée de vie

GUIDE DU FRAISAGE



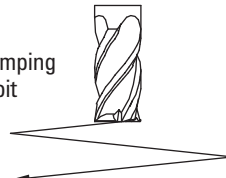

D_1 = diamètre de coupe L_2 = longueur de coupe

Vitesses & avances pour ces cas d'usinage sont basées sur l'engagement radial (ae), et axial (ap)

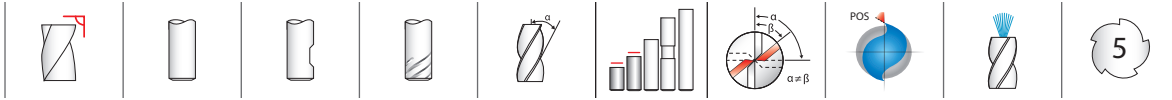
La réduction de la vitesse et de l'avance doit être nécessaire quand:

- Les engagements ap et ae sont importants
- Des dentures longues ou des séries longues sont utilisées
- Des attachement longs sont utilisés
- Lors d'usinage de matériaux durs

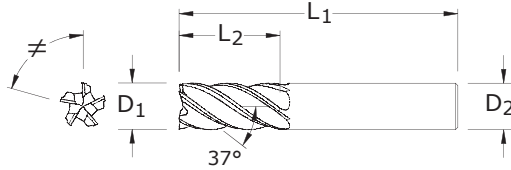
TYPES D'ENTREE MATIERE

<p>Preperçage</p>  <p>Le préperçage est la méthode préférable dans la plupart de applications.</p>	<p>Ramping</p> <div style="display: flex; justify-content: space-around;"> <div style="text-align: center;"> <p>Ramping hélicoïdal</p>  </div> <div style="text-align: center;"> <p>Ramping droit</p>  </div> </div> <p>Les autres méthodes sont un ramping hélicoïdal et un ramping droit. Les angles de ramping élevés exigent une avance inférieure. Les angles de ramping inférieurs permettent les taux d'avance supérieurs et prolongeront la vie de l'outil. Utilisez des avances et vitesses de mortaisage pour les angles de ramping de 1° à 2°. Réduisez l'avance à 25 % lorsque les angles de ramping avoisinent 6°. Les outils tout usage et/ou les matériaux difficiles à usiner exigeront des angles de ramping inférieurs et une charge réduite.</p>	<p>Plongée</p>  <p>Plongée uniquement dans les non ferreux. Vitesse rainurage et avances réduites de 25%.</p>
--	---	---

FRACTIONAL Z-Carb-HPR



Z5 FRACTIONAL SERIES



- An ideal balance of helix, indexing, flute depth, rake and relief
- Variable indexing for chatter suppression and proprietary edge geometry for shearing and strength
- Chatter-free geometry allows deep cutting and high speed machining
- Central coolant hole delivers coolant effectively to the cutting zone enhancing chip removal when pocketing or slotting
- Excels at roughing, ramping, high speed machining and finishing in a variety of materials
- Recommended for materials ≤ 45 HRc (≤ 420 Bhn)

inch				EDP NO.					STOCK
CUTTING DIAMETER D_1	LENGTH OF CUT L_2	OVERALL LENGTH L_1	SHANK DIAMETER D_2	TI-NAMITE-A (TA)	TI-NAMITE-A (TA) W/FLAT	TI-NAMITE-M (TM)	TI-NAMITE-M (TM) W/FLAT	TI-NAMITE-M (TM) W/INTERNAL COOLANT	
1/8	1/4	1-1/2	1/8	—	—	37000	—	—	●
1/8	3/8	1-1/2	1/8	37180	—	37002	—	—	●
3/16	5/16	2	3/16	—	—	37004	—	—	●
3/16	1/2	2	3/16	37182	—	37006	—	—	●
1/4	3/8	2-1/2	1/4	—	—	37008	—	—	●
1/4	1/2	2-1/2	1/4	37184	—	37011	—	—	●
5/16	7/16	2-1/2	5/16	—	—	37014	—	—	●
5/16	5/8	2-1/2	5/16	38504	—	37016	—	—	●
3/8	1/2	2-1/2	3/8	—	—	37018	—	—	●
3/8	3/4	2-1/2	3/8	37187	—	37021	—	—	●
7/16	5/8	2-1/2	7/16	37168	—	37159	—	—	●
7/16	7/8	2-3/4	7/16	37170	—	37169	—	—	●
1/2	5/8	3	1/2	38506	38512	37024	37030	—	●
1/2	1	3	1/2	38507	38513	37036	37042	—	●
1/2	1-1/4	3-1/4	1/2	37190	37194	37048	37054	—	●
5/8	3/4	3-1/2	5/8	—	38514	37060	37067	37260	●
5/8	1-1/4	3-1/2	5/8	37198	37202	37074	37081	37267	●
3/4	7/8	4	3/4	—	38515	37088	37095	37274	●
3/4	1-1/2	4	3/4	37206	37210	37102	37109	37281	●
1	1-1/8	4	1	—	—	37116	37123	37288	●
1	1-1/2	4	1	37214	37218	37130	37137	37295	●
1	2	4-1/2	1	—	38517	37144	37151	37302	●

TOLERANCES (inch)

1/8–1/4 DIAMETER

$D_1 = +0.0000/-0.0012$

$D_2 = h_6$

>1/4–3/8 DIAMETER

$D_1 = +0.0000/-0.0016$

$D_2 = h_6$

>3/8–1 DIAMETER

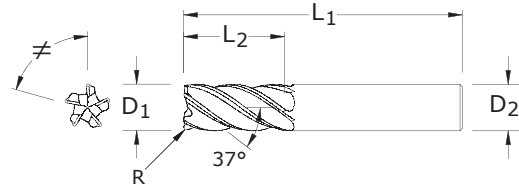
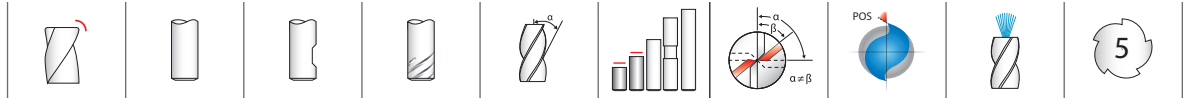
$D_1 = +0.0000/-0.0020$

$D_2 = h_6$

- STEELS
- STAINLESS STEELS
- CAST IRON
- HIGH TEMP ALLOYS
- TITANIUM
- HARDENED STEELS

- U.S. Stock Standard
- NOT STOCKED—
Call for Delivery

For patent information visit www.kyocera-sgstoool.com/patents



TOLERANCES (inch)

1/8–1/4 DIAMETER

D₁ = +0.0000/–0.0012

D₂ = h₆

R = +0.0000/–0.0020

>1/4–3/8 DIAMETER

D₁ = +0.0000/–0.0016

D₂ = h₆

R = +0.0000/–0.0020

>3/8–1 DIAMETER

D₁ = +0.0000/–0.0020

D₂ = h₆

R = +0.0000/–0.0020

STEELS

STAINLESS STEELS

CAST IRON

HIGH TEMP ALLOYS

TITANIUM

HARDENED STEELS

- U.S. Stock Standard
- NOT STOCKED—
Call for Delivery

For patent information
visit www.kyocera-sgtool.com/patents

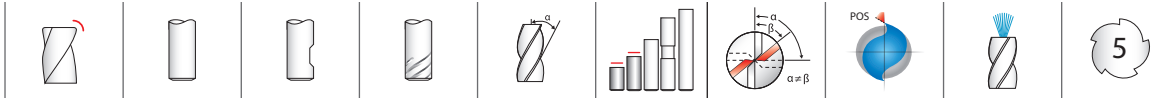
inch					EDP NO.					STOCK
CUTTING DIA. D ₁	LENGTH OF CUT L ₂	OVERALL LENGTH L ₁	SHANK DIA. D ₂	CORNER RADIUS R	TI-NAMITE-A (TA)	TI-NAMITE-A (TA) W/FLAT	TI-NAMITE-M (TM)	TI-NAMITE-M (TM) W/FLAT	TI-NAMITE-M (TM) W/INTERNAL COOLANT	
1/8	1/4	1-1/2	1/8	.015	—	—	37001	—	—	●
1/8	3/8	1-1/2	1/8	.015	37181	—	37003	—	—	●
3/16	5/16	2	3/16	.015	—	—	37005	—	—	●
3/16	1/2	2	3/16	.015	37183	—	37007	—	—	●
1/4	3/8	2-1/2	1/4	.015	—	—	37009	—	—	●
1/4	3/8	2-1/2	1/4	.030	38528	—	37010	—	—	●
1/4	1/2	2-1/2	1/4	.015	37185	—	37012	—	—	●
1/4	1/2	2-1/2	1/4	.030	37186	—	37013	—	—	●
5/16	7/16	2-1/2	5/16	.015	—	—	37015	—	—	●
5/16	5/8	2-1/2	5/16	.015	38530	—	37017	—	—	●
3/8	1/2	2-1/2	3/8	.015	—	—	37019	—	—	●
3/8	1/2	2-1/2	3/8	.030	38532	—	37020	—	—	●
3/8	3/4	2-1/2	3/8	.015	37188	—	37022	—	—	●
3/8	3/4	2-1/2	3/8	.030	37189	—	37023	—	—	●
7/16	5/8	2-1/2	7/16	.015	37164	—	37160	—	—	●
7/16	5/8	2-1/2	7/16	.030	37165	—	37161	—	—	●
7/16	7/8	2-3/4	7/16	.015	37166	—	37162	—	—	●
7/16	7/8	2-3/4	7/16	.030	37167	—	37163	—	—	●
1/2	5/8	3	1/2	.015	—	38578	37025	37031	—	●
1/2	5/8	3	1/2	.030	—	38579	37026	37032	—	●
1/2	5/8	3	1/2	.060	—	38580	37027	37033	—	●
1/2	5/8	3	1/2	.090	—	38581	37028	37034	—	●
1/2	5/8	3	1/2	.120	—	—	37029	37035	—	●
1/2	1	3	1/2	.015	—	38583	37037	37043	—	●
1/2	1	3	1/2	.030	38539	38584	37038	37044	—	●
1/2	1	3	1/2	.060	—	38585	37039	37045	—	●
1/2	1	3	1/2	.090	—	—	37040	37046	—	●
1/2	1	3	1/2	.120	—	—	37041	37047	—	●
1/2	1-1/4	3-1/4	1/2	.015	37191	37195	37049	37055	—	●
1/2	1-1/4	3-1/4	1/2	.030	37192	37196	37050	37056	—	●
1/2	1-1/4	3-1/4	1/2	.060	37193	37197	37051	37057	—	●
1/2	1-1/4	3-1/4	1/2	.090	—	—	37052	37058	—	●
1/2	1-1/4	3-1/4	1/2	.120	—	—	37053	37059	—	●
5/8	3/4	3-1/2	5/8	.015	—	—	37061	37068	37261	●
5/8	3/4	3-1/2	5/8	.030	—	38591	37062	37069	37262	●
5/8	3/4	3-1/2	5/8	.060	—	—	37063	37070	37263	●
5/8	3/4	3-1/2	5/8	.090	—	—	37064	37071	37264	●
5/8	3/4	3-1/2	5/8	.120	—	—	37065	37072	37265	●

continued on next page

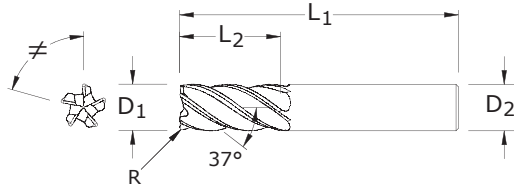
Z5CR
FRACTIONAL SERIES

- An ideal balance of helix, indexing, flute depth, rake and relief
- Variable indexing for chatter suppression and proprietary edge geometry for shearing and strength
- Chatter-free geometry allows deep cutting and high speed machining
- Central coolant hole delivers coolant effectively to the cutting zone enhancing chip removal when pocketing or slotting
- Enhanced corner geometry with tight tolerance corner radii
- Excels at roughing, ramping, high speed machining and finishing in a variety of materials
- Recommended for materials ≤ 45 HRC (≤ 420 Bhn)

FRACTIONAL Z-Carb-HPR



Z5CR FRACTIONAL SERIES



CONTINUED

inch					EDP NO.					STOCK
CUTTING DIA. D ₁	LENGTH OF CUT L ₂	OVERALL LENGTH L ₁	SHANK DIA. D ₂	CORNER RADIUS R	TI-NAMITE-A (TA)	TI-NAMITE-A (TA) W/FLAT	TI-NAMITE-M (TM)	TI-NAMITE-M (TM) W/FLAT	TI-NAMITE-M (TM) W/INTERNAL COOLANT	
5/8	3/4	3-1/2	5/8	.190	—	—	37066	37073	37266	●
5/8	1-1/4	3-1/2	5/8	.015	37199	37203	37075	37082	37268	●
5/8	1-1/4	3-1/2	5/8	.030	37200	37204	37076	37083	37269	●
5/8	1-1/4	3-1/2	5/8	.060	37201	37205	37077	37084	37270	●
5/8	1-1/4	3-1/2	5/8	.090	—	—	37078	37085	37271	●
5/8	1-1/4	3-1/2	5/8	.120	—	—	37079	37086	37272	●
5/8	1-1/4	3-1/2	5/8	.190	—	—	37080	37087	37273	●
3/4	7/8	4	3/4	.030	—	38599	37089	37096	37275	●
3/4	7/8	4	3/4	.060	—	—	37090	37097	37276	●
3/4	7/8	4	3/4	.090	—	—	37091	37098	37277	●
3/4	7/8	4	3/4	.120	—	—	37092	37099	37278	●
3/4	7/8	4	3/4	.190	—	—	37093	37100	37279	●
3/4	7/8	4	3/4	.250	—	—	37094	37101	37280	●
3/4	1-1/2	4	3/4	.030	37207	37211	37103	37110	37282	●
3/4	1-1/2	4	3/4	.060	37208	37212	37104	37111	37283	●
3/4	1-1/2	4	3/4	.090	—	—	37105	37112	37284	●
3/4	1-1/2	4	3/4	.120	37209	37213	37106	37113	37285	●
3/4	1-1/2	4	3/4	.190	—	—	37107	37114	37286	●
3/4	1-1/2	4	3/4	.250	—	—	37108	37115	37287	●
1	1-1/8	4	1	.030	—	38608	37117	37124	37289	●
1	1-1/8	4	1	.060	—	—	37118	37125	37290	●
1	1-1/8	4	1	.090	—	—	37119	37126	37291	●
1	1-1/8	4	1	.120	—	—	37120	37127	37292	●
1	1-1/8	4	1	.190	—	—	37121	37128	37293	●
1	1-1/8	4	1	.250	—	—	37122	37129	37294	●
1	1-1/2	4	1	.030	37215	37219	37131	37138	37296	●
1	1-1/2	4	1	.060	37216	37220	37132	37139	37297	●
1	1-1/2	4	1	.090	—	—	37133	37140	37298	●
1	1-1/2	4	1	.120	37217	37221	37134	37141	37299	●
1	1-1/2	4	1	.190	—	—	37135	37142	37300	●
1	1-1/2	4	1	.250	—	—	37136	37143	37301	●
1	2	4-1/2	1	.030	—	38617	37145	37152	37303	●
1	2	4-1/2	1	.060	—	—	37146	37153	37304	●
1	2	4-1/2	1	.090	—	—	37147	37154	37305	●
1	2	4-1/2	1	.120	—	—	37148	37155	37306	●
1	2	4-1/2	1	.190	—	—	37149	37156	37307	●
1	2	4-1/2	1	.250	—	—	37150	37157	37308	●

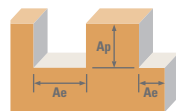
TOLERANCES (inch)

- 1/8–1/4 DIAMETER**
D₁ = +0.0000/–0.0012
D₂ = h₆
R = +0.0000/–0.0020
- >1/4–3/8 DIAMETER**
D₁ = +0.0000/–0.0016
D₂ = h₆
R = +0.0000/–0.0020
- >3/8–1 DIAMETER**
D₁ = +0.0000/–0.0020
D₂ = h₆
R = +0.0000/–0.0020

- STEELS
- STAINLESS STEELS
- CAST IRON
- HIGH TEMP ALLOYS
- TITANIUM
- HARDENED STEELS

- U.S. Stock Standard
- NOT STOCKED—
Call for Delivery

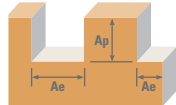
For patent information
visit www.kyocera-sgstoool.com/patents



Series	Z5, Z5CR	Hardness	Ae x D ₁	Ap x D ₁	Vc (sfm)	Diameter (D ₁) (inch)								
						1/8	1/4	3/8	1/2	5/8	3/4	1		
P	CARBON STEELS 1018, 1040, 1080, 1090, 10L50, 1140, 1212, 12L15, 1525, 1536	≤ 275 Bhn or ≤ 28 HRc	Profile 	≤ 0.5	≤ 1.5	555	RPM	16961	8480	5654	4240	3392	2827	2120
						(444-666)	Fz	0.00046	0.0012	0.0023	0.0031	0.0034	0.0037	0.0043
							Feed (ipm)	39.0	50.9	65.0	65.7	57.7	52.3	45.6
		Slot 	1	≤ 1	440	RPM	13446	6723	4482	3362	2689	2241	1681	
					(352-528)	Fz	0.00046	0.0012	0.0023	0.0031	0.0034	0.0037	0.0043	
						Feed (ipm)	30.9	40.3	51.5	52.1	45.7	41.5	36.1	
	ALLOY STEELS 4140, 4150, 4320, 5120, 5150, 8630, 86L20, 50100	≤ 375 Bhn or ≤ 40 HRc	Profile 	≤ 0.5	≤ 1.5	315	RPM	9626	4813	3209	2407	1925	1604	1203
						(252-378)	Fz	0.00034	0.0009	0.0017	0.0023	0.0026	0.0028	0.0032
							Feed (ipm)	16.4	21.7	27.3	27.7	25.0	22.5	19.3
		Slot 	1	≤ 1	250	RPM	7640	3820	2547	1910	1528	1273	955	
					(200-300)	Fz	0.00034	0.0009	0.0017	0.0023	0.0026	0.0028	0.0032	
						Feed (ipm)	13.0	17.2	21.6	22.0	19.9	17.8	15.3	
H	TOOL STEELS A2, D2, H13, L2, M2, P20, S7, T15, W2	≤ 375 Bhn or ≤ 40 HRc	Profile 	≤ 0.5	≤ 1.5	185	RPM	5654	2827	1885	1413	1131	942	707
						(148-222)	Fz	0.00028	0.0007	0.0014	0.0018	0.0020	0.0022	0.0026
							Feed (ipm)	7.9	9.9	13.2	12.7	11.3	10.4	9.2
		Slot 	1	≤ 1	145	RPM	4431	2216	1477	1108	886	739	554	
					(116-174)	Fz	0.00028	0.0007	0.0014	0.0018	0.0020	0.0022	0.0026	
						Feed (ipm)	6.2	7.8	10.3	10.0	8.9	8.1	7.2	
K	CAST IRONS (LOW & MEDIUM ALLOY) Gray, Malleable, Ductile	≤ 220 Bhn or ≤ 19 HRc	Profile 	≤ 0.5	≤ 1.5	445	RPM	13599	6800	4533	3400	2720	2267	1700
						(356-534)	Fz	0.00042	0.0011	0.0021	0.0028	0.0031	0.0034	0.0039
							Feed (ipm)	28.6	37.4	47.6	47.6	42.2	38.5	33.1
		Slot 	1	≤ 1	355	RPM	10849	5424	3616	2712	2170	1808	1356	
					(284-426)	Fz	0.00042	0.0011	0.0021	0.0028	0.0031	0.0034	0.0039	
						Feed (ipm)	22.8	29.8	38.0	38.0	33.6	30.7	26.4	
M	CAST IRONS (HIGH ALLOY) Gray, Malleable, Ductile	≤ 260 Bhn or ≤ 26 HRc	Profile 	≤ 0.5	≤ 1.5	340	RPM	10390	5195	3463	2598	2078	1732	1299
						(272-408)	Fz	0.00031	0.0008	0.0016	0.0021	0.0023	0.0025	0.0029
							Feed (ipm)	16.1	21.8	27.7	27.3	23.9	21.6	18.8
		Slot 	1	≤ 1	270	RPM	8251	4126	2750	2063	1650	1375	1031	
					(216-324)	Fz	0.00031	0.0008	0.0016	0.0021	0.0023	0.0025	0.0029	
						Feed (ipm)	12.8	17.3	22.0	21.7	19.0	17.2	15.0	
M	STAINLESS STEELS (FREE MACHINING) 303, 416, 420F, 430F, 440F	≤ 275 Bhn or ≤ 28 HRc	Profile 	≤ 0.5	≤ 1.5	490	RPM	14974	7487	4991	3744	2995	2496	1872
						(392-588)	Fz	0.00034	0.0009	0.0017	0.0023	0.0026	0.0028	0.0032
							Feed (ipm)	25.5	33.7	42.4	43.1	38.9	34.9	29.9
		Slot 	1	≤ 1	390	RPM	11918	5959	3973	2980	2384	1986	1490	
					(312-468)	Fz	0.00034	0.0009	0.0017	0.0023	0.0026	0.0028	0.0032	
						Feed (ipm)	20.3	26.8	33.8	34.3	31.0	27.8	23.8	
M	STAINLESS STEELS (DIFFICULT) 304, 304L, 316, 316L	≤ 275 Bhn or ≤ 28 HRc	Profile 	≤ 0.5	≤ 1.5	340	RPM	10390	5195	3463	2598	2078	1732	1299
						(272-408)	Fz	0.00027	0.0007	0.0014	0.0018	0.0020	0.0022	0.0025
							Feed (ipm)	14.0	18.2	24.2	23.4	20.8	19.0	16.2
		Slot 	1	≤ 1	270	RPM	8251	4126	2750	2063	1650	1375	1031	
					(216-324)	Fz	0.00027	0.0007	0.0014	0.0018	0.0020	0.0022	0.0025	
						Feed (ipm)	11.1	14.4	19.3	18.6	16.5	15.1	12.9	

continued on next page

FRACTIONAL Z-Carb-HPR



Series Z5, Z5CR Fractional	Hardness	Profile	Ae x D1	Ap x D1	Vc (sfm)	Diameter (D1) (inch)							
						1/8	1/4	3/8	1/2	5/8	3/4	1	
M	STAINLESS STEELS (PH) 13-8 PH, 15-5 PH, 17-4 PH, Custom 450	Profile	≤ 0.5	≤ 1.5	310 (248-372)	RPM	9474	4737	3158	2368	1895	1579	1184
						Fz	0.00027	0.0007	0.0014	0.0018	0.0020	0.0022	0.0025
						Feed (ipm)	12.8	16.6	22.1	21.3	18.9	17.4	14.8
		Slot	1	≤ 1	250 (200-300)	RPM	7640	3820	2547	1910	1528	1273	955
						Fz	0.00027	0.0007	0.0014	0.0018	0.0020	0.0022	0.0025
						Feed (ipm)	10.3	13.4	17.8	17.2	15.3	14.0	11.9
S	SUPER ALLOYS (NICKEL, COBALT, IRON BASE) Inconel 601, 617, 625, Incoloy, Monel 400	Profile	≤ 0.5	≤ 1.5	80 (64-96)	RPM	2445	1222	815	611	489	407	306
						Fz	0.00025	0.00068	0.00128	0.00170	0.00187	0.00204	0.00238
						Feed (ipm)	3.1	4.2	5.2	5.2	4.6	4.2	3.6
		Slot	1	≤ 1	65 (52-78)	RPM	1986	993	662	497	397	331	248
						Fz	0.00025	0.00068	0.00128	0.00170	0.00187	0.00204	0.00238
						Feed (ipm)	2.5	3.4	4.2	4.2	3.7	3.4	3.0
S	SUPER ALLOYS (NICKEL, COBALT, IRON BASE) Inconel 718, X-750, Incoloy, Waspaloy, Hastelloy, Rene	Profile	≤ 0.5	≤ 1.5	62 (50-74)	RPM	1895	947	632	474	379	316	237
						Fz	0.00018	0.00048	0.00090	0.00120	0.00130	0.00140	0.00170
						Feed (ipm)	1.7	2.3	2.8	2.8	2.5	2.2	2.0
		Slot	1	≤ 1	50 (40-60)	RPM	1528	764	509	382	306	255	191
						Fz	0.00018	0.00048	0.00090	0.00120	0.00130	0.00140	0.00170
						Feed (ipm)	1.4	1.8	2.3	2.3	2.0	1.8	1.6
S	TITANIUM ALLOYS Pure Titanium, Ti6Al4V, Ti6Al2Sn4Zr2Mo, Ti4Al4Mo2Sn0.5Si	Profile	≤ 0.5	≤ 1.5	215 (172-258)	RPM	6570	3285	2190	1643	1314	1095	821
						Fz	0.0003	0.0008	0.0015	0.0020	0.0022	0.0024	0.0028
						Feed (ipm)	9.9	13.1	16.4	16.4	14.5	13.1	11.5
		Slot	1	≤ 1	170 (136-204)	RPM	5195	2598	1732	1299	1039	866	649
						Fz	0.0003	0.0008	0.0015	0.0020	0.0022	0.0024	0.0028
						Feed (ipm)	7.8	10.4	13.0	13.0	11.4	10.4	9.1
S	TITANIUM ALLOYS (DIFFICULT) Ti10Al2Fe3Al, Ti5Al5V5Mo3Cr, Ti7Al4Mo, Ti3Al8V6Cr4Zr4Mo, Ti6Al6V6Sn, Ti15V3 Cr3Sn3Al	Profile	≤ 0.5	≤ 1.5	75 (60-90)	RPM	2292	1146	764	573	458	382	287
						Fz	0.0003	0.0008	0.0015	0.0020	0.0022	0.0024	0.0028
						Feed (ipm)	3.4	4.6	5.7	5.7	5.0	4.6	4.0
		Slot	1	≤ 1	60 (48-72)	RPM	1834	917	611	458	367	306	229
						Fz	0.0003	0.0008	0.0015	0.0020	0.0022	0.0024	0.0028
						Feed (ipm)	2.8	3.7	4.6	4.6	4.0	3.7	3.2

Bhn (Brinell) HRc (Rockwell C)

$$\text{rpm} = \text{Vc} \times 3.82 / D_1$$

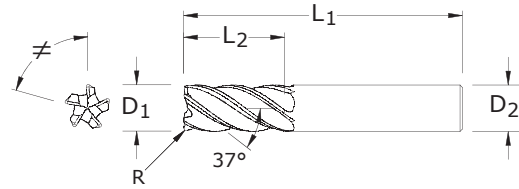
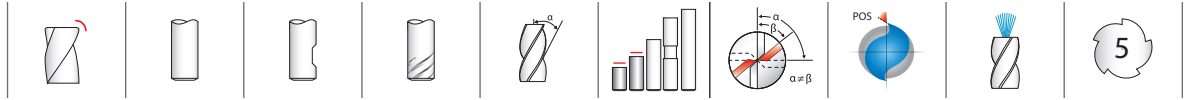
$$\text{ipm} = \text{Fz} \times 5 \times \text{rpm}$$

ramp at 5 degrees or less, using slotting speed and feed rates (do not plunge)

reduce speed and feed for materials harder than listed

reduce feed and Ae when finish milling (.02 x D1 maximum)

refer to the SGS Tool Wizard for complete technical information (www.kyocera-sgstool.com)



Z5MCR
METRIC SERIES

TOLERANCES (mm)

6 DIAMETER

D₁ = +0,000/-0,030

D₂ = h₆

R = +0,000/-0,050

>6-10 DIAMETER

D₁ = +0,000/-0,040

D₂ = h₆

R = +0,000/-0,050

>10-25 DIAMETER

D₁ = +0,000/-0,050

D₂ = h₆

R = +0,000/-0,050

STEELS

STAINLESS STEELS

CAST IRON

HIGH TEMP ALLOYS

TITANIUM

● U.S. Stock Standard

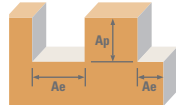
■ NOT STOCKED—
Call for Delivery

For patent information
visit www.kyocera-sgtool.com/patents

mm					EDP NO.						STOCK
CUTTING DIA. D ₁	LENGTH OF CUT L ₂	OVERALL LENGTH L ₁	SHANK DIA. D ₂	CORNER RADIUS R	TI-NAMITE-A (TA)	TI-NAMITE-A (TA) W/FLAT	TI-NAMITE-A (TA) EDP NO. W/INTERNAL COOLANT	TI-NAMITE-M (TM) EDP NO.	TI-NAMITE-M (TM) EDP NO. W/FLAT	TI-NAMITE-M (TM) EDP NO. W/INTERNAL COOLANT	
6,0	9,0	54,0	6,0	0,5	—	—	—	47000	—	—	●
6,0	13,0	57,0	6,0	0,3	—	—	—	47001	—	—	●
6,0	13,0	57,0	6,0	0,5	47120	—	—	47002	—	—	●
6,0	13,0	57,0	6,0	1,0	—	—	—	47003	—	—	●
6,0	13,0	57,0	6,0	1,5	48003	—	—	47004	—	—	●
8,0	11,0	58,0	8,0	0,5	—	—	—	47005	—	—	●
8,0	18,0	63,0	8,0	0,5	47121	—	—	47006	—	—	●
8,0	18,0	63,0	8,0	1,0	47122	—	—	47007	—	—	●
8,0	18,0	63,0	8,0	1,5	—	—	—	47008	—	—	●
8,0	18,0	63,0	8,0	2,0	—	—	—	47009	—	—	●
10,0	13,0	66,0	10,0	1,0	—	—	—	47010	—	—	●
10,0	22,0	72,0	10,0	0,5	47123	—	—	47011	—	—	●
10,0	22,0	72,0	10,0	1,0	47124	—	—	47012	—	—	●
10,0	22,0	72,0	10,0	1,5	—	—	—	47013	—	—	●
10,0	22,0	72,0	10,0	2,0	—	—	—	47014	—	—	●
10,0	22,0	72,0	10,0	2,5	—	—	—	47015	—	—	●
12,0	15,0	73,0	12,0	1,0	—	—	—	47016	47024	—	●
12,0	26,0	83,0	12,0	0,5	47125	47128	—	47017	47025	—	●
12,0	26,0	83,0	12,0	0,76	47126	47129	—	47018	47026	—	●
12,0	26,0	83,0	12,0	1,0	47127	47130	—	47019	47027	—	●
12,0	26,0	83,0	12,0	1,5	48012	—	—	47020	47028	—	●
12,0	26,0	83,0	12,0	2,0	—	—	—	47021	47029	—	●
12,0	26,0	83,0	12,0	2,5	—	—	—	47022	47030	—	●
12,0	26,0	83,0	12,0	3,0	—	—	—	47023	47031	—	●
16,0	19,0	82,0	16,0	1,0	—	—	—	47032	47039	47046	●
16,0	19,0	82,0	16,0	1,5	48070	—	—	—	—	—	●
16,0	35,0	92,0	16,0	1,0	47131	—	47134	47033	47040	47047	●
16,0	35,0	92,0	16,0	1,5	—	—	—	47034	47041	47048	●
16,0	35,0	92,0	16,0	2,0	47132	—	47135	47035	47042	47049	●
16,0	35,0	92,0	16,0	2,5	—	—	—	47036	47043	47050	●
16,0	35,0	92,0	16,0	3,0	47133	—	47136	47037	47044	47051	●
16,0	35,0	92,0	16,0	4,0	—	—	—	47038	47045	47052	●
20,0	23,0	92,0	20,0	1,0	48020	—	—	47053	47061	47069	●
20,0	43,0	104,0	20,0	1,0	47137	—	47140	47054	47062	47070	●
20,0	43,0	104,0	20,0	1,5	—	—	—	47055	47063	47071	●
20,0	43,0	104,0	20,0	2,0	47138	—	47141	47056	47064	47072	●
20,0	43,0	104,0	20,0	2,5	—	—	—	47057	47065	47073	●
20,0	43,0	104,0	20,0	3,0	47139	—	47142	47058	47066	47074	●
20,0	43,0	104,0	20,0	4,0	—	—	—	47059	47067	47075	●
20,0	43,0	104,0	20,0	5,0	—	—	—	47060	47068	47076	●
25,0	28,0	100,0	25,0	1,0	—	—	—	47077	47084	47091	●
25,0	53,0	121,0	25,0	1,0	47143	—	47146	47078	47085	47092	●
25,0	53,0	121,0	25,0	2,0	47144	—	47147	47079	47086	47093	●
25,0	53,0	121,0	25,0	2,5	—	—	—	47080	47087	47094	●
25,0	53,0	121,0	25,0	3,0	47145	—	47148	47081	47088	47095	●
25,0	53,0	121,0	25,0	4,0	—	—	—	47082	47089	47096	●
25,0	53,0	121,0	25,0	5,0	—	—	—	47083	47090	47097	●

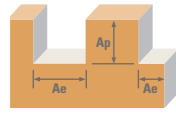
- An ideal balance of helix, indexing, flute depth, rake and relief
- Variable indexing for chatter suppression and proprietary edge geometry for shearing and strength
- Chatter-free geometry allows deep cutting and high speed machining
- Central coolant hole delivers coolant effectively to the cutting zone enhancing chip removal when pocketing or slotting
- Enhanced corner geometry with tight tolerance corner radii
- Excels at roughing, ramping, high speed machining and finishing in a variety of materials
- Recommended for materials ≤ 45 HRC (≤ 420 Bhn)

Z-Carb-HPR



Series Z5MCR	Metric	Hardness	Ae x D ₁	Ap x D ₁	Vc (m/min)	Diameter (D ₁) (mm)								
						6	8	10	12	16	20	25		
P	CARBON STEELS 1018, 1040, 1080, 1090, 10L50, 1140, 1212, 12L15, 1525, 1536	≤ 275 Bhn or ≤ 28 HRc	Profile 	≤ 0.5	≤ 1.5	169	RPM	8967	6725	5380	4484	3363	2690	2152
						(135-203)	Fz	0.029	0.049	0.061	0.074	0.087	0.099	0.108
						Feed (mm/min)	1291	1650	1650	1668	1463	1327	1157	
			Slot 	1	≤ 1	134	RPM	7109	5332	4265	3555	2666	2133	1706
						(107-161)	Fz	0.029	0.049	0.061	0.074	0.087	0.099	0.108
						Feed (mm/min)	1024	1308	1308	1322	1160	1052	917	
	ALLOY STEELS 4140, 4150, 4320, 5120, 5150, 8630, 86L20, 50100	≤ 375 Bhn or ≤ 40 HRc	Profile 	≤ 0.5	≤ 1.5	96	RPM	5089	3817	3054	2545	1909	1527	1221
						(77-115)	Fz	0.022	0.036	0.045	0.055	0.067	0.075	0.080
						Feed (mm/min)	550	692	692	702	635	570	489	
			Slot 	1	≤ 1	76	RPM	4039	3029	2424	2020	1515	1212	969
						(61-91)	Fz	0.022	0.036	0.045	0.055	0.067	0.075	0.080
						Feed (mm/min)	436	549	549	557	504	452	388	
H	TOOL STEELS A2, D2, H13, L2, M2, P20, S7, T15, W2	≤ 375 Bhn or ≤ 40 HRc	Profile 	≤ 0.5	≤ 1.5	56	RPM	2989	2242	1793	1495	1121	897	717
						(45-68)	Fz	0.017	0.030	0.037	0.043	0.051	0.059	0.065
						Feed (mm/min)	251	335	335	323	287	263	233	
			Slot 	1	≤ 1	44	RPM	2343	1757	1406	1171	879	703	562
						(35-53)	Fz	0.017	0.030	0.037	0.043	0.051	0.059	0.065
						Feed (mm/min)	197	262	262	253	225	206	183	
K	CAST IRONS (LOW & MEDIUM ALLOY) Gray, Malleable, Ductile	≤ 220 Bhn or ≤ 19 HRc	Profile 	≤ 0.5	≤ 1.5	136	RPM	7190	5392	4314	3595	2696	2157	1726
						(109-163)	Fz	0.026	0.045	0.056	0.067	0.079	0.091	0.098
						Feed (mm/min)	949	1208	1208	1208	1070	978	841	
			Slot 	1	≤ 1	108	RPM	5736	4302	3441	2868	2151	1721	1377
						(87-130)	Fz	0.026	0.045	0.056	0.067	0.079	0.091	0.098
						Feed (mm/min)	757	964	964	964	853	780	671	
	CAST IRONS (HIGH ALLOY) Gray, Malleable, Ductile	≤ 260 Bhn or ≤ 26 HRc	Profile 	≤ 0.5	≤ 1.5	104	RPM	5493	4120	3296	2747	2060	1648	1318
						(83-124)	Fz	0.020	0.034	0.043	0.050	0.059	0.067	0.073
						Feed (mm/min)	554	703	703	692	606	549	478	
			Slot 	1	≤ 1	82	RPM	4362	3272	2617	2181	1636	1309	1047
						(66-99)	Fz	0.020	0.034	0.043	0.050	0.059	0.067	0.073
						Feed (mm/min)	440	558	558	550	482	436	380	
M	STAINLESS STEELS (FREE MACHINING) 303, 416, 420F, 430F, 440F	≤ 275 Bhn or ≤ 28 HRc	Profile 	≤ 0.5	≤ 1.5	149	RPM	7917	5938	4750	3958	2969	2375	1900
						(119-179)	Fz	0.022	0.036	0.045	0.055	0.067	0.075	0.080
						Feed (mm/min)	855	1077	1077	1092	988	887	760	
			Slot 	1	≤ 1	119	RPM	6301	4726	3781	3151	2363	1890	1512
						(95-143)	Fz	0.022	0.036	0.045	0.055	0.067	0.075	0.080
						Feed (mm/min)	680	857	857	869	786	706	605	
	STAINLESS STEELS (DIFFICULT) 304, 304L, 316, 316L	≤ 275 Bhn or ≤ 28 HRc	Profile 	≤ 0.5	≤ 1.5	104	RPM	5493	4120	3296	2747	2060	1648	1318
						(83-124)	Fz	0.017	0.030	0.037	0.043	0.051	0.059	0.063
						Feed (mm/min)	461	615	615	593	527	483	412	
			Slot 	1	≤ 1	82	RPM	4362	3272	2617	2181	1636	1309	1047
						(66-99)	Fz	0.017	0.030	0.037	0.043	0.051	0.059	0.063
						Feed (mm/min)	366	489	489	471	419	384	327	

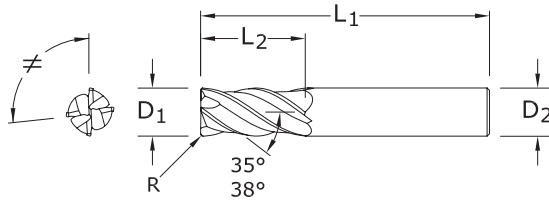
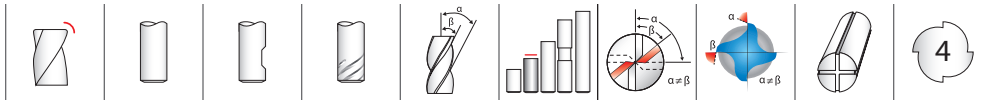
continued on next page



Series Z5MCR	Metric	Hardness	Ae x D ₁	Ap x D ₁	Vc (m/min)	Diameter (D ₁) (mm)										
						6	8	10	12	16	20	25				
M	STAINLESS STEELS (PH) 13-8 PH, 15-5 PH, 17-4 PH, Custom 450	≤ 325 Bhn or ≤ 35 HRc	Profile 	≤ 0.5	≤ 1.5	94	RPM	5009	3756	3005	2504	1878	1503	1202		
						(76-113)	Fz	0.017	0.030	0.037	0.043	0.051	0.059	0.063		
							Feed (mm/min)	421	561	561	541	481	441	376		
			Slot 	1	≤ 1	76	RPM	4039	3029	2424	2020	1515	1212	969		
						(61-91)	Fz	0.017	0.030	0.037	0.043	0.051	0.059	0.063		
							Feed (mm/min)	339	452	452	436	388	355	303		
		S	SUPER ALLOYS (NICKEL, COBALT, IRON BASE) Inconel 601, 617, 625, Incoloy, Monel 400	≤ 300 Bhn or ≤ 32 HRc	Profile 	≤ 0.5	≤ 1.5	24	RPM	1293	969	776	646	485	388	310
								(20-29)	Fz	0.0160	0.0272	0.0340	0.0409	0.0478	0.0531	0.0599
									Feed (mm/min)	103	132	132	132	116	103	93
					Slot 	1	≤ 1	20	RPM	1050	788	630	525	394	315	252
(16-24)	Fz							0.0160	0.0272	0.0340	0.0409	0.0478	0.0531	0.0599		
	Feed (mm/min)							84	107	107	107	94	84	75		
SUPER ALLOYS (NICKEL, COBALT, IRON BASE) Inconel 718, X-750, Incoloy, Waspalloy, Hastelloy, Rene	≤ 400 Bhn or ≤ 43 HRc			Profile 	≤ 0.5	≤ 1.5	19	RPM	1002	751	601	501	376	301	240	
							(15-23)	Fz	0.0112	0.0192	0.0239	0.0284	0.0333	0.0371	0.0420	
								Feed (mm/min)	56	72	72	71	63	56	50	
				Slot 	1	≤ 1	15	RPM	808	606	485	404	303	242	194	
		(12-18)	Fz				0.0112	0.0192	0.0239	0.0284	0.0333	0.0371	0.0420			
			Feed (mm/min)				45	58	58	57	50	45	41			
TITANIUM ALLOYS Pure Titanium, Ti6Al4V, Ti6Al2Sn4Zr2Mo, Ti4Al4Mo2Sn0.5Si	≤ 350 Bhn or ≤ 38 HRc	Profile 	≤ 0.5	≤ 1.5	66	RPM	3474	2605	2084	1737	1303	1042	834			
					(52-79)	Fz	0.019	0.032	0.040	0.048	0.056	0.064	0.070			
						Feed (mm/min)	333	417	417	417	367	333	292			
					Slot 	1	≤ 1	52	RPM	2747	2060	1648	1373	1030	824	659
								(41-62)	Fz	0.019	0.032	0.040	0.048	0.056	0.064	0.070
									Feed (mm/min)	264	330	330	330	290	264	231
		TITANIUM ALLOYS (DIFFICULT) Ti10Al2Fe3Al, Ti5Al5V5Mo3Cr, Ti7Al4Mo, Ti3Al8V6Cr4Zr4Mo, Ti6Al6V6Sn, Ti15V3 Cr3Sn3Al	≤ 440 Bhn or ≤ 47 HRc	Profile 	≤ 0.5	≤ 1.5	23	RPM	1212	909	727	606	454	364	291	
							(18-27)	Fz	0.019	0.032	0.040	0.048	0.056	0.064	0.071	
				Slot 	1	≤ 1	18	RPM	969	727	582	485	364	291	233	
							(15-22)	Fz	0.019	0.032	0.040	0.048	0.056	0.064	0.071	
	Feed (mm/min)	93	116	116	116	102	93	83								

Bhn (Brinell) HRc (Rockwell C)
 $rpm = (Vc \times 1000) / (D_1 \times 3.14)$
 $mm/min = Fz \times 5 \times rpm$
 ramp at 5 degrees or less, using slotting speed and feed rates (do not plunge)
 reduce speed and feed for materials harder than listed
 reduce feed and Ae when finish milling (.02 x D₁ maximum)
 refer to the SGS Tool Wizard for complete technical information (www.kyocera-sgstoool.com)

FRACTIONAL Z-Carb-AP



Z1PCR FRACTIONAL SERIES

- Variable rake geometry alters and controls the cutting dynamic taking chatter suppression to an unprecedented level
- Unequal helix design aids in damaging harmonics by changing the angle at which each cutting edge enters and exits the material
- Unequal flute spacing helps to disrupt the rhythmic pattern created by the cutting edge helping to suppress damaging harmonics
- Enhanced corner geometry with tight tolerance corner radii
- Recommended for materials ≤ 45 HRc (≤ 420 Bhn)

CUTTING DIAMETER D_1	LENGTH OF CUT L_2	inch			EDP NO.			STOCK
		OVERALL LENGTH L_1	SHANK DIAMETER D_2	CORNER RADIUS R	Ti-NAMITE-X	Ti-NAMITE-X W/FLAT	JetStream	
1/64	1/32	1-1/2	1/8	.003	36874	—	—	●
1/32	5/64	1-1/2	1/8	.005	36875	—	—	●
3/64	7/64	1-1/2	1/8	.005	36876	—	—	●
1/16	3/16	1-1/2	1/8	.005	36872	—	—	●
5/64	3/16	1-1/2	1/8	.005	36877	—	—	●
3/32	9/32	1-1/2	1/8	.010	36873	—	—	●
7/64	3/8	1-1/2	1/8	.010	36878	—	—	●
1/8	3/8	1-1/2	1/8	.010	36370	—	—	●
1/8	3/8	1-1/2	1/8	.015	36851	—	—	●
3/16	7/16	2	3/16	.010	36371	—	—	●
3/16	7/16	2	3/16	.015	36852	—	—	●
3/16	7/16	2	3/16	.030	36722	—	—	●
1/4	1/2	2-1/2	1/4	.010	36372	—	—	●
1/4	1/2	2-1/2	1/4	.015	36723	—	—	●
1/4	1/2	2-1/2	1/4	.020	36853	—	—	●
1/4	1/2	2-1/2	1/4	.030	36373	—	—	●
1/4	3/4	2-1/2	1/4	.010	36599	—	—	●
1/4	3/4	2-1/2	1/4	.015	36600	—	—	●
1/4	3/4	2-1/2	1/4	.020	36854	—	—	●
1/4	3/4	2-1/2	1/4	.030	36601	—	—	●
5/16	13/16	2-1/2	5/16	.015	36724	—	—	●
5/16	13/16	2-1/2	5/16	.020	36855	—	—	●
5/16	13/16	2-1/2	5/16	.030	36374	—	—	●
3/8	7/8	2-1/2	3/8	.010	36375	36701	—	●
3/8	7/8	2-1/2	3/8	.015	36725	36736	—	●
3/8	7/8	2-1/2	3/8	.020	36856	36864	—	●
3/8	7/8	2-1/2	3/8	.030	36376	36702	—	●
3/8	7/8	2-1/2	3/8	.060	36727	36738	—	●

TOLERANCES (inch)

- <1/8 DIAMETER**
 $D_1 = +0.0005/-0.0005$
 $D_2 = h_6$
 $R = +0.000/-0.0010$
- 1/8-1/4 DIAMETER**
 $D_1 = +0.000/-0.0012$
 $D_2 = h_6$
 $R = +0.000/-0.0020$
- >1/4-3/8 DIAMETER**
 $D_1 = +0.000/-0.0016$
 $D_2 = h_6$
 $R = +0.000/-0.0020$
- >3/8-1 DIAMETER**
 $D_1 = +0.000/-0.0020$
 $D_2 = h_6$
 $R = +0.000/-0.0020$

- STEELS
- STAINLESS STEELS
- CAST IRON
- HIGH TEMP ALLOYS
- TITANIUM
- HARDENED STEELS

- U.S. Stock Standard
- NOT STOCKED—
Call for Delivery

For patent information visit www.kyocera-sgtool.com/patents

continued on next page

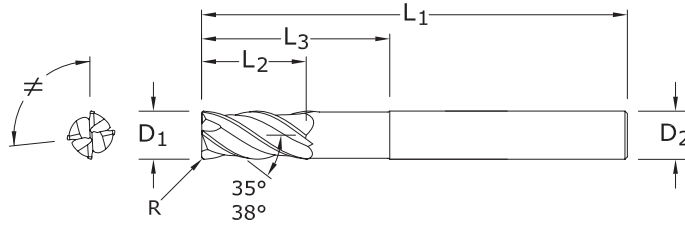
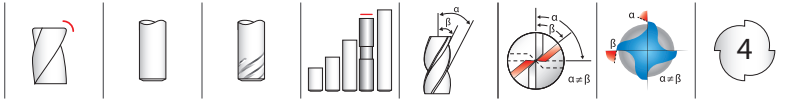


Z1PCR
FRACTIONAL SERIES

CONTINUED

CUTTING DIAMETER D ₁	LENGTH OF CUT L ₂	inch			EDP NO.			STOCK
		OVERALL LENGTH L ₁	SHANK DIAMETER D ₂	CORNER RADIUS R	Ti-NAMITE-X	Ti-NAMITE-X W/FLAT	JetStream	
7/16	1	2-3/4	7/16	.020	36857	36865	—	●
1/2	1	3	1/2	.010	36378	36704	36804	●
1/2	1	3	1/2	.015	36729	36740	36810	●
1/2	1	3	1/2	.030	36858	36866	36805	●
1/2	1	3	1/2	.060	36380	36706	36811	●
1/2	1	3	1/2	.090	36381	36707	36812	●
1/2	1	3	1/2	.125	36731	36742	36813	●
1/2	1-1/4	3-1/4	1/2	.010	36602	36603	—	●
1/2	1-1/4	3-1/4	1/2	.015	36604	36605	—	●
1/2	1-1/4	3-1/4	1/2	.030	36859	36867	—	●
1/2	1-1/4	3-1/4	1/2	.060	36610	36611	—	●
1/2	1-1/4	3-1/4	1/2	.090	36612	36613	—	●
1/2	1-1/4	3-1/4	1/2	.125	36614	36615	—	●
9/16	1-1/8	3-1/2	9/16	.030	36860	36868	36806	●
5/8	1-1/4	3-1/2	5/8	.030	36383	36709	36814	●
5/8	1-1/4	3-1/2	5/8	.040	36861	36869	36807	●
5/8	1-1/4	3-1/2	5/8	.060	36384	36710	36815	●
5/8	1-1/4	3-1/2	5/8	.090	36385	36711	36816	●
5/8	1-1/4	3-1/2	5/8	.125	36733	36744	36817	●
3/4	1-1/2	4	3/4	.030	36386	36712	36818	●
3/4	1-1/2	4	3/4	.040	36862	36870	36808	●
3/4	1-1/2	4	3/4	.060	36387	36713	36819	●
3/4	1-1/2	4	3/4	.090	36388	36714	36820	●
3/4	1-1/2	4	3/4	.125	36389	36715	36821	●
1	1-1/2	4	1	.030	36390	36716	36822	●
1	1-1/2	4	1	.040	36863	36871	36809	●
1	1-1/2	4	1	.060	36391	36717	36823	●
1	1-1/2	4	1	.090	36392	36718	36824	●
1	1-1/2	4	1	.125	36393	36719	36825	●

FRACTIONAL Z-Carb-AP



Z1PLC FRACTIONAL SERIES

- Variable rake geometry alters and controls the cutting dynamic taking chatter suppression to an unprecedented level
- Unequal helix design aids in damping harmonics by changing the angle at which each cutting edge enters and exits the material
- Unequal flute spacing helps to disrupt the rhythmic pattern created by the cutting edge helping to suppress damaging harmonics
- Long reach design allows for deeper and faster cuts
- Enhanced corner geometry with tight tolerance corner radii
- Recommended for materials ≤ 45 HRc (≤ 420 Bhn)

CUTTING DIAMETER D_1	LENGTH OF CUT L_2	inch				CORNER RADIUS R	EDP NO. Ti-NAMITE-X	STOCK
		OVERALL LENGTH L_1	SHANK DIAMETER D_2	REACH L_3				
1/4	1/2	2-1/2	1/4	1-1/8	.020	36447	●	
1/4	1/2	3-1/2	1/4	1-5/8	.020	36448	●	
1/4	1/2	4	1/4	1-1/4	.020	36450	●	
1/4	1/2	4	1/4	2-1/8	.020	36449	●	
5/16	13/16	3	5/16	1-3/8	.020	36453	●	
5/16	13/16	4	5/16	2	.020	36454	●	
5/16	13/16	4	5/16	1-5/8	.020	36452	●	
3/8	7/8	3	3/8	1-5/8	.020	36457	●	
3/8	7/8	5	3/8	1-7/8	.020	36456	●	
3/8	7/8	4	3/8	2-3/8	.020	36458	●	
7/16	1	6	7/16	2	.020	36460	●	
1/2	1	4	1/2	2	.030	36463	●	
1/2	1	5	1/2	3	.030	36464	●	
1/2	1	6	1/2	2-1/4	.030	36462	●	
9/16	1-1/8	6	9/16	2-1/2	.030	36466	●	
5/8	1-1/4	5	5/8	2-1/2	.040	36468	●	
5/8	1-1/4	6	5/8	3-3/4	.040	36469	●	
5/8	1-1/4	6	5/8	3	.040	36470	●	
3/4	1-1/2	6	3/4	3-1/2	.040	36472	●	
1	1-1/2	6	1	3	.040	36475	●	
1	1-1/2	6	1	4	.040	36474	●	

TOLERANCES (inch)

1/4 DIAMETER

$D_1 = +0.0000/-0.0012$

$D_2 = h_6$

$R = +0.0000/-0.0020$

>1/4-3/8 DIAMETER

$D_1 = +0.0000/-0.0016$

$D_2 = h_6$

$R = +0.0000/-0.0020$

>3/8-1 DIAMETER

$D_1 = +0.0000/-0.0020$

$D_2 = h_6$

$R = +0.0000/-0.0020$

STEELS

STAINLESS STEELS

CAST IRON

HIGH TEMP ALLOYS

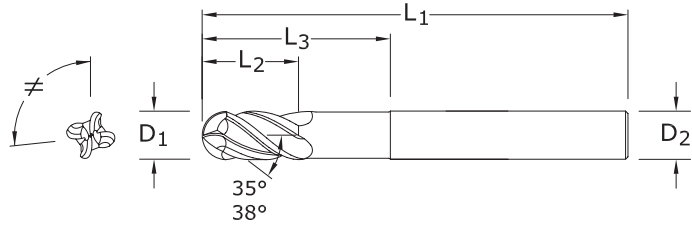
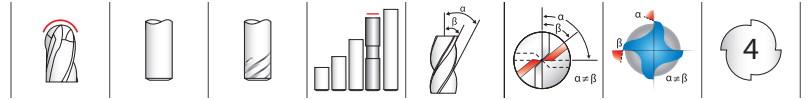
TITANIUM

HARDENED STEELS

● U.S. Stock Standard

■ NOT STOCKED—
Call for Delivery

For patent information
visit www.kyocera-sgstoool.com/patents



TOLERANCES (inch)

1/4 DIAMETER

$D_1 = +0.0000/-0.0012$

$D_2 = h_6$

>1/4-3/8 DIAMETER

$D_1 = +0.0000/-0.0016$

$D_2 = h_6$

>3/8-1 DIAMETER

$D_1 = +0.0000/-0.0020$

$D_2 = h_6$

STEELS

STAINLESS STEELS

CAST IRON

HIGH TEMP ALLOYS

TITANIUM

HARDENED STEELS

● U.S. Stock Standard

■ NOT STOCKED—
Call for Delivery

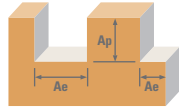
For patent information
visit www.kyocera-sgtool.com/patents







Z1PLB
FRACTIONAL SERIES

CUTTING DIAMETER D_1	LENGTH OF CUT L_2	inch			EDP NO.		STOCK
		OVERALL LENGTH L_1	SHANK DIAMETER D_2	REACH L_3	Ti-NAMITE-X		
1/4	1/2	4	1/4	1-1/4	36480	●	
5/16	13/16	4	5/16	1-5/8	36482	●	
3/8	7/8	5	3/8	1-7/8	36486	●	
7/16	1	6	7/16	2	38490	●	
1/2	1	6	1/2	2-1/4	38492	●	
9/16	1-1/8	6	9/16	2-1/2	38496	●	
5/8	1-1/4	6	5/8	3	36500	●	
3/4	1-1/2	6	3/4	3-1/2	36502	●	
1	1-1/2	6	1	4	36504	●	

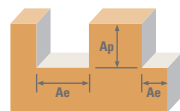
- Variable rake geometry alters and controls the cutting dynamic taking chatter suppression to an unprecedented level
- Unequal helix design aids in damping harmonics by changing the angle at which each cutting edge enters and exits the material
- Long reach design allows for deeper and faster cuts
- Ball nose design ideal for finishing operations in complex workpieces
- Recommended for materials ≤ 45 HRC (≤ 420 Bhn)

FRACTIONAL Z-Carb-AP



Series Z1PCR, Z1PLC, Z1PLB Fractional	Hardness	Ae x D ₁	Ap x D ₁	Vc (sfm)	Diameter (D ₁) (inch)									
					1/64	1/8	1/4	3/8	1/2	5/8	3/4	1		
P CARBON STEELS 1018, 1040, 1080, 1090, 10L50, 1140, 1212, 12L15, 1525, 1536	≤ 275 Bhn or ≤ 28 HRc	Profile 	≤ 0.5	≤ 1.5	555	RPM	135904	16961	8480	5654	4240	3392	2827	2120
					(444-666)	Fz	0.00005	0.00046	0.0012	0.0023	0.0031	0.0034	0.0037	0.0043
						Feed (ipm)	27.2	31.2	40.7	52.0	52.6	46.1	41.8	36.5
					440	RPM	107744	13446	6723	4482	3362	2689	2241	1681
					(352-528)	Fz	0.00005	0.00046	0.0012	0.0023	0.0031	0.0034	0.0037	0.0043
						Feed (ipm)	21.5	24.7	32.3	41.2	41.7	36.6	33.2	28.9
	≤ 375 Bhn or ≤ 40 HRc	Slot 	1	≤ 1	315	RPM	77135	9626	4813	3209	2407	1925	1604	1203
					(252-378)	Fz	0.00004	0.00034	0.0009	0.0017	0.0023	0.0026	0.0028	0.0032
						Feed (ipm)	12.3	13.1	17.3	21.8	22.1	20.0	18.0	15.4
					250	RPM	61218	7640	3820	2547	1910	1528	1273	955
					(200-300)	Fz	0.00004	0.00034	0.0009	0.0017	0.0023	0.0026	0.0028	0.0032
						Feed (ipm)	9.8	10.4	13.8	17.3	17.6	15.9	14.3	12.2
H TOOL STEELS A2, D2, H13, L2, M2, P20, S7, T15, W2	≤ 375 Bhn or ≤ 40 HRc	Profile 	≤ 0.5	≤ 1.5	185	RPM	45301	5654	2827	1885	1413	1131	942	707
					(148-222)	Fz	0.00003	0.00028	0.0007	0.0014	0.0018	0.0020	0.0022	0.0026
						Feed (ipm)	5.4	6.3	7.9	10.6	10.2	9.0	8.3	7.3
					145	RPM	35506	4431	2216	1477	1108	886	739	554
					(116-174)	Fz	0.00003	0.00028	0.0007	0.0014	0.0018	0.0020	0.0022	0.0026
						Feed (ipm)	4.3	5.0	6.2	8.3	8.0	7.1	6.5	5.8
K CAST IRONS (LOW & MEDIUM ALLOY) Gray, Malleable, Ductile	≤ 220 Bhn or ≤ 19 HRc	Profile 	≤ 0.5	≤ 1.5	445	RPM	108968	13599	6800	4533	3400	2720	2267	1700
					(356-534)	Fz	0.00005	0.00042	0.0011	0.0021	0.0028	0.0031	0.0034	0.0039
						Feed (ipm)	21.8	22.8	29.9	38.1	38.1	33.7	30.8	26.5
					355	RPM	86929	10849	5424	3616	2712	2170	1808	1356
					(284-426)	Fz	0.00005	0.00042	0.0011	0.0021	0.0028	0.0031	0.0034	0.0039
						Feed (ipm)	17.4	18.2	23.9	30.4	30.4	26.9	24.6	21.2
	≤ 260 Bhn or ≤ 26 HRc	Slot 	1	≤ 1	340	RPM	83256	10390	5195	3463	2598	2078	1732	1299
					(272-408)	Fz	0.00004	0.00031	0.0008	0.0016	0.0021	0.0023	0.0025	0.0029
						Feed (ipm)	13.3	12.9	17.5	22.2	21.8	19.1	17.3	15.1
					270	RPM	66115	8251	4126	2750	2063	1650	1375	1031
					(216-324)	Fz	0.00004	0.00031	0.0008	0.0016	0.0021	0.0023	0.0025	0.0029
						Feed (ipm)	10.6	10.2	13.9	17.6	17.3	15.2	13.8	12.0
M STAINLESS STEELS (FREE MACHINING) 303, 416, 420F, 430F, 440F	≤ 275 Bhn or ≤ 28 HRc	Profile 	≤ 0.5	≤ 1.5	490	RPM	119987	14974	7487	4991	3744	2995	2496	1872
					(392-588)	Fz	0.00004	0.00034	0.0009	0.0017	0.0023	0.0026	0.0028	0.0032
						Feed (ipm)	19.2	20.4	27.0	33.9	34.4	31.1	28.0	24.0
					390	RPM	95500	11918	5959	3973	2980	2384	1986	1490
					(312-468)	Fz	0.00004	0.00034	0.0009	0.0017	0.0023	0.0026	0.0028	0.0032
						Feed (ipm)	15.3	16.2	21.5	27.0	27.4	24.8	22.2	19.1

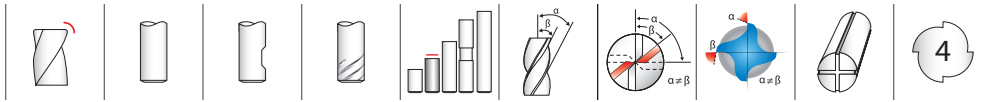
continued on next page



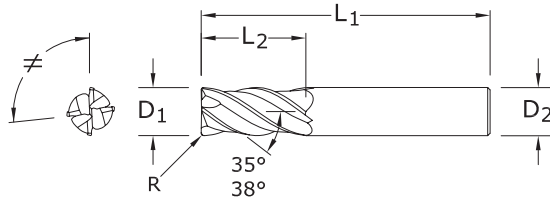
Series Z1PCR, Z1PLC, Z1PLB Fractional	Hardness	Ae x D ₁	Ap x D ₁	Vc (sfm)	Diameter (D ₁) (inch)										
					1/64	1/8	1/4	3/8	1/2	5/8	3/4	1			
M	STAINLESS STEELS (DIFFICULT) 304, 304L, 316, 316L	≤ 275 Bhn or ≤ 28 HRc	Profile 	≤ 0.5	≤ 1.5	340	RPM	83256	10390	5195	3463	2598	2078	1732	1299
						(272-408)	Fz	0.00003	0.00027	0.0007	0.0014	0.0018	0.0020	0.0022	0.0025
						Feed (ipm)	10.0	11.2	14.5	19.4	18.7	16.6	15.2	13.0	
			Slot 	1	≤ 1	270	RPM	66115	8251	4126	2750	2063	1650	1375	1031
						(216-324)	Fz	0.00003	0.00027	0.0007	0.0014	0.0018	0.0020	0.0022	0.0025
						Feed (ipm)	7.9	8.9	11.6	15.4	14.9	13.2	12.1	10.3	
	STAINLESS STEELS (PH) 13-8 PH, 15-5 PH, 17-4 PH, Custom 450	≤ 325 Bhn or ≤ 35 HRc	Profile 	≤ 0.5	≤ 1.5	310	RPM	75910	9474	4737	3158	2368	1895	1579	1184
						(248-372)	Fz	0.00003	0.00027	0.0007	0.0014	0.0018	0.0020	0.0022	0.0025
						Feed (ipm)	9.1	10.2	13.3	17.7	17.1	15.2	13.9	11.8	
			Slot 	1	≤ 1	250	RPM	61218	7640	3820	2547	1910	1528	1273	955
						(200-300)	Fz	0.00003	0.00027	0.0007	0.0014	0.0018	0.0020	0.0022	0.0025
						Feed (ipm)	7.3	8.3	10.7	14.3	13.8	12.2	11.2	9.6	
S	SUPER ALLOYS (NICKEL, COBALT, IRON BASE) Inconel 601, 617, 625, Incoloy, Monel 400	≤ 300 Bhn or ≤ 32 HRc	Profile 	≤ 0.5	≤ 1.5	80	RPM	19590	2445	1222	815	611	489	407	306
						(64-96)	Fz	0.00003	0.00025	0.0007	0.0013	0.0017	0.0019	0.0020	0.0024
						Feed (ipm)	2.4	2.4	3.3	4.2	4.2	3.7	3.3	2.9	
			Slot 	1	≤ 1	65	RPM	15917	1986	993	662	497	397	331	248
						(52-78)	Fz	0.00003	0.00025	0.0007	0.0013	0.0017	0.0019	0.0020	0.0024
						Feed (ipm)	1.9	2.0	2.7	3.4	3.4	3.0	2.7	2.4	
	SUPER ALLOYS (NICKEL, COBALT, IRON BASE) Inconel 718, X-750, Incoloy, Waspaloy, Hastelloy, Rene	≤ 400 Bhn or ≤ 43 HRc	Profile 	≤ 0.5	≤ 1.5	62	RPM	15182	1895	947	632	474	379	316	237
						(50-74)	Fz	0.00002	0.00018	0.0005	0.0009	0.0012	0.0013	0.0014	0.0017
						Feed (ipm)	1.2	1.4	1.8	2.3	2.3	2.0	1.8	1.6	
			Slot 	1	≤ 1	50	RPM	12244	1528	764	509	382	306	255	191
						(40-60)	Fz	0.00002	0.00018	0.0005	0.0009	0.0012	0.0013	0.0014	0.0017
						Feed (ipm)	1.0	1.1	1.5	1.8	1.8	1.6	1.4	1.3	
TITANIUM ALLOYS Pure Titanium, Ti6Al4V, Ti6Al2Sn4Zr2Mo, Ti4Al4Mo2Sn0.5Si	≤ 350 Bhn or ≤ 38 HRc	Profile 	≤ 0.5	≤ 1.5	215	RPM	52647	6570	3285	2190	1643	1314	1095	821	
					(172-258)	Fz	0.00003	0.0003	0.0008	0.0015	0.0020	0.0022	0.0024	0.0028	
					Feed (ipm)	6.3	7.9	10.5	13.1	13.1	11.6	10.5	9.2		
		Slot 	1	≤ 1	170	RPM	41628	5195	2598	1732	1299	1039	866	649	
					(136-204)	Fz	0.00003	0.0003	0.0008	0.0015	0.0020	0.0022	0.0024	0.0028	
					Feed (ipm)	5.0	6.2	8.3	10.4	10.4	9.1	8.3	7.3		
TITANIUM ALLOYS (DIFFICULT) Ti10Al2Fe3Al, Ti5Al5V5Mo3Cr, Ti7Al4Mo, Ti3Al8V6Cr4Zr4Mo, Ti6Al6V6Sn, Ti15V3 Cr3Sn3Al	≤ 440 Bhn or ≤ 47 HRc	Profile 	≤ 0.5	≤ 1.5	75	RPM	18365	2292	1146	764	573	458	382	287	
					(60-90)	Fz	0.00003	0.0003	0.0008	0.0015	0.0020	0.0022	0.0024	0.0028	
					Feed (ipm)	2.2	2.8	3.7	4.6	4.6	4.0	3.7	3.2		
		Slot 	1	≤ 1	60	RPM	14692	1834	917	611	458	367	306	229	
					(48-72)	Fz	0.00003	0.0003	0.0008	0.0015	0.0020	0.0022	0.0024	0.0028	
					Feed (ipm)	1.8	2.2	2.9	3.7	3.7	3.2	2.9	2.6		

Bhn (Brinell) HRc (Rockwell C)
 $rpm = Vc \times 3.82 / D_1$
 $ipm = Fz \times 4 \times rpm$
 maximum Slotting Ap for Z1PCR <1/8 diameter and all Z1PLC / Z1PLB is .25 x D₁
 maximum Profile Ae for Z1PCR <1/8 diameter and all Z1PLC / Z1PLB is .20 x D₁
 reduce speed and feed for materials harder than listed
 reduce feed and Ae when finish milling (.02 x D₁ maximum)
 refer to the SGS Tool Wizard for complete technical information (www.kyocera-sgstool.com)

METRIC Z-Carb-AP



Z1MPCR METRIC SERIES



- Variable rake geometry alters and controls the cutting dynamic taking chatter suppression to an unprecedented level
- Unequal helix design aids in damaging harmonics by changing the angle at which each cutting edge enters and exits the material
- Unequal flute spacing helps to disrupt the rhythmic pattern created by the cutting edge helping to suppress damaging harmonics
- Enhanced corner geometry with tight tolerance corner radii
- Recommended for materials ≤ 45 HRc (≤ 420 Bhn)

mm					EDP NO.			
CUTTING DIA. D ₁	LENGTH OF CUT L ₂	OVERALL LENGTH L ₁	SHANK DIA. D ₂	CORNER RADIUS R	Ti-NAMITE-X	Ti-NAMITE-X W/FLAT	JetStream	
					STOCK	STOCK	STOCK	STOCK
1,0	3,0	57,0	6,0	0,1	46873	●	—	—
1,5	4,5	57,0	6,0	0,1	46849	●	—	—
2,0	6,0	57,0	6,0	0,2	46850	●	—	—
2,5	7,0	57,0	6,0	0,2	46874	●	—	—
3,0	8,0	57,0	6,0	0,3	46851	●	—	—
3,0	8,0	57,0	6,0	0,5	46880	●	—	—
4,0	11,0	57,0	6,0	0,3	46852	●	—	—
4,0	11,0	57,0	6,0	0,5	46881	●	—	—
5,0	13,0	57,0	6,0	0,3	46853	●	—	—
6,0	13,0	57,0	6,0	0,25	46882	●	—	—
6,0	13,0	57,0	6,0	0,5	46854	●	—	—
6,0	13,0	57,0	6,0	1,0	46855	●	—	—
6,0	13,0	57,0	6,0	1,5	46884	●	—	—
8,0	19,0	63,0	8,0	0,5	46856	●	—	—
8,0	19,0	63,0	8,0	1,0	46857	●	—	—
8,0	19,0	63,0	8,0	1,5	46886	●	—	—
8,0	19,0	63,0	8,0	2,0	46887	●	—	—
10,0	22,0	72,0	10,0	0,5	46858	●	—	—
10,0	22,0	72,0	10,0	1,0	46859	●	—	—
10,0	22,0	72,0	10,0	1,5	46889	●	—	—
10,0	22,0	72,0	10,0	2,0	46890	●	—	—
10,0	22,0	72,0	10,0	2,5	46891	●	—	—
12,0	26,0	83,0	12,0	0,5	46860	●	46909	●
12,0	26,0	83,0	12,0	0,75	46861	●	46910	●
12,0	26,0	83,0	12,0	1,0	46893	●	46911	●
12,0	26,0	83,0	12,0	1,5	46894	●	46912	●
12,0	26,0	83,0	12,0	2,0	46895	●	46913	●
12,0	26,0	83,0	12,0	2,5	46896	●	46914	●
12,0	26,0	83,0	12,0	3,0	42718	●	46915	●
14,0	26,0	83,0	14,0	1,0	46862	●	46916	●
16,0	32,0	92,0	16,0	1,0	46863	●	46917	●
16,0	32,0	92,0	16,0	1,5	46898	●	46918	●
16,0	32,0	92,0	16,0	2,0	46899	●	46919	●
16,0	32,0	92,0	16,0	2,5	46900	●	46920	●
16,0	32,0	92,0	16,0	3,0	46864	●	46921	●
16,0	32,0	92,0	16,0	4,0	46867	■	46944	■
20,0	38,0	104,0	20,0	1,0	46865	●	46922	●
20,0	38,0	104,0	20,0	1,5	46903	●	46923	●
20,0	38,0	104,0	20,0	2,0	46904	●	46924	●
20,0	38,0	104,0	20,0	2,5	46905	●	46925	●
20,0	38,0	104,0	20,0	3,0	42722	●	46926	●
20,0	38,0	104,0	20,0	4,0	46868	■	46945	■
20,0	38,0	104,0	20,0	5,0	46869	■	46946	■
25,0	38,0	104,0	25,0	1,0	46866	●	46927	●

TOLERANCES (mm)

<3 DIAMETER

D₁ = +0,012/-0,012
D₂ = h₆
R = +0,000/-0,025

3-6 DIAMETER

D₁ = +0,000/-0,030
D₂ = h₆
R = +0,000/-0,050

>6-10 DIAMETER

D₁ = +0,000/-0,040
D₂ = h₆
R = +0,000/-0,050

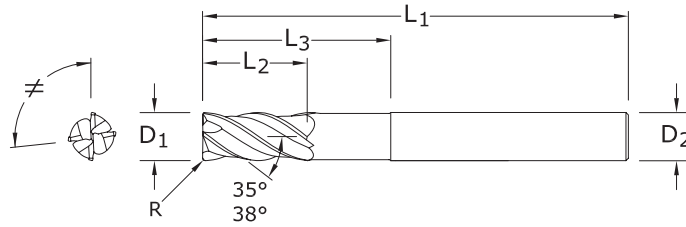
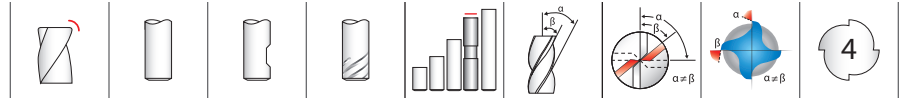
>10-25 DIAMETER

D₁ = +0,000/-0,050
D₂ = h₆
R = +0,000/-0,050

- STEELS
- STAINLESS STEELS
- CAST IRON
- HIGH TEMP ALLOYS
- TITANIUM
- HARDENED STEELS

- U.S. Stock Standard
- NOT STOCKED—
Call for Delivery

For patent information
visit www.kyocera-sgsgstool.com/patents



Z1MPIC
METRIC SERIES

TOLERANCES (mm)

>10–20 DIAMETER

$D_1 = +0,000/-0,050$

$D_2 = h_6$

$R = +0,000/-0,050$

STEELS

STAINLESS STEELS

CAST IRON

HIGH TEMP ALLOYS

TITANIUM

● U.S. Stock Standard

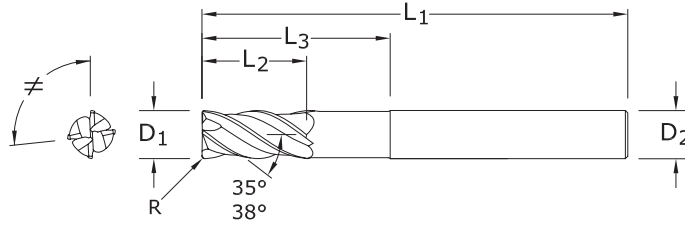
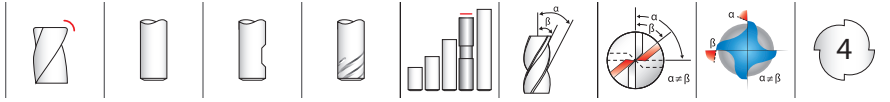
■ NOT STOCKED—
Call for Delivery

For patent information
visit www.kyocera-sgtool.com/patents

CUTTING DIAMETER D_1	LENGTH OF CUT L_2	OVERALL LENGTH L_1	SHANK DIAMETER D_2	REACH L_3	CORNER RADIUS R	EDP NO.	STOCK
						Ti-NAMITE-X W/FLAT	
12,0	26,0	83,0	12,0	36,0	2,5	42731	■
12,0	26,0	83,0	12,0	36,0	3,0	42732	■
12,0	26,0	83,0	12,0	36,0	4,0	42733	■
16,0	32,0	92,0	16,0	42,0	2,5	42734	■
16,0	32,0	92,0	16,0	42,0	4,0	42735	■
16,0	32,0	92,0	16,0	42,0	6,0	42736	■
20,0	38,0	104,0	20,0	52,0	2,5	42737	■
20,0	38,0	104,0	20,0	52,0	4,0	42738	■
20,0	38,0	104,0	20,0	52,0	6,0	42739	■

- Variable rake geometry alters and controls the cutting dynamic taking chatter suppression to an unprecedented level
- Unequal helix design aids in damping harmonics by changing the angle at which each cutting edge enters and exits the material
- Unequal flute spacing helps to disrupt the rhythmic pattern created by the cutting edge helping to suppress damaging harmonics
- Long reach design allows for deeper and faster cuts
- Enhanced corner geometry with tight tolerance corner radii
- Recommended for materials ≤ 45 HRC (≤ 420 Bhn)

METRIC Z-Carb-AP



Z1MPLC METRIC SERIES

- Variable rake geometry alters and controls the cutting dynamic taking chatter suppression to an unprecedented level
- Unequal helix design aids in damaging harmonics by changing the angle at which each cutting edge enters and exits the material
- Unequal flute spacing helps to disrupt the rhythmic pattern created by the cutting edge helping to suppress damaging harmonics
- Long reach design allows for deeper and faster cuts
- Enhanced corner geometry with tight tolerance corner radii
- Recommended for materials ≤ 45 HRc (≤ 420 Bhn)

CUTTING DIA. D ₁	LENGTH OF CUT L ₂	OVERALL LENGTH L ₁	SHANK DIA. D ₂	REACH L ₃	CORNER RADIUS R	EDP NO.			
						Ti-NAMITE-X STOCK	Ti-NAMITE-X W/FLAT	STOCK	
6,0	8,0	75,0	6,0	24,0	0,5	46821	●	—	—
8,0	10,0	75,0	8,0	32,0	1,0	46822	●	—	—
8,0	10,0	75,0	8,0	32,0	2,0	46823	●	—	—
10,0	12,0	100,0	10,0	40,0	1,0	46824	●	—	—
10,0	12,0	100,0	10,0	40,0	2,0	46825	●	—	—
12,0	15,0	100,0	12,0	48,0	1,0	46826	●	46928	■
12,0	15,0	100,0	12,0	48,0	1,5	46827	●	46929	■
12,0	15,0	100,0	12,0	48,0	2,0	46828	●	46930	■
12,0	15,0	100,0	12,0	48,0	3,0	46829	●	46931	■
16,0	20,0	115,0	16,0	65,0	1,0	46830	●	46932	■
16,0	20,0	115,0	16,0	65,0	1,5	46831	●	46933	■
16,0	20,0	115,0	16,0	65,0	2,0	46832	●	46934	■
16,0	20,0	115,0	16,0	65,0	3,0	46833	●	46935	■
16,0	20,0	115,0	16,0	65,0	4,0	46834	●	46936	■
16,0	20,0	115,0	16,0	65,0	5,0	46835	●	46937	■
20,0	24,0	140,0	20,0	80,0	1,0	46836	●	46938	■
20,0	24,0	140,0	20,0	80,0	1,5	46737	●	46939	■
20,0	24,0	140,0	20,0	80,0	2,0	46838	●	46940	■
20,0	24,0	140,0	20,0	80,0	3,0	46839	●	46941	■
20,0	24,0	140,0	20,0	80,0	4,0	46840	●	46942	■
20,0	24,0	140,0	20,0	80,0	5,0	46841	●	46943	■

TOLERANCES (mm)

6 DIAMETER

D₁ = +0,000/-0,030
D₂ = h₆
R = +0,000/-0,050

>6-10 DIAMETER

D₁ = +0,000/-0,040
D₂ = h₆
R = +0,000/-0,050

>10-20 DIAMETER

D₁ = +0,000/-0,050
D₂ = h₆
R = +0,000/-0,050

STEELS

STAINLESS STEELS

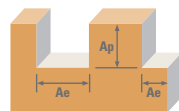
CAST IRON

HIGH TEMP ALLOYS

TITANIUM

- U.S. Stock Standard
- NOT STOCKED—
Call for Delivery

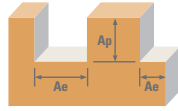
For patent information
visit www.kyocera-sgstoool.com/patents



Series Z1MPCR, Z1MPIC, Z1MPLC Metric	Hardness	Ae x D ₁	Ap x D ₁	Vc (m/min)	Diameter (D ₁) (mm)											
					1	3	6	8	10	12	16	20	25			
P CARBON STEELS 1018, 1040, 1080, 1090, 10L50, 1140, 1212, 12L15, 1525, 1536	≤ 275 Bhn or ≤ 28 HRc	Profile 	≤ 0.5	≤ 1.5	169	RPM	53803	17934	8967	6725	5380	4484	3363	2690	2152	
					(135-203)	Fz	0.0030	0.0109	0.029	0.049	0.061	0.074	0.087	0.099	0.108	
						Feed (mm/min)	646	782	1040	1318	1313	1327	1170	1065	930	
					134	RPM	42654	14218	7109	5332	4265	3555	2666	2133	1706	
					(107-161)	Fz	0.0030	0.0109	0.029	0.049	0.061	0.074	0.087	0.099	0.108	
						Feed (mm/min)	512	620	825	1045	1041	1052	928	845	737	
	ALLOY STEELS 4140, 4150, 4320, 5120, 5150, 8630, 86L20, 50100	≤ 375 Bhn or ≤ 40 HRc	Profile 	≤ 0.5	≤ 1.5	96	RPM	30537	10179	5089	3817	3054	2545	1909	1527	1221
						(77-115)	Fz	0.0023	0.0081	0.022	0.036	0.045	0.055	0.067	0.075	0.080
							Feed (mm/min)	281	330	448	550	550	560	511	458	391
						76	RPM	24235	8078	4039	3029	2424	2020	1515	1212	969
						(61-91)	Fz	0.0023	0.0081	0.022	0.036	0.045	0.055	0.067	0.075	0.080
							Feed (mm/min)	223	262	355	436	436	444	406	364	310
H TOOL STEELS A2, D2, H13, L2, M2, P20, S7, T15, W2	≤ 375 Bhn or ≤ 40 HRc	Profile 	≤ 0.5	≤ 1.5	56	RPM	17934	5978	2989	2242	1793	1495	1121	897	717	
					(45-68)	Fz	0.0018	0.0066	0.017	0.030	0.037	0.043	0.051	0.059	0.065	
						Feed (mm/min)	129	158	203	269	265	257	229	212	187	
					44	RPM	14057	4686	2343	1757	1406	1171	879	703	562	
					(35-53)	Fz	0.0018	0.0066	0.017	0.030	0.037	0.043	0.051	0.059	0.065	
						Feed (mm/min)	101	124	159	211	208	201	179	166	146	
K CAST IRONS (LOW & MEDIUM ALLOY) Gray, Malleable, Ductile	≤ 220 Bhn or ≤ 19 HRc	Profile 	≤ 0.5	≤ 1.5	136	RPM	43139	14380	7190	5392	4314	3595	2696	2157	1726	
					(109-163)	Fz	0.0028	0.0099	0.026	0.045	0.056	0.067	0.079	0.091	0.098	
						Feed (mm/min)	483	569	748	971	966	963	852	785	676	
					108	RPM	34414	11471	5736	4302	3441	2868	2151	1721	1377	
					(87-130)	Fz	0.0028	0.0099	0.026	0.045	0.056	0.067	0.079	0.091	0.098	
						Feed (mm/min)	385	454	597	774	771	769	680	626	540	
	CAST IRONS (HIGH ALLOY) Gray, Malleable, Ductile	≤ 260 Bhn or ≤ 26 HRc	Profile 	≤ 0.5	≤ 1.5	104	RPM	32960	10987	5493	4120	3296	2747	2060	1648	1318
						(83-124)	Fz	0.0020	0.0074	0.020	0.034	0.043	0.050	0.059	0.067	0.074
							Feed (mm/min)	264	325	439	560	567	549	486	442	390
						82	RPM	26174	8725	4362	3272	2617	2181	1636	1309	1047
						(66-99)	Fz	0.0020	0.0074	0.020	0.034	0.043	0.050	0.059	0.067	0.074
							Feed (mm/min)	209	258	349	445	450	436	386	351	310
M STAINLESS STEELS (FREE MACHINING) 303, 416, 420F, 430F, 440F	≤ 275 Bhn or ≤ 28 HRc	Profile 	≤ 0.5	≤ 1.5	149	RPM	47501	15834	7917	5938	4750	3958	2969	2375	1900	
					(119-179)	Fz	0.0023	0.0081	0.022	0.036	0.045	0.055	0.067	0.075	0.080	
						Feed (mm/min)	437	513	697	855	855	871	796	713	608	
					119	RPM	37807	12602	6301	4726	3781	3151	2363	1890	1512	
					(95-143)	Fz	0.0023	0.0081	0.022	0.036	0.045	0.055	0.067	0.075	0.080	
						Feed (mm/min)	348	408	555	681	681	693	633	567	484	

continued on next page

Z-Carb-AP



Series Z1MPCR, Z1MPIC, Z1MPLC Metric	Hardness	Ae x D ₁	Ap x D ₁	Vc (m/min)	Diameter (D ₁) (mm)										
					1	3	6	8	10	12	16	20	25		
M	STAINLESS STEELS (DIFFICULT) 304, 304L, 316, 316L ≤ 275 Bhn or ≤ 28 HRc	Profile 	≤ 0.5	≤ 1.5	104	RPM	32960	10987	5493	4120	3296	2747	2060	1648	1318
					(83-124)	Fz	0.0018	0.0064	0.017	0.030	0.037	0.043	0.051	0.059	0.063
					Feed (mm/min)	237	281	374	494	488	472	420	389	332	
		Slot 	1	≤ 1	82	RPM	26174	8725	4362	3272	2617	2181	1636	1309	1047
					(66-99)	Fz	0.0018	0.0064	0.017	0.030	0.037	0.043	0.051	0.059	0.063
					Feed (mm/min)	188	223	297	393	387	375	334	309	264	
	STAINLESS STEELS (PH) 13-8 PH, 15-5 PH, 17-4 PH, Custom 450 ≤ 325 Bhn or ≤ 35 HRc	Profile 	≤ 0.5	≤ 1.5	94	RPM	30052	10017	5009	3756	3005	2504	1878	1503	1202
					(76-113)	Fz	0.0018	0.0064	0.017	0.030	0.037	0.043	0.051	0.059	0.063
					Feed (mm/min)	216	256	341	451	445	431	383	355	303	
		Slot 	1	≤ 1	76	RPM	24235	8078	4039	3029	2424	2020	1515	1212	969
					(61-91)	Fz	0.0018	0.0064	0.017	0.030	0.037	0.043	0.051	0.059	0.063
					Feed (mm/min)	174	207	275	364	359	347	309	286	244	
S	SUPER ALLOYS (NICKEL, COBALT, IRON BASE) Inconel 601, 617, 625, Incoloy, Monel 400 ≤ 300 Bhn or ≤ 32 HRc	Profile 	≤ 0.5	≤ 1.5	24	RPM	7755	2585	1293	969	776	646	485	388	310
					(20-29)	Fz	0.0018	0.0061	0.016	0.027	0.034	0.041	0.048	0.053	0.060
					Feed (mm/min)	56	63	83	105	105	106	93	82	74	
		Slot 	1	≤ 1	20	RPM	6301	2100	1050	788	630	525	394	315	252
					(16-24)	Fz	0.0018	0.0061	0.016	0.027	0.034	0.041	0.048	0.053	0.060
					Feed (mm/min)	45	51	67	85	86	86	76	67	60	
	SUPER ALLOYS (NICKEL, COBALT, IRON BASE) Inconel 718, X-750, Incoloy, Waspaloy, Hastelloy, Rene ≤ 400 Bhn or ≤ 43 HRc	Profile 	≤ 0.5	≤ 1.5	19	RPM	6010	2003	1002	751	601	501	376	301	240
					(15-23)	Fz	0.0013	0.0043	0.011	0.019	0.024	0.028	0.033	0.037	0.042
					Feed (mm/min)	31	34	44	57	58	56	50	44	40	
		Slot 	1	≤ 1	15	RPM	4847	1616	808	606	485	404	303	242	194
					(12-18)	Fz	0.0013	0.0043	0.011	0.019	0.024	0.028	0.033	0.037	0.042
					Feed (mm/min)	25	28	36	46	47	45	40	36	33	
TITANIUM ALLOYS Pure Titanium, Ti6Al4V, Ti6Al2Sn4Zr2Mo, Ti4Al4Mo2Sn0.5Si ≤ 350 Bhn or ≤ 38 HRc	Profile 	≤ 0.5	≤ 1.5	66	RPM	20842	6947	3474	2605	2084	1737	1303	1042	834	
				(52-79)	Fz	0.0020	0.0071	0.019	0.032	0.040	0.048	0.056	0.064	0.070	
				Feed (mm/min)	167	197	264	333	333	333	292	267	233		
	Slot 	1	≤ 1	52	RPM	16480	5493	2747	2060	1648	1373	1030	824	659	
				(41-62)	Fz	0.0020	0.0071	0.019	0.032	0.040	0.048	0.056	0.064	0.070	
				Feed (mm/min)	132	156	209	264	264	264	231	211	185		
TITANIUM ALLOYS (DIFFICULT) Ti10Al2Fe3Al, Ti5Al5V5Mo3Cr, Ti7Al4Mo, Ti3Al8V6Cr4Zr4Mo, Ti6Al6V6Sn, Ti15V3 Cr3Sn3Al ≤ 440 Bhn or ≤ 47 HRc	Profile 	≤ 0.5	≤ 1.5	23	RPM	7271	2424	1212	909	727	606	454	364	291	
				(18-27)	Fz	0.0020	0.0071	0.019	0.032	0.040	0.048	0.056	0.064	0.070	
				Feed (mm/min)	58	69	92	116	116	116	102	93	81		
	Slot 	1	≤ 1	18	RPM	5816	1939	969	727	582	485	364	291	233	
				(15-22)	Fz	0.0020	0.0071	0.019	0.032	0.040	0.048	0.056	0.064	0.070	
				Feed (mm/min)	47	55	74	93	93	93	81	74	65		

Bhn (Brinell) HRC (Rockwell C)

$rpm = (Vc \times 1000) / (D_1 \times 3.14)$

$ipm = Fz \times 4 \times rpm$

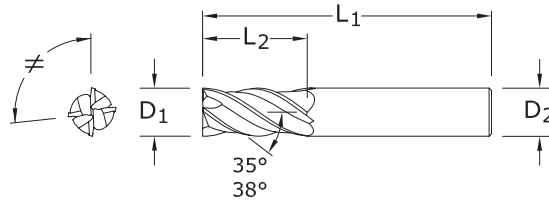
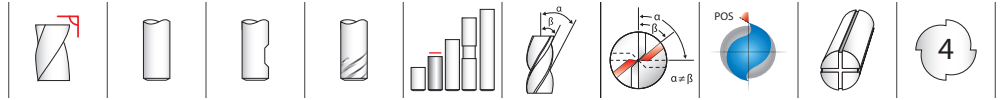
maximum Slotting Ap for Z1PCR <3mm diameter and all Z1MPLC / Z1MPLB is .25 x D₁

maximum Profile Ae for Z1PCR <3mm diameter and all Z1MPLC / Z1MPLB is .20 x D₁

reduce speed and feed for materials harder than listed

reduce feed and Ae when finish milling (.02 x D₁ maximum)

refer to the SGS Tool Wizard for complete technical information (www.kyocera-sgstool.com)



Z1
FRACTIONAL SERIES

TOLERANCES (inch)

1/8–1/4 DIAMETER

$D_1 = +0.0000/-0.0012$

$D_2 = h_6$

>1/4–3/8 DIAMETER

$D_1 = +0.0000/-0.0016$

$D_2 = h_6$

>3/8–1 DIAMETER

$D_1 = +0.0000/-0.0020$

$D_2 = h_6$

STEELS

STAINLESS STEELS

CAST IRON

HIGH TEMP ALLOYS

TITANIUM

HARDENED STEELS

● U.S. Stock Standard

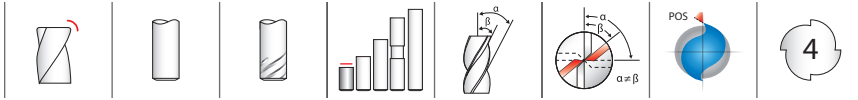
■ NOT STOCKED—
Call for Delivery

For patent information
visit www.kyocera-sgtool.com/patents

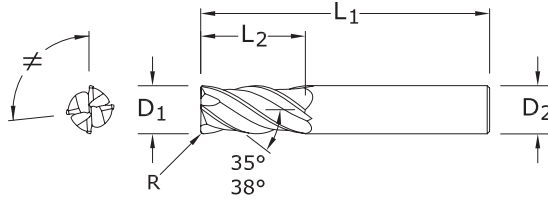
CUTTING DIAMETER D_1	LENGTH OF CUT L_2	OVERALL LENGTH L_1	SHANK DIAMETER D_2	inch			STOCK
				EDP NO.	Ti-NAMITE-A (AITIN)	Ti-NAMITE-A (AITIN) W/FLAT	
1/8	3/8	1-1/2	1/8	36404	—	—	●
5/32	7/16	2	3/16	36406	—	—	●
3/16	7/16	2	3/16	36408	—	—	●
7/32	7/16	2-1/2	1/4	36410	—	—	●
1/4	1/2	2-1/2	1/4	36416	—	—	●
1/4	3/4	2-1/2	1/4	36596	—	—	●
9/32	5/8	2-1/2	5/16	36418	—	—	●
5/16	13/16	2-1/2	5/16	36420	—	—	●
11/32	13/16	2-1/2	3/8	36422	—	—	●
3/8	7/8	2-1/2	3/8	36424	36530	—	●
13/32	15/16	2-3/4	7/16	36426	36531	—	●
7/16	1	2-3/4	7/16	36428	36532	—	●
15/32	1	3	1/2	36430	36533	—	●
1/2	1	3	1/2	36432	36534	36826	●
1/2	1-1/4	3-1/4	1/2	36597	36598	—	●
9/16	1-1/8	3-1/2	9/16	36436	36535	36827	●
5/8	1-1/4	3-1/2	5/8	36440	36536	36828	●
3/4	1-1/2	4	3/4	36442	36537	36829	●
1	1-1/2	4	1	36444	36538	36830	●

- Unequal helix design aids in damping harmonics by changing the angle at which each cutting edge enters and exits the material
- Unequal flute spacing helps to disrupt the rhythmic pattern created by the cutting edge helping to suppress damaging harmonics
- Optimal material removal rates through increased feed and depths of cut
- Recommended for materials ≤ 45 HRc (≤ 420 Bhn)

FRACTIONAL Z-Carb



Z16CR FRACTIONAL SERIES



- Unequal helix design aids in damping harmonics by changing the angle at which each cutting edge enters and exits the material
- Unequal flute spacing helps to disrupt the rhythmic pattern created by the cutting edge helping to suppress damaging harmonics
- Optimal material removal rates through increased feed and depths of cut
- Enhanced corner geometry with tight tolerance corner radii
- Recommended for materials ≤ 45 HRc (≤ 420 Bhn)

CUTTING DIAMETER D_1	LENGTH OF CUT L_2	inch			EDP NO.	STOCK
		OVERALL LENGTH L_1	SHANK DIAMETER D_2	CORNER RADIUS R	TI-NAMITE-X	
1/8	1/4	1-1/2	1/8	.015	36505	●
5/32	5/16	2	3/16	.015	36506	●
3/16	3/8	2	3/16	.015	36507	●
7/32	3/8	2	1/4	.020	36508	●
1/4	7/16	2	1/4	.020	36509	●
5/16	1/2	2	5/16	.020	36511	●
3/8	5/8	2	3/8	.020	36513	●
7/16	5/8	2-1/2	7/16	.020	36515	●
1/2	5/8	2-1/2	1/2	.030	36517	●
5/8	3/4	3	5/8	.040	36519	●
3/4	1	3	3/4	.040	36520	●

TOLERANCES (inch)

1/8–1/4 DIAMETER

$D_1 = +0.0000/-0.0012$

$D_2 = h_6$

$R = +0.0000/-0.005$

>1/4–3/8 DIAMETER

$D_1 = +0.0000/-0.0016$

$D_2 = h_6$

$R = +0.0000/-0.005$

>3/8–3/4 DIAMETER

$D_1 = +0.0000/-0.0020$

$D_2 = h_6$

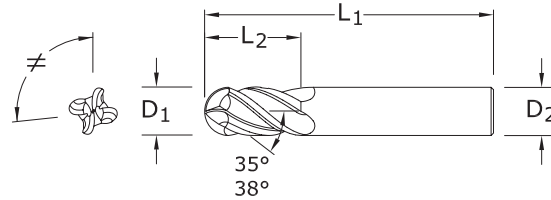
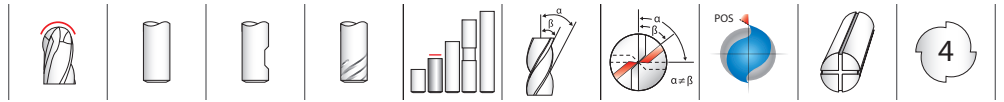
$R = +0.0000/-0.005$

- STEELS
- STAINLESS STEELS
- CAST IRON
- HIGH TEMP ALLOYS
- TITANIUM
- HARDENED STEELS

● U.S. Stock Standard

■ NOT STOCKED—
Call for Delivery

For patent information
visit www.kyocera-sgstool.com/patents



Z1B FRACTIONAL SERIES

TOLERANCES (inch)

1/8–1/4 DIAMETER

$D_1 = +0.0000/-0.0012$

$D_2 = h_6$

>1/4–3/8 DIAMETER

$D_1 = +0.0000/-0.0016$

$D_2 = h_6$

>3/8–1 DIAMETER

$D_1 = +0.0000/-0.0020$

$D_2 = h_6$

STEELS

STAINLESS STEELS

CAST IRON

HIGH TEMP ALLOYS

TITANIUM

HARDENED STEELS

● U.S. Stock Standard

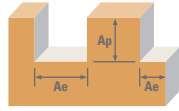
■ NOT STOCKED—
Call for Delivery














For patent information
visit www.kyocera-sgtool.com/patents

CUTTING DIA. D_1	LENGTH OF CUT L_2	OVERALL LENGTH L_1	SHANK DIA. D_2	EDP NO.			STOCK
				Ti-NAMITE-A (AlTiN)	Ti-NAMITE-A (AlTiN) W/FLAT	JetStream	
1/8	3/8	1-1/2	1/8	36358	—	—	●
5/32	7/16	2	3/16	36357	—	—	●
3/16	7/16	2	3/16	36359	—	—	●
7/32	7/16	2-1/2	1/4	36361	—	—	●
1/4	1/2	2-1/2	1/4	36344	—	—	●
1/4	3/4	2-1/2	1/4	36590	—	—	●
9/32	5/8	2-1/2	5/16	36353	—	—	●
5/16	13/16	2-1/2	5/16	36345	—	—	●
11/32	13/16	2-1/2	3/8	36354	—	—	●
3/8	7/8	2-1/2	3/8	36346	36539	—	●
13/32	15/16	2-3/4	7/16	36355	36540	—	●
7/16	1	2-3/4	7/16	36347	36541	—	●
15/32	1	3	1/2	36356	36542	—	●
1/2	1	3	1/2	36348	36543	36846	●
1/2	1-1/4	3-1/4	1/2	36591	36592	—	●
9/16	1-1/8	3-1/2	9/16	36349	36544	36847	●
5/8	1-1/4	3-1/2	5/8	36350	36545	36848	●
3/4	1-1/2	4	3/4	36351	36546	36849	●
1	1-1/2	4	1	36352	36547	36850	●

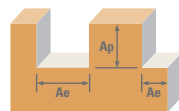
- Unequal helix design aids in damping harmonics by changing the angle at which each cutting edge enters and exits the material
- Unequal flute spacing helps to disrupt the rhythmic pattern created by the cutting edge helping to suppress damaging harmonics
- Optimal material removal rates through increased feed and depths of cut
- Ball nose design ideal for finishing operations in complex workpieces
- Recommended for materials ≤ 45 HRc (≤ 420 Bhn)

FRACTIONAL Z-Carb



Series Z1, Z1B, Z16CR Fractional	Hardness	Profile 	Ae x D ₁	Ap x D ₁	Vc (sfm)	Diameter (D ₁) (inch)							
						1/8	1/4	3/8	1/2	5/8	3/4	1	
P CARBON STEELS 1018, 1040, 1080, 1090, 10L50, 1140, 1212, 12L15, 1525, 1536	≤ 275 Bhn or ≤ 28 HRc	Profile 	≤ 0.5	≤ 1.5	555	RPM	16961	8480	5654	4240	3392	2827	2120
					(444-666)	Fz	0.0004	0.0010	0.0019	0.0025	0.0031	0.0032	0.0035
						Feed (ipm)	25.8	33.9	43.0	42.4	42.1	36.5	29.7
		Slot 	1	≤ 1	440	RPM	13446	6723	4482	3362	2689	2241	1681
					(352-528)	Fz	0.0004	0.0010	0.0019	0.0025	0.0031	0.0032	0.0035
						Feed (ipm)	20.4	26.9	34.1	33.6	33.3	29.0	23.5
ALLOY STEELS 4140, 4150, 4320, 5120, 5150, 8630, 86L20, 50100	≤ 375 Bhn or ≤ 40 HRc	Profile 	≤ 0.5	≤ 1.5	315	RPM	9626	4813	3209	2407	1925	1604	1203
					(252-378)	Fz	0.0003	0.0008	0.0014	0.0019	0.0024	0.0025	0.0027
						Feed (ipm)	10.8	15.4	18.0	18.3	18.5	16.0	13.0
		Slot 	1	≤ 1	250	RPM	7640	3820	2547	1910	1528	1273	955
					(200-300)	Fz	0.0003	0.0008	0.0014	0.0019	0.0024	0.0025	0.0027
						Feed (ipm)	8.6	12.2	14.3	14.5	14.7	12.7	10.3
H TOOL STEELS A2, D2, H13, L2, M2, P20, S7, T15, W2	≤ 375 Bhn or ≤ 40 HRc	Profile 	≤ 0.5	≤ 1.5	185	RPM	5654	2827	1885	1413	1131	942	707
					(148-222)	Fz	0.0002	0.0005	0.0010	0.0013	0.0016	0.0017	0.0018
						Feed (ipm)	4.5	5.7	7.5	7.3	7.2	6.4	5.1
		Slot 	1	≤ 1	145	RPM	4431	2216	1477	1108	886	739	554
					(116-174)	Fz	0.0002	0.0005	0.0010	0.0013	0.0016	0.0017	0.0018
						Feed (ipm)	3.5	4.4	5.9	5.8	5.7	5.0	4.0
K CAST IRONS (LOW & MEDIUM ALLOY) Gray, Malleable, Ductile	≤ 220 Bhn or ≤ 19 HRc	Profile 	≤ 0.5	≤ 1.5	445	RPM	13599	6800	4533	3400	2720	2267	1700
					(356-534)	Fz	0.0004	0.0010	0.0018	0.0024	0.0030	0.0031	0.0034
						Feed (ipm)	19.0	27.2	32.6	32.6	32.6	28.1	23.1
		Slot 	1	≤ 1	355	RPM	10849	5424	3616	2712	2170	1808	1356
					(284-426)	Fz	0.0004	0.0010	0.0018	0.0024	0.0030	0.0031	0.0034
						Feed (ipm)	15.2	21.7	26.0	26.0	26.0	22.4	18.4
CAST IRONS (HIGH ALLOY) Gray, Malleable, Ductile	≤ 260 Bhn or ≤ 26 HRc	Profile 	≤ 0.5	≤ 1.5	340	RPM	10390	5195	3463	2598	2078	1732	1299
					(272-408)	Fz	0.0003	0.0007	0.0014	0.0018	0.0023	0.0024	0.0025
						Feed (ipm)	12.5	14.5	19.4	18.7	19.1	16.6	13.0
		Slot 	1	≤ 1	270	RPM	8251	4126	2750	2063	1650	1375	1031
					(216-324)	Fz	0.0003	0.0007	0.0014	0.0018	0.0023	0.0024	0.0025
						Feed (ipm)	9.9	11.6	15.4	14.9	15.2	13.2	10.3
M STAINLESS STEELS (FREE MACHINING) 303, 416, 420F, 430F, 440F	≤ 275 Bhn or ≤ 28 HRc	Profile 	≤ 0.5	≤ 1.5	490	RPM	14974	7487	4991	3744	2995	2496	1872
					(392-588)	Fz	0.0003	0.0007	0.0014	0.0018	0.0023	0.0024	0.0025
						Feed (ipm)	18.0	21.0	28.0	27.0	27.6	24.0	18.7
		Slot 	1	≤ 1	390	RPM	11918	5959	3973	2980	2384	1986	1490
					(312-468)	Fz	0.0003	0.0007	0.0014	0.0018	0.0023	0.0024	0.0025
						Feed (ipm)	14.3	16.7	22.2	21.5	21.9	19.1	14.9

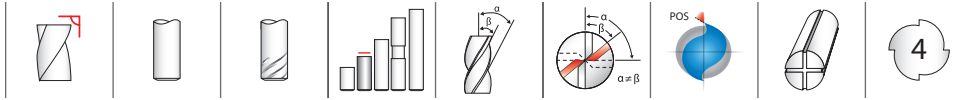
continued on next page



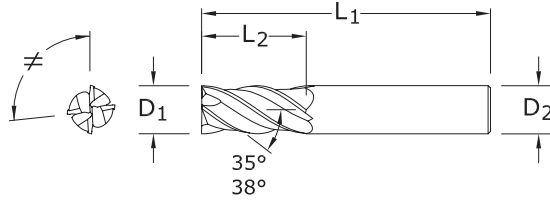
Series	Hardness	Profile	Ae x D ₁	Ap x D ₁	Vc (sfm)	Diameter (D ₁) (inch)							
						1/8	1/4	3/8	1/2	5/8	3/4	1	
M STAINLESS STEELS (DIFFICULT) 304, 304L, 316, 316L	≤ 275 Bhn or ≤ 28 HRc	Profile	≤ 0.5	≤ 1.5	340	RPM	10390	5195	3463	2598	2078	1732	1299
					(272-408)	Fz	0.0002	0.0006	0.0011	0.0014	0.0018	0.0019	0.0020
					Feed (ipm)	8.3	12.5	15.2	14.5	15.0	13.2	10.4	
		Slot	1	≤ 1	270	RPM	8251	4126	2750	2063	1650	1375	1031
					(216-324)	Fz	0.0002	0.0006	0.0011	0.0014	0.0018	0.0019	0.0020
					Feed (ipm)	6.6	9.9	12.1	11.6	11.9	10.5	8.3	
	≤ 325 Bhn or ≤ 35 HRc	Profile	≤ 0.5	≤ 1.5	310	RPM	9474	4737	3158	2368	1895	1579	1184
					(248-372)	Fz	0.0002	0.0006	0.0011	0.0014	0.0018	0.0019	0.0020
					Feed (ipm)	7.6	11.4	13.9	13.3	13.6	12.0	9.5	
		Slot	1	≤ 1	250	RPM	7640	3820	2547	1910	1528	1273	955
					(200-300)	Fz	0.0002	0.0006	0.0011	0.0014	0.0018	0.0019	0.0020
					Feed (ipm)	6.1	9.2	11.2	10.7	11.0	9.7	7.6	
S SUPER ALLOYS (NICKEL, COBALT, IRON BASE) Inconel 601, 617, 625, Incoloy, Monel 400	≤ 300 Bhn or ≤ 32 HRc	Profile	≤ 0.5	≤ 1.5	80	RPM	2445	1222	815	611	489	407	306
					(64-96)	Fz	0.0002	0.0004	0.0008	0.0010	0.0013	0.0014	0.0015
					Feed (ipm)	2.2	2.0	2.6	2.4	2.5	2.3	1.8	
		Slot	1	≤ 1	65	RPM	1986	993	662	497	397	331	248
					(52-78)	Fz	0.0002	0.0004	0.0008	0.0010	0.0013	0.0014	0.0015
					Feed (ipm)	1.6	1.6	2.1	2.0	2.1	1.9	1.5	
	≤ 400 Bhn or ≤ 43 HRc	Profile	≤ 0.5	≤ 1.5	62	RPM	1895	947	632	474	379	316	237
					(50-74)	Fz	0.0001	0.0003	0.0005	0.0007	0.0008	0.0009	0.0010
					Feed (ipm)	0.8	1.1	1.3	1.3	1.2	1.1	0.9	
		Slot	1	≤ 1	49	RPM	1497	749	499	374	299	250	187
					(39-59)	Fz	0.0001	0.0003	0.0005	0.0007	0.0008	0.0009	0.0010
					Feed (ipm)	0.6	0.9	1.0	1.0	1.0	0.9	0.7	
TITANIUM ALLOYS Pure Titanium, Ti6Al4V, Ti6Al2Sn4Zr2Mo, Ti4Al4Mo2Sn0.5Si	≤ 350 Bhn or ≤ 38 HRc	Profile	≤ 0.5	≤ 1.5	215	RPM	6570	3285	2190	1643	1314	1095	821
					(172-258)	Fz	0.0002	0.0005	0.0010	0.0013	0.0016	0.0017	0.0018
					Feed (ipm)	5.3	6.6	8.8	8.5	8.4	7.4	5.9	
		Slot	1	≤ 1	170	RPM	5195	2598	1732	1299	1039	866	649
					(136-204)	Fz	0.0002	0.0005	0.0010	0.0013	0.0016	0.0017	0.0018
					Feed (ipm)	4.2	5.2	6.9	6.8	6.6	5.9	4.7	
TITANIUM ALLOYS (DIFFICULT) Ti10Al2Fe3Al, Ti5Al5V5Mo3Cr, Ti7Al4Mo, Ti3Al8V6Cr4Zr4Mo, Ti6Al6V6Sn, Ti15V3 Cr3Sn3Al	≤ 440 Bhn or ≤ 47 HRc	Profile	≤ 0.5	≤ 1.5	75	RPM	2292	1146	764	573	458	382	287
					(60-90)	Fz	0.0002	0.0005	0.0010	0.0013	0.0016	0.0017	0.0018
					Feed (ipm)	1.8	2.3	3.1	3.0	2.9	2.6	2.1	
		Slot	1	≤ 1	60	RPM	1834	917	611	458	367	306	229
					(48-72)	Fz	0.0002	0.0005	0.0010	0.0013	0.0016	0.0017	0.0018
					Feed (ipm)	1.5	1.8	2.4	2.4	2.3	2.1	1.7	

Bhn (Brinell) HRc (Rockwell C)
 $rpm = Vc \times 3.82 / D_1$
 $ipm = Fz \times 4 \times rpm$
 reduce speed and feed for materials harder than listed
 reduce feed and Ae when finish milling (.02 x D₁ maximum)
 refer to the SGS Tool Wizard for complete technical information (www.kyocera-sgstool.com)

METRIC Z-Carb



Z1M METRIC SERIES



- Unequal helix design aids in damping harmonics by changing the angle at which each cutting edge enters and exits the material
- Unequal flute spacing helps to disrupt the rhythmic pattern created by the cutting edge helping to suppress damaging harmonics
- Optimal material removal rates through increased feed and depths of cut
- Recommended for materials ≤ 45 HRc (≤ 420 Bhn)

CUTTING DIAMETER D_1	LENGTH OF CUT L_2	OVERALL LENGTH L_1	SHANK DIAMETER D_2	EDP NO.		STOCK
				Ti-NAMITE-A (AlTiN)	JetStream	
3,0	8,0	57,0	6,0	46357	—	●
4,0	11,0	57,0	6,0	46358	—	●
5,0	13,0	57,0	6,0	46359	—	●
6,0	13,0	57,0	6,0	46360	—	●
8,0	19,0	63,0	8,0	46362	—	●
10,0	22,0	72,0	10,0	46364	—	●
12,0	26,0	83,0	12,0	46366	—	●
14,0	26,0	83,0	14,0	46368	46506	●
16,0	32,0	92,0	16,0	46370	46507	●
18,0	32,0	92,0	18,0	46372	46508	●
20,0	38,0	104,0	20,0	46374	46509	●
25,0	38,0	104,0	25,0	46376	46510	●

TOLERANCES (mm)

3–6 DIAMETER

$D_1 = +0,000/-0,030$

$D_2 = h_6$

>6–10 DIAMETER


$D_1 = +0,000/-0,040$

$D_2 = h_6$

>10–25 DIAMETER

$D_1 = +0,000/-0,050$

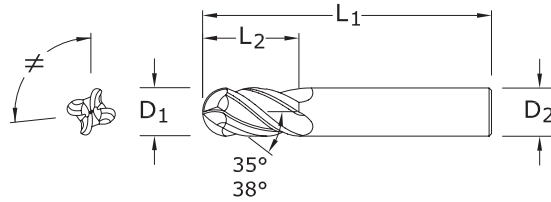
$D_2 = h_6$



● U.S. Stock Standard

■ NOT STOCKED—
Call for Delivery

For patent information
visit www.kyocera-sgstool.com/patents



Z1MB
METRIC SERIES

TOLERANCES (mm)

3–6 DIAMETER

$D_1 = +0,000/-0,030$

$D_2 = h_6$

>6–10 DIAMETER

$D_1 = +0,000/-0,040$

$D_2 = h_6$

>10–25 DIAMETER

$D_1 = +0,000/-0,050$

$D_2 = h_6$

STEELS

STAINLESS STEELS

CAST IRON

HIGH TEMP ALLOYS

TITANIUM

HARDENED STEELS

● U.S. Stock Standard

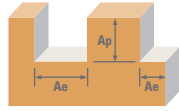
■ NOT STOCKED—
Call for Delivery

For patent information
visit www.kyocera-sgtool.com/patents

mm				EDP NO.		STOCK
CUTTING DIAMETER D_1	LENGTH OF CUT L_2	OVERALL LENGTH L_1	SHANK DIAMETER D_2	Ti-NAMITE-A (AITiN)	JetStream	
3,0	8,0	57,0	6,0	46354	—	●
4,0	11,0	57,0	6,0	46355	—	●
5,0	13,0	57,0	6,0	46356	—	●
6,0	13,0	57,0	6,0	46343	—	●
8,0	19,0	63,0	8,0	46344	—	●
10,0	22,0	72,0	10,0	46345	—	●
12,0	26,0	83,0	12,0	46346	—	●
14,0	26,0	83,0	14,0	46347	46518	●
16,0	32,0	92,0	16,0	46348	46519	●
18,0	32,0	92,0	18,0	46349	46520	●
20,0	38,0	104,0	20,0	46350	46521	●
25,0	38,0	104,0	25,0	46351	46522	●

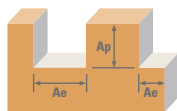
- Unequal helix design aids in damping harmonics by changing the angle at which each cutting edge enters and exits the material
- Unequal flute spacing helps to disrupt the rhythmic pattern created by the cutting edge helping to suppress damaging harmonics
- Optimal material removal rates through increased feed and depths of cut
- Ball nose design ideal for finishing operations in complex workpieces
- Recommended for materials ≤ 45 HRc (≤ 420 Bhn)

METRIC Z-Carb



Series Z1M, Z1MB Metric	Hardness	Profile Ae x D ₁	Slot Ap x D ₁	Vc (m/min)	Diameter (D ₁) (mm)								
					3	6	8	10	12	16	20	25	
P	CARBON STEELS 1018, 1040, 1080, 1090, 10L50, 1140, 1212, 12L15, 1525, 1536	Profile ≤ 0.5	≤ 1.5	169	RPM	17934	8967	6725	5380	4484	3363	2690	2152
				(135-203)	Fz	0.009	0.024	0.041	0.051	0.060	0.079	0.086	0.088
				Feed (mm/min)	654	861	1091	1090	1076	1067	927	753	
		Slot 1	≤ 1	134	RPM	14218	7109	5332	4265	3555	2666	2133	1706
				(107-161)	Fz	0.009	0.024	0.041	0.051	0.060	0.079	0.086	0.088
				Feed (mm/min)	519	682	865	864	853	846	735	597	
	ALLOY STEELS 4140, 4150, 4320, 5120, 5150, 8630, 86L20, 50100	Profile ≤ 0.5	≤ 1.5	96	RPM	10179	5089	3817	3054	2545	1909	1527	1221
				(77-115)	Fz	0.007	0.019	0.030	0.037	0.046	0.061	0.067	0.068
				Feed (mm/min)	274	391	456	456	464	469	407	330	
		Slot 1	≤ 1	76	RPM	8078	4039	3029	2424	2020	1515	1212	969
				(61-91)	Fz	0.007	0.019	0.030	0.037	0.046	0.061	0.067	0.068
				Feed (mm/min)	217	310	362	362	368	372	323	262	
H	Profile ≤ 0.5	≤ 1.5	56	RPM	5978	2989	2242	1793	1495	1121	897	717	
			(45-68)	Fz	0.005	0.012	0.021	0.027	0.031	0.041	0.045	0.045	
			Feed (mm/min)	115	143	191	191	186	184	163	129		
	Slot 1	≤ 1	44	RPM	4686	2343	1757	1406	1171	879	703	562	
			(35-53)	Fz	0.005	0.012	0.021	0.027	0.031	0.041	0.045	0.045	
			Feed (mm/min)	90	112	150	150	146	144	127	101		
K	CAST IRONS (LOW & MEDIUM ALLOY) Gray, Malleable, Ductile	Profile ≤ 0.5	≤ 1.5	136	RPM	14380	7190	5392	4314	3595	2696	2157	1726
				(109-163)	Fz	0.008	0.024	0.038	0.048	0.058	0.077	0.083	0.085
				Feed (mm/min)	483	690	828	828	828	828	713	587	
		Slot 1	≤ 1	108	RPM	11471	5736	4302	3441	2868	2151	1721	1377
				(87-130)	Fz	0.008	0.024	0.038	0.048	0.058	0.077	0.083	0.085
				Feed (mm/min)	385	551	661	661	661	661	569	468	
	CAST IRONS (HIGH ALLOY) Gray, Malleable, Ductile	Profile ≤ 0.5	≤ 1.5	104	RPM	10987	5493	4120	3296	2747	2060	1648	1318
				(83-124)	Fz	0.007	0.017	0.030	0.037	0.043	0.059	0.064	0.063
				Feed (mm/min)	316	369	492	492	475	485	422	330	
		Slot 1	≤ 1	82	RPM	8725	4362	3272	2617	2181	1636	1309	1047
				(66-99)	Fz	0.007	0.017	0.030	0.037	0.043	0.059	0.064	0.063
				Feed (mm/min)	251	293	391	391	377	385	335	262	
M	Profile ≤ 0.5	≤ 1.5	149	RPM	15834	7917	5938	4750	3958	2969	2375	1900	
			(119-179)	Fz	0.007	0.017	0.030	0.037	0.043	0.059	0.064	0.063	
			Feed (mm/min)	456	532	709	709	684	699	608	475		
	Slot 1	≤ 1	119	RPM	12602	6301	4726	3781	3151	2363	1890	1512	
			(95-143)	Fz	0.007	0.017	0.030	0.037	0.043	0.059	0.064	0.063	
			Feed (mm/min)	363	423	565	565	544	557	484	378		

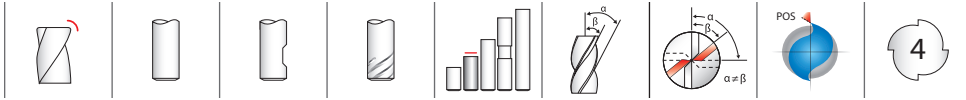
continued on next page



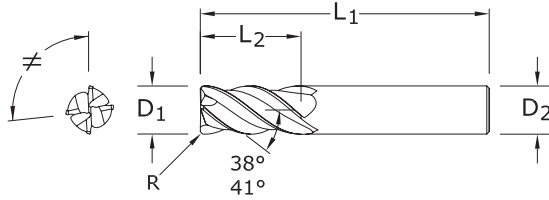
Series Z1M, Z1MB Metric	Hardness	Ae x D ₁	Ap x D ₁	Vc (m/min)	Diameter (D ₁) (mm)										
					3	6	8	10	12	16	20	25			
M	STAINLESS STEELS (DIFFICULT) 304, 304L, 316, 316L	≤ 275 Bhn or ≤ 28 HRc	Profile 	≤ 0.5	≤ 1.5	104	RPM	10987	5493	4120	3296	2747	2060	1648	1318
						(83-124)	Fz	0.005	0.014	0.023	0.029	0.034	0.046	0.051	0.050
						Feed (mm/min)	211	316	387	387	369	380	334	264	
			Slot 	1	≤ 1	82	RPM	8725	4362	3272	2617	2181	1636	1309	1047
						(66-99)	Fz	0.005	0.014	0.023	0.029	0.034	0.046	0.051	0.050
						Feed (mm/min)	168	251	307	307	293	302	265	209	
	STAINLESS STEELS (PH) 13-8 PH, 15-5 PH, 17-4 PH, Custom 450	≤ 325 Bhn or ≤ 35 HRc	Profile 	≤ 0.5	≤ 1.5	94	RPM	10017	5009	3756	3005	2504	1878	1503	1202
						(76-113)	Fz	0.005	0.014	0.023	0.029	0.034	0.046	0.051	0.050
						Feed (mm/min)	192	288	353	353	337	346	305	240	
			Slot 	1	≤ 1	76	RPM	8078	4039	3029	2424	2020	1515	1212	969
						(61-91)	Fz	0.005	0.014	0.023	0.029	0.034	0.046	0.051	0.050
						Feed (mm/min)	155	233	284	284	271	279	246	194	
S	SUPER ALLOYS (NICKEL, COBALT, IRON BASE) Inconel 601, 617, 625, Incoloy, Monel 400	≤ 300 Bhn or ≤ 32 HRc	Profile 	≤ 0.5	≤ 1.5	24	RPM	2585	1293	969	776	646	485	388	310
						(20-29)	Fz	0.005	0.010	0.017	0.021	0.024	0.033	0.037	0.038
						Feed (mm/min)	55	50	66	53	62	65	58	47	
			Slot 	1	≤ 1	20	RPM	2100	1050	788	630	525	394	315	252
						(16-24)	Fz	0.005	0.010	0.017	0.021	0.024	0.033	0.037	0.038
						Feed (mm/min)	40	40	54	54	50	52	47	38	
	SUPER ALLOYS (NICKEL, COBALT, IRON BASE) Inconel 718, X-750, Incoloy, Waspaloy, Hastelloy, Rene	≤ 400 Bhn or ≤ 43 HRc	Profile 	≤ 0.5	≤ 1.5	19	RPM	2003	1002	751	601	501	376	301	240
						(15-23)	Fz	0.002	0.007	0.011	0.013	0.017	0.020	0.024	0.025
						Feed (mm/min)	19	29	32	32	34	31	29	24	
			Slot 	1	≤ 1	15	RPM	1583	792	594	475	396	297	238	190
						(12-18)	Fz	0.002	0.007	0.011	0.013	0.017	0.020	0.024	0.025
						Feed (mm/min)	15	23	25	25	27	24	23	19	
TITANIUM ALLOYS Pure Titanium, Ti6Al4V, Ti6Al2Sn4Zr2Mo, Ti4Al4Mo2Sn0.5Si	≤ 350 Bhn or ≤ 38 HRc	Profile 	≤ 0.5	≤ 1.5	66	RPM	6947	3474	2605	2084	1737	1303	1042	834	
					(52-79)	Fz	0.005	0.012	0.021	0.027	0.031	0.041	0.045	0.045	
					Feed (mm/min)	133	167	222	222	217	213	189	150		
		Slot 	1	≤ 1	52	RPM	5493	2747	2060	1648	1373	1030	824	659	
					(41-62)	Fz	0.005	0.012	0.021	0.027	0.031	0.041	0.045	0.045	
					Feed (mm/min)	105	132	176	176	171	169	149	119		
TITANIUM ALLOYS (DIFFICULT) Ti10Al2Fe3Al, Ti5Al5V5Mo3Cr, Ti7Al4Mo, Ti3Al8V6Cr4Zr4Mo, Ti6Al6V6Sn, Ti15V3 Cr3Sn3Al	≤ 440 Bhn or ≤ 47 HRc	Profile 	≤ 0.5	≤ 1.5	23	RPM	2424	1212	909	727	606	454	364	291	
					(18-27)	Fz	0.005	0.012	0.021	0.027	0.031	0.041	0.045	0.045	
					Feed (mm/min)	47	58	78	78	76	74	66	52		
		Slot 	1	≤ 1	18	RPM	1939	969	727	582	485	364	291	233	
					(15-22)	Fz	0.005	0.012	0.021	0.027	0.031	0.041	0.045	0.045	
					Feed (mm/min)	37	47	62	62	60	60	53	42		

Bhn (Brinell) HRc (Rockwell C)
 $rpm = (Vc \times 1000) / (D_1 \times 3.14)$
 $ipm = Fz \times 4 \times rpm$
 reduce speed and feed for materials harder than listed
 reduce feed and Ae when finish milling (.02 x D₁ maximum)
 refer to the SGS Tool Wizard for complete technical information (www.kyocera-sgstool.com)

FRACTIONAL Z-Carb-HTA



ZH1CR FRACTIONAL SERIES



- The original Z-Carb design with an enhanced core and higher helix suited for the demands of high temperature alloys
- Unequal helix design aids in damaging harmonics by changing the angle at which each cutting edge enters and exits the material
- Unequal flute spacing helps to disrupt the rhythmic pattern created by the cutting edge helping to suppress damaging harmonics
- Optimal material removal rates through increased feed and depths of cut for difficult to machine materials
- Enhanced corner geometry with tight tolerance corner radii
- Recommended for materials ≤ 45 HRC (≤ 420 Bhn)

CUTTING DIAMETER D_1	LENGTH OF CUT L_2	inch			EDP NO.		STOCK
		OVERALL LENGTH L_1	SHANK DIAMETER D_2	CORNER RADIUS R	Ti-NAMITE-A (AlTiN)	Ti-NAMITE-A (AlTiN) W/FLAT	
1/4	1/2	2-1/2	1/4	.020	36570	—	●
1/4	3/4	2-1/2	1/4	.020	36616	—	●
5/16	13/16	2-1/2	5/16	.020	36571	—	●
3/8	7/8	2-1/2	3/8	.020	36572	36555	●
7/16	1	2-3/4	7/16	.020	36573	36556	●
1/2	1	3	1/2	.030	36574	36557	●
1/2	1-1/4	3-1/4	1/2	.030	36618	36617	●
9/16	1-1/8	3-1/2	9/16	.030	36575	36558	●
5/8	1-1/4	3-1/2	5/8	.040	36576	36559	●
3/4	1-1/2	4	3/4	.040	36577	36560	●
1	1-1/2	4	1	.040	36578	36561	●

TOLERANCES (inch)

1/4 DIAMETER

$D_1 = +0.0000/-0.0012$

$D_2 = h_6$

>1/4-3/8 DIAMETER

$D_1 = +0.0000/-0.0016$

$D_2 = h_6$

>3/8-1 DIAMETER

$D_1 = +0.0000/-0.0020$

$D_2 = h_6$

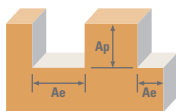
HIGH TEMP ALLOYS

TITANIUM

● U.S. Stock Standard

■ NOT STOCKED—
Call for Delivery

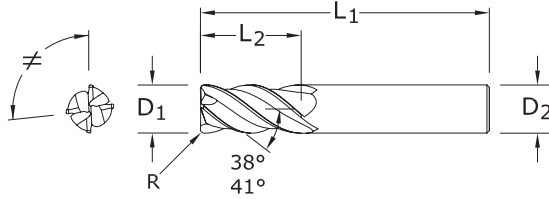
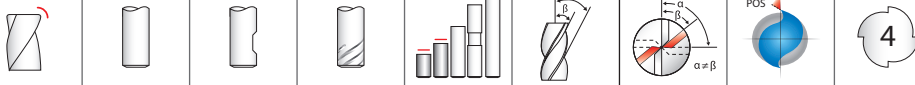
For patent information
visit www.kyocera-sgstool.com/patents



Series ZH1CR Fractional	Hardness	Profile	Ae x D ₁	Ap x D ₁	Vc (sfm)	Diameter (D ₁) (inch)					
						1/4	3/8	1/2	3/4	1	
SUPER ALLOYS (NICKEL, COBALT, IRON BASE) Inconel 601, 617, 625, Incoloy, Monel 400	≤ 300 Bhn or ≤ 32 HRc	Profile	≤ 0.5	≤ 1.5	85	RPM	1299	866	649	433	325
					(68-102)	Fz	0.0007	0.0012	0.0017	0.0020	0.0023
						Feed (ipm)	3.6	4.2	4.4	3.5	3.0
		Slot	1	≤ 1	70	RPM	1070	713	535	357	267
					(56-84)	Fz	0.0007	0.0012	0.0017	0.0020	0.0023
						Feed (ipm)	3.0	3.4	3.6	2.9	2.5
	≤ 400 Bhn or ≤ 43 HRc	Profile	≤ 0.5	≤ 1.5	70	RPM	1070	713	535	357	267
					(56-84)	Fz	0.0005	0.0009	0.0012	0.0014	0.0016
						Feed (ipm)	2.1	2.6	2.6	2.0	1.7
		Slot	1	≤ 1	55	RPM	840	560	420	280	210
					(44-66)	Fz	0.0005	0.0009	0.0012	0.0014	0.0016
						Feed (ipm)	1.7	2.0	2.0	1.6	1.3
TITANIUM ALLOYS Pure Titanium, Ti6Al4V, Ti6Al2Sn4Zr2Mo, Ti4Al4Mo2Sn0.5Si	≤ 350 Bhn or ≤ 38 HRc	Profile	≤ 0.5	≤ 1.5	215	RPM	3285	2190	1643	1095	821
					(172-258)	Fz	0.0008	0.0015	0.0020	0.0024	0.0028
						Feed (ipm)	10.5	13.1	13.1	10.5	9.2
		Slot	1	≤ 1	170	RPM	2598	1732	1299	866	649
					(136-204)	Fz	0.0008	0.0015	0.0020	0.0024	0.0028
						Feed (ipm)	8.3	10.4	10.4	8.3	7.3
	≤ 440 Bhn or ≤ 47 HRc	Profile	≤ 0.5	≤ 1.5	75	RPM	1146	764	573	382	287
					(60-90)	Fz	0.0008	0.0015	0.0020	0.0024	0.0028
						Feed (ipm)	3.7	4.6	4.6	3.7	3.2
		Slot	1	≤ 1	60	RPM	917	611	458	306	229
					(48-72)	Fz	0.0008	0.0015	0.0020	0.0024	0.0028
						Feed (ipm)	2.9	3.7	3.7	2.9	2.6

Bhn (Brinell) HRc (Rockwell C)
 rpm = Vc x 3.82 / D₁
 ipm = Fz x 4 x rpm
 reduce speed and feed for materials harder than listed
 reduce feed and Ae when finish milling (.02 x D₁ maximum)
 refer to the SGS Tool Wizard for complete technical information (www.kyocera-sgstool.com)

Z-Carb-HTA



ZH1MCRS

METRIC SERIES

- The original Z-Carb design with an enhanced core and higher helix suited for the demands of high temperature alloys
- Unequal helix design aids in damaging harmonics by changing the angle at which each cutting edge enters and exits the material
- Unequal flute spacing helps to disrupt the rhythmic pattern created by the cutting edge helping to suppress damaging harmonics
- Optimal material removal rates through increased feed and depths of cut for difficult to machine materials
- Enhanced corner geometry with tight tolerance corner radii
- Recommended for materials ≤ 45 HRC (≤ 420 Bhn)

CUTTING DIAMETER D ₁	LENGTH OF CUT L ₂	mm			CORNER RADIUS R	EDP NO.		STOCK
		OVERALL LENGTH L ₁	SHANK DIAMETER D ₂	Ti-NAMITE-A (AITiN)		Ti-NAMITE-A (AITiN)		
6,0	10,0	54,0	6,0	0,50	42712	■		
8,0	12,0	58,0	8,0	0,50	42713	■		
10,0	14,0	66,0	10,0	0,50	42714	■		
12,0	16,0	73,0	12,0	0,75	42715	■		
16,0	22,0	82,0	16,0	1,00	42716	■		
20,0	26,0	92,0	20,0	1,00	42717	■		

TOLERANCES (mm)

6 DIAMETER

D₁ = +0,000/-0,030
D₂ = h₆
R = +0,000/-0,050

>6-10 DIAMETER

D₁ = +0,000/-0,040
D₂ = h₆
R = +0,000/-0,050

>10-20 DIAMETER

D₁ = +0,000/-0,050
D₂ = h₆
R = +0,000/-0,050

HIGH TEMP ALLOYS

TITANIUM

- U.S. Stock Standard
- NOT STOCKED—
Call for Delivery

For patent information visit www.kyocera-sgstool.com/patents

ZH1MCR

METRIC SERIES

- The original Z-Carb design with an enhanced core and higher helix suited for the demands of high temperature alloys
- Unequal helix design aids in damaging harmonics by changing the angle at which each cutting edge enters and exits the material
- Unequal flute spacing helps to disrupt the rhythmic pattern created by the cutting edge helping to suppress damaging harmonics
- Optimal material removal rates through increased feed and depths of cut for difficult to machine materials
- Enhanced corner geometry with tight tolerance corner radii
- Recommended for materials ≤ 45 HRC (≤ 420 Bhn)

CUTTING DIAMETER D ₁	LENGTH OF CUT L ₂	mm			CORNER RADIUS R	EDP NO.		STOCK
		OVERALL LENGTH L ₁	SHANK DIAMETER D ₂	Ti-NAMITE-A (AITiN)		Ti-NAMITE-A (AITiN) W/FLAT		
6,0	13,0	57,0	6,0	0,5	46450	—	●	
6,0	13,0	57,0	6,0	1,0	46451	—	●	
6,0	13,0	57,0	6,0	1,5	46452	—	●	
8,0	19,0	63,0	8,0	0,5	46453	—	●	
8,0	19,0	63,0	8,0	1,0	46454	—	●	
8,0	19,0	63,0	8,0	1,5	46455	—	●	
10,0	22,0	72,0	10,0	0,5	46456	—	●	
10,0	22,0	72,0	10,0	1,0	46457	—	●	
10,0	22,0	72,0	10,0	1,5	46458	—	●	
10,0	22,0	72,0	10,0	2,0	46459	—	●	
12,0	26,0	83,0	12,0	0,5	46460	46471	●	
12,0	26,0	83,0	12,0	1,0	46461	46472	●	
12,0	26,0	83,0	12,0	1,5	46462	46473	●	
12,0	26,0	83,0	12,0	2,0	46463	46474	●	
12,0	26,0	83,0	12,0	3,0	46464	46475	●	
16,0	32,0	92,0	16,0	1,5	46465	46476	●	
16,0	32,0	92,0	16,0	2,0	46466	46477	●	
16,0	32,0	92,0	16,0	3,0	46467	46478	●	
20,0	38,0	104,0	20,0	3,0	46468	46479	●	
20,0	38,0	104,0	20,0	4,0	46469	46480	●	
20,0	38,0	104,0	20,0	5,0	46470	46481	●	

TOLERANCES (mm)

6 DIAMETER

D₁ = +0,000/-0,030
D₂ = h₆
R = +0,000/-0,050

>6-10 DIAMETER

D₁ = +0,000/-0,040
D₂ = h₆
R = +0,000/-0,050

>10-20 DIAMETER

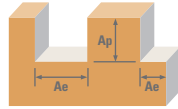
D₁ = +0,000/-0,050
D₂ = h₆
R = +0,000/-0,050

HIGH TEMP ALLOYS

TITANIUM

- U.S. Stock Standard
- NOT STOCKED—
Call for Delivery

For patent information visit www.kyocera-sgstool.com/patents



Series ZH1MCRS, ZH1MCR Metric	Hardness	Ae x D ₁	Ap x D ₁	Vc (m/min)	Diameter (D ₁) (mm)					
					6	10	12	20		
S	SUPER ALLOYS (NICKEL, COBALT, IRON BASE) Inconel 601, 617, 625, Incoloy, Monel 400	Profile 	≤ 0.5	≤ 1.5	26	RPM	1373	824	687	412
					(21-31)	Fz	0.017	0.032	0.041	0.053
						Feed (mm/min)	93	105	113	87
		Slot 	1	≤ 1	21	RPM	1131	679	565	339
					(17-26)	Fz	0.017	0.032	0.041	0.053
						Feed (mm/min)	77	87	93	72
	SUPER ALLOYS (NICKEL, COBALT, IRON BASE) Inconel 718, X-750, Incoloy, Waspaloy, Hastelloy, Rene	Profile 	≤ 0.5	≤ 1.5	21	RPM	1131	679	565	339
					(17-26)	Fz	0.012	0.024	0.029	0.037
						Feed (mm/min)	54	65	66	50
		Slot 	1	≤ 1	17	RPM	889	533	444	267
					(13-20)	Fz	0.012	0.024	0.029	0.037
						Feed (mm/min)	43	51	52	39
TITANIUM ALLOYS Pure Titanium, Ti6Al4V, Ti6Al2Sn4Zr2Mo, Ti4Al4Mo2Sn0.5Si	Profile 	≤ 0.5	≤ 1.5	66	RPM	3474	2084	1737	1042	
				(52-79)	Fz	0.019	0.041	0.049	0.057	
					Feed (mm/min)	264	342	340	238	
	Slot 	1	≤ 1	52	RPM	2747	1648	1373	824	
				(41-62)	Fz	0.019	0.041	0.049	0.057	
					Feed (mm/min)	209	270	269	188	
TITANIUM ALLOYS (DIFFICULT) Ti10Al2Fe3Al, Ti5Al5V5Mo3Cr, Ti7Al4Mo, Ti3Al8V6Cr4Zr4Mo, Ti6Al6V6Sn, Ti15V3 Cr3Sn3Al	Profile 	≤ 0.5	≤ 1.5	23	RPM	1212	727	606	364	
				(18-27)	Fz	0.019	0.041	0.049	0.057	
					Feed (mm/min)	92	119	119	83	
	Slot 	1	≤ 1	18	RPM	969	582	485	291	
				(15-22)	Fz	0.019	0.041	0.049	0.057	
					Feed (mm/min)	74	95	95	66	

Bhn (Brinell) HRC (Rockwell C)

rpm = (Vc x 1000) / (D₁ x 3.14)

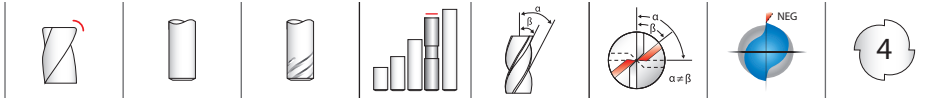
ipm = Fz x 4 x rpm

reduce speed and feed for materials harder than listed

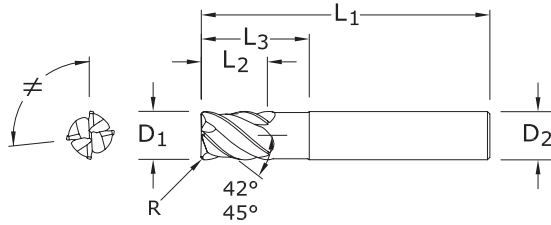
reduce feed and Ae when finish milling (.02 x D₁ maximum)

refer to the SGS Tool Wizard for complete technical information (www.kyocera-sgstool.com)

FRACTIONAL Z-Carb-MD



ZD1CR FRACTIONAL SERIES



- The original Z-Carb design with negative rake, heavy core, and higher helix for strength and shearing of hard mold & die materials
- Unequal helix design aids in damping harmonics by changing the angle at which each cutting edge enters and exits the material
- Unequal flute spacing helps to disrupt the rhythmic pattern created by the cutting edge helping to suppress damaging harmonics
- Enhanced corner geometry with tight tolerance corner radii
- Recommended for materials ≤ 45 HRc (≤ 420 Bhn)

CUTTING DIAMETER D_1	LENGTH OF CUT L_2	OVERALL LENGTH L_1	SHANK DIAMETER D_2	REACH L_3	CORNER RADIUS R	EDP NO.	STOCK
						Ti-NAMITE-X	
1/8	5/32	2-1/2	1/4	1/2	.010	36780	●
3/16	7/32	2-1/2	1/4	3/4	.020	36781	●
1/4	9/32	2-1/2	1/4	3/4	.020	36782	●
5/16	13/32	2-1/2	5/16	1	.040	36783	●
3/8	15/32	2-1/2	3/8	1	.040	36784	●
7/16	9/16	2-3/4	7/16	1	.040	36785	●
1/2	5/8	3	1/2	1-1/4	.040	36786	●
1/2	5/8	4-1/2	1/2	2-1/4	.040	36787	●
5/8	3/4	3-1/2	5/8	1-1/2	.040	36788	●
5/8	3/4	4-1/2	5/8	2-1/4	.040	36789	●
5/8	3/4	5-1/2	5/8	3-1/4	.040	36790	●
3/4	15/16	4	3/4	1-3/4	.060	36791	●
3/4	15/16	4-1/2	3/4	2-1/4	.060	36792	●
3/4	15/16	5-1/2	3/4	3-1/4	.060	36793	●

TOLERANCES (inch)

1/8-1/4 DIAMETER

$D_1 = +0.0000/-0.0012$

$D_2 = h_6$

$R = +0.0000/-0.0020$

>1/4-3/8 DIAMETER

$D_1 = +0.0000/-0.0016$

$D_2 = h_6$

$R = +0.0000/-0.0020$

>3/8-3/4 DIAMETER

$D_1 = +0.0000/-0.002$

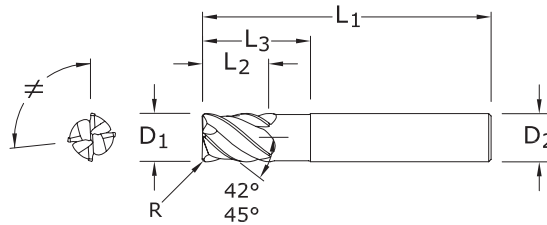
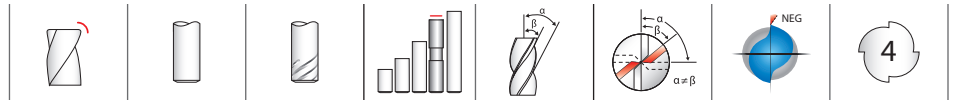
$D_2 = h_6$

$R = +0.0000/-0.0020$

HARDENED STEELS

- U.S. Stock Standard
- NOT STOCKED—
Call for Delivery

For patent information visit www.kyocera-sgstoool.com/patents



ZD1MCR
METRIC SERIES

TOLERANCES (mm)

3–6 DIAMETER

$D_1 = +0,000/-0,030$

$D_2 = h_6$

$R = +0,000/-0,050$

>6–10 DIAMETER

$D_1 = +0,000/-0,040$

$D_2 = h_6$

$R = +0,000/-0,050$

>10–20 DIAMETER

$D_1 = +0,000/-0,050$

$D_2 = h_6$

$R = +0,000/-0,050$

HARDENED STEELS

● U.S. Stock Standard

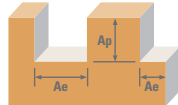
■ NOT STOCKED—
Call for Delivery

For patent information
visit www.kyocera-sgstoool.com/patents

CUTTING DIAMETER D_1	LENGTH OF CUT L_2	OVERALL LENGTH L_1	SHANK DIAMETER D_2	REACH L_3	CORNER RADIUS R	EDP NO.	STOCK
						Ti-NAMITE-X	
3,0	4,0	57,0	6,0	15,0	0,2	46560	●
4,0	5,0	57,0	6,0	15,0	0,3	46561	●
5,0	6,0	57,0	6,0	15,0	0,5	46562	●
6,0	7,0	57,0	6,0	15,0	1,0	46563	●
8,0	10,0	63,0	8,0	25,0	1,0	46564	●
10,0	12,0	72,0	10,0	30,0	1,0	46565	●
12,0	15,0	83,0	12,0	35,0	1,0	46566	●
16,0	20,0	92,0	16,0	45,0	1,5	46567	●
20,0	24,0	104,0	20,0	55,0	2,0	46568	●

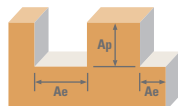
- The original Z-Carb design with negative rake, heavy core, and higher helix for strength and shearing of hard mold & die materials
- Unequal helix design aids in damping harmonics by changing the angle at which each cutting edge enters and exits the material
- Unequal flute spacing helps to disrupt the rhythmic pattern created by the cutting edge helping to suppress damaging harmonics
- Enhanced corner geometry with tight tolerance corner radii
- Recommended for materials ≤ 45 HRC (≤ 420 Bhn)

FRACTIONAL & METRIC Z-Carb-MD



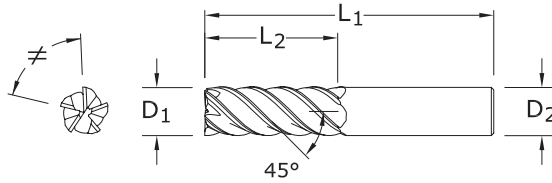
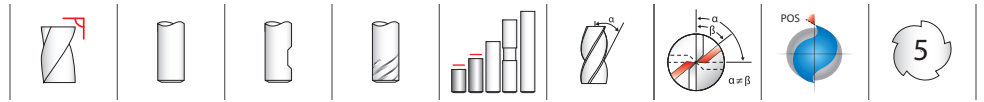
Series ZD1CR Fractional	Hardness	Ae x D ₁	Ap x D ₁	Vc (sfm)	Diameter (D ₁) (inch)							
					1/8	1/4	3/8	1/2	5/8	3/4		
TOOL STEELS A2, D2, H13, L2, M2, P20, S7, T15, W2	≤ 375 Bhn or ≤ 40 HRc	Profile 	≤ 0.4	≤ 1	405	RPM	12377	6188	4126	3094	2475	2063
					(324-486)	Fz	0.0005	0.0012	0.0023	0.0030	0.0039	0.0042
						Feed (ipm)	24.8	29.7	38.0	37.1	38.6	34.7
	Slot 	1	≤ 0.4	320	RPM	9779	4890	3260	2445	1956	1630	
				(256-384)	Fz	0.0005	0.0012	0.0023	0.0030	0.0039	0.0042	
					Feed (ipm)	19.6	23.5	30.0	29.3	30.5	27.4	
H TOOL STEELS A2, D2, H13, L2, M2, P20, S7, T15, W2	≤ 475 Bhn or ≤ 50 HRc	Profile 	≤ 0.4	≤ 1	210	RPM	6418	3209	2139	1604	1284	1070
					(168-252)	Fz	0.0004	0.0010	0.0019	0.0025	0.0032	0.0035
						Feed (ipm)	10.3	12.8	16.3	16.0	16.4	15.0
	Slot 	1	≤ 0.4	170	RPM	5195	2598	1732	1299	1039	866	
				(136-204)	Fz	0.0004	0.0010	0.0019	0.0025	0.0032	0.0035	
					Feed (ipm)	8.3	10.4	13.2	13.0	13.3	12.1	
TOOL STEELS A2, D2, H13, L2, M2, P20, S7, T15, W2	≤ 655 Bhn or ≤ 60 HRc	Profile 	≤ 0.4	≤ 1	90	RPM	2750	1375	917	688	550	458
					(72-108)	Fz	0.0002	0.0005	0.0010	0.0013	0.0017	0.0018
						Feed (ipm)	2.2	2.8	3.7	3.6	3.7	3.3
	Slot 	1	≤ 0.4	70	RPM	2139	1070	713	535	428	357	
				(56-84)	Fz	0.0002	0.0005	0.0010	0.0013	0.0017	0.0018	
					Feed (ipm)	1.7	2.1	2.9	2.8	2.9	2.6	

Bhn (Brinell) HRc (Rockwell C)
 $rpm = Vc \times 3.82 / D_1$
 $ipm = Fz \times 4 \times rpm$
 reduce speed and feed for materials harder than listed
 reduce feed and Ae when finish milling (.02 x D₁ maximum)
 refer to the SGS Tool Wizard for complete technical information (www.kyocera-sgstool.com)



Series ZD1MCR Metric	Hardness	Ae x D ₁	Ap x D ₁	Vc (m/min)	Diameter (D ₁) (mm)								
					3	6	8	10	12	16	20		
TOOL STEELS A2, D2, H13, L2, M2, P20, S7, T15, W2	≤ 375 Bhn or ≤ 40 HRc	Profile 	≤ 0.4	≤ 1	123	RPM	13087	6544	4908	3926	3272	2454	1963
					(99-148)	Fz	0.012	0.029	0.049	0.061	0.072	0.083	0.112
						Feed (mm/min)	628	754	963	963	942	817	879
	Slot 	1	≤ 0.4	98	RPM	10340	5170	3878	3102	2585	1939	1551	
				(78-117)	Fz	0.012	0.029	0.049	0.061	0.072	0.083	0.112	
					Feed (mm/min)	496	596	761	761	744	645	695	
H TOOL STEELS A2, D2, H13, L2, M2, P20, S7, T15, W2	≤ 475 Bhn or ≤ 50 HRc	Profile 	≤ 0.4	≤ 1	64	RPM	6786	3393	2545	2036	1696	1272	1018
					(51-77)	Fz	0.010	0.024	0.041	0.051	0.060	0.068	0.093
						Feed (mm/min)	261	326	413	413	407	347	380
	Slot 	1	≤ 0.4	52	RPM	5493	2747	2060	1648	1373	1030	824	
				(41-62)	Fz	0.010	0.024	0.041	0.051	0.060	0.068	0.093	
					Feed (mm/min)	211	264	334	334	330	281	308	
TOOL STEELS A2, D2, H13, L2, M2, P20, S7, T15, W2	≤ 655 Bhn or ≤ 60 HRc	Profile 	≤ 0.4	≤ 1	27	RPM	2908	1454	1091	872	727	545	436
					(22-33)	Fz	0.005	0.012	0.021	0.027	0.031	0.036	0.048
						Feed (mm/min)	56	70	93	93	91	79	84
	Slot 	1	≤ 0.4	21	RPM	2262	1131	848	679	565	424	339	
				(17-26)	Fz	0.005	0.012	0.021	0.027	0.031	0.036	0.048	
					Feed (mm/min)	43	54	72	72	71	62	65	

Bhn (Brinell) HRc (Rockwell C)
 $rpm = (Vc \times 1000) / (D_1 \times 3.14)$
 $ipm = Fz \times 4 \times rpm$
 reduce speed and feed for materials harder than listed
 reduce feed and Ae when finish milling (.02 x D₁ maximum)
 refer to the SGS Tool Wizard for complete technical information (www.kyocera-sgstool.com)



TOLERANCES (inch)

$D_1 = +0.0000/-0.0020$

$D_2 = h_6$

- STEELS
- STAINLESS STEELS
- CAST IRON
- HIGH TEMP ALLOYS
- TITANIUM
- HARDENED STEELS

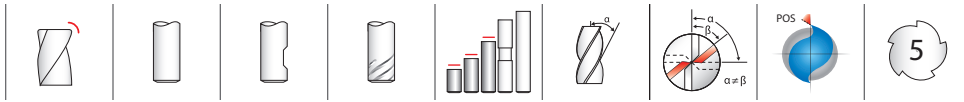
- U.S. Stock Standard
- NOT STOCKED—
Call for Delivery

For patent information
visit www.kyocera-sgstool.com/patents

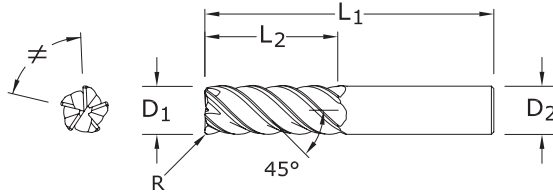
inch				EDP NO.		STOCK
CUTTING DIAMETER D_1	LENGTH OF CUT L_2	OVERALL LENGTH L_1	SHANK DIAMETER D_2	Ti-NAMITE-A (AlTiN)	Ti-NAMITE-A (AlTiN) W/FLAT	
1/8	1/4	1-1/2	1/8	32672	—	●
1/8	1/2	1-1/2	1/8	32655	—	●
5/32	9/16	2	3/16	32656	—	●
3/16	5/16	2	3/16	32673	—	●
3/16	5/8	2	3/16	32657	—	●
7/32	3/4	2-1/2	1/4	32658	—	●
1/4	3/8	2	1/4	32674	—	●
1/4	3/4	2-1/2	1/4	32659	—	●
5/16	7/16	2	5/16	32675	—	●
5/16	13/16	2-1/2	5/16	32660	—	●
3/8	1/2	2	3/8	32676	32677	●
3/8	1	2-1/2	3/8	32661	32662	●
7/16	1	2-3/4	7/16	32663	—	●
1/2	5/8	2-1/2	1/2	32678	32679	●
1/2	1-1/4	3	1/2	32664	32665	●
5/8	3/4	3	5/8	32680	32681	●
5/8	1-5/8	3-1/2	5/8	32666	32667	●
3/4	1	3	3/4	32682	32683	●
3/4	1-5/8	4	3/4	32668	32669	●
1	1-1/2	4	1	32670	32671	●

55 FRACTIONAL SERIES

- Unequal indexing, high helix and an ideal rake and relief combination for unmatched finishing capability
- The choice when peak finish quality is the requirement
- Recommended for materials ≤ 45 HRc (≤ 420 Bhn)



55CR
FRACTIONAL SERIES



- Unequal indexing, high helix and an ideal rake and relief combination for unmatched finishing capability
- The choice when peak finish quality is the requirement
- Enhanced corner geometry with tight tolerance corner radii
- Recommended for materials ≤ 45 HRc (≤ 420 Bhn)

CUTTING DIAMETER D_1	LENGTH OF CUT L_2	inch			EDP NO.		STOCK
		OVERALL LENGTH L_1	SHANK DIAMETER D_2	CORNER RADIUS R	Ti-NAMITE-A (AlTiN)	Ti-NAMITE-A (AlTiN) W/FLAT	
1/8	1/4	1-1/2	1/8	.010	32606	—	●
1/8	1/2	1-1/2	1/8	.010	32607	—	●
5/32	5/16	2	3/16	.010	32608	—	●
5/32	9/16	2	3/16	.010	32609	—	●
3/16	5/16	2	3/16	.010	32610	—	●
3/16	5/8	2	3/16	.010	32611	—	●
7/32	3/8	2	1/4	.015	32612	—	●
7/32	3/4	2-1/2	1/4	.015	32613	—	●
1/4	3/8	2	1/4	.015	32614	—	●
1/4	3/4	2-1/2	1/4	.015	32615	—	●
1/4	1-1/4	4	1/4	.015	32616	—	●
5/16	7/16	2	5/16	.015	32619	—	●
5/16	13/16	2-1/2	5/16	.015	32620	—	●
5/16	1-1/4	4	5/16	.015	32621	—	●
3/8	1/2	2	3/8	.015	32625	32591	●
3/8	1/2	2	3/8	.030	32592	32593	●
3/8	1	2-1/2	3/8	.015	32626	32628	●
3/8	1	2-1/2	3/8	.030	32573	32574	●
3/8	1-1/2	4	3/8	.015	32627	—	●
3/8	1-1/2	4	3/8	.030	32569	—	●
7/16	1	2-3/4	7/16	.015	32632	—	●
7/16	2	4	7/16	.015	32633	—	●

continued on next page

TOLERANCES (inch)

$D_1 = +0.0000/-0.0020$

$D_2 = h_6$

$R = +0.0000/-0.0020$

- STEELS
- STAINLESS STEELS
- CAST IRON
- HIGH TEMP ALLOYS
- TITANIUM
- HARDENED STEELS

- U.S. Stock Standard
- NOT STOCKED—
Call for Delivery

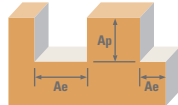
For patent information
visit www.kyocera-sgstoool.com/patents














55CR
FRACTIONAL SERIES

CONTINUED

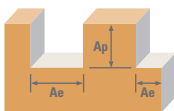
CUTTING DIAMETER D ₁	LENGTH OF CUT L ₂	inch			CORNER RADIUS R	EDP NO.		STOCK
		OVERALL LENGTH L ₁	SHANK DIAMETER D ₂			Ti-NAMITE-A (AlTiN)	Ti-NAMITE-A (AlTiN) W/FLAT	
1/2	5/8	2-1/2	1/2	.030	32594	32595	●	
1/2	5/8	2-1/2	1/2	.060	32596	32597	●	
1/2	1-1/4	3	1/2	.030	32575	32576	●	
1/2	1-1/4	3	1/2	.060	32577	32578	●	
1/2	2	4	1/2	.030	32685	–	●	
1/2	2	4	1/2	.060	32686	–	●	
5/8	3/4	3	5/8	.030	32598	32599	●	
5/8	3/4	3	5/8	.060	32600	32601	●	
5/8	1-5/8	3-1/2	5/8	.030	32579	32580	●	
5/8	1-5/8	3-1/2	5/8	.060	32581	32582	●	
5/8	2-1/2	5	5/8	.030	32570	–	●	
5/8	2-1/2	5	5/8	.060	32687	–	●	
3/4	1	3	3/4	.030	32602	32603	●	
3/4	1	3	3/4	.060	32604	32605	●	
3/4	1-5/8	4	3/4	.030	32583	32584	●	
3/4	1-5/8	4	3/4	.060	32585	32586	●	
3/4	3-1/4	6	3/4	.030	32571	–	●	
3/4	3-1/4	6	3/4	.060	32688	–	●	
1	1-1/2	4	1	.030	32587	32588	●	
1	1-1/2	4	1	.060	32589	32590	●	
1	2-5/8	6	1	.030	32572	–	●	
1	2-5/8	6	1	.060	32689	–	●	

FRACTIONAL V-Carb



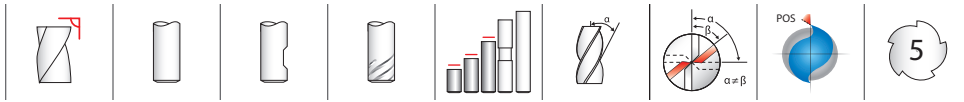
Series 55, 55CR Fractional	Hardness	Profile 	Ae x D ₁	Ap x D ₁	Vc (sfm)	Diameter (D ₁) (inch)								
						1/8	1/4	3/8	1/2	5/8	3/4	1		
P CARBON STEELS 1018, 1040, 1080, 1090, 10L50, 1140, 1212, 12L15, 1525, 1536	≤ 275 Bhn or ≤ 28 HRc	Profile 	≤ 0.25	≤ 1.5	385	RPM	11766	5883	3922	2941	2353	1961	1471	
					(308-462)	Fz	0.0004	0.0009	0.0017	0.0023	0.0029	0.0028	0.0032	
					Feed (ipm)	20.6	26.5	33.3	33.8	34.1	27.5	23.5		
		HSM 	≤ 0.05	≤ 2	630	RPM	19253	9626	6418	4813	3851	3209	2407	
					(504-756)	Fz	0.0007	0.0018	0.0034	0.0046	0.0057	0.0055	0.0064	
					Feed (ipm)	67.4	86.6	109.1	110.7	109.7	88.2	77.0		
	≤ 375 Bhn or ≤ 40 HRc	Profile 	≤ 0.25	≤ 1.5	325	RPM	9932	4966	3311	2483	1986	1655	1242	
					(260-390)	Fz	0.0003	0.0007	0.0013	0.0017	0.0022	0.0021	0.0024	
					Feed (ipm)	12.9	17.4	21.5	21.1	21.9	17.4	14.9		
		HSM 	≤ 0.05	≤ 2	530	RPM	16197	8098	5399	4049	3239	2699	2025	
					(424-636)	Fz	0.0005	0.0014	0.0026	0.0034	0.0043	0.0041	0.0048	
					Feed (ipm)	42.1	56.7	70.2	68.8	69.6	55.3	48.6		
H TOOL STEELS A2, D2, H13, L2, M2, P20, S7, T15, W2	≤ 375 Bhn or ≤ 40 HRc	Profile 	≤ 0.25	≤ 1.5	175	RPM	5348	2674	1783	1337	1070	891	669	
					(140-210)	Fz	0.0002	0.0005	0.0010	0.0013	0.0016	0.0017	0.0018	
					Feed (ipm)	5.3	6.7	8.9	8.7	8.6	7.6	6.0		
		HSM 	≤ 0.05	≤ 2	290	RPM	8862	4431	2954	2216	1772	1477	1108	
					(232-348)	Fz	0.0004	0.0010	0.0019	0.0025	0.0032	0.0033	0.0035	
					Feed (ipm)	17.7	22.2	28.1	27.7	28.4	24.4	19.4		
	K CAST IRONS (LOW & MEDIUM ALLOY) Gray, Malleable, Ductile	≤ 220 Bhn or ≤ 19 HRc	Profile 	≤ 0.25	≤ 1.5	470	RPM	14363	7182	4788	3591	2873	2394	1795
						(376-564)	Fz	0.0004	0.0009	0.0017	0.0023	0.0029	0.0030	0.0032
						Feed (ipm)	25.1	32.3	40.7	41.3	41.7	35.9	28.7	
			HSM 	≤ 0.05	≤ 2	705	RPM	21545	10772	7182	5386	4309	3591	2693
						(564-846)	Fz	0.0007	0.0018	0.0034	0.0046	0.0057	0.0059	0.0064
						Feed (ipm)	75.4	97.0	122.1	123.9	122.8	105.9	86.2	
≤ 260 Bhn or ≤ 26 HRc		Profile 	≤ 0.25	≤ 1.5	360	RPM	11002	5501	3667	2750	2200	1834	1375	
					(288-432)	Fz	0.0003	0.0007	0.0013	0.0017	0.0022	0.0023	0.0024	
					Feed (ipm)	14.3	19.3	23.8	23.4	24.2	21.1	16.5		
		HSM 	≤ 0.05	≤ 2	540	RPM	16502	8251	5501	4126	3300	2750	2063	
					(432-648)	Fz	0.0005	0.0014	0.0026	0.0034	0.0043	0.0044	0.0048	
					Feed (ipm)	42.9	57.8	71.5	70.1	71.0	60.5	49.5		
M STAINLESS STEELS (FREE MACHINING) 303, 416, 420F, 430F, 440F	≤ 275 Bhn or ≤ 28 HRc	Profile 	≤ 0.25	≤ 1.5	370	RPM	11307	5654	3769	2827	2261	1885	1413	
					(296-444)	Fz	0.0003	0.0007	0.0013	0.0017	0.0022	0.0023	0.0024	
					Feed (ipm)	14.7	19.8	24.5	24.0	24.9	21.7	17.0		
		HSM 	≤ 0.05	≤ 2	560	RPM	17114	8557	5705	4278	3423	2852	2139	
					(448-672)	Fz	0.0005	0.0014	0.0026	0.0034	0.0043	0.0044	0.0048	
					Feed (ipm)	44.5	59.9	74.2	72.7	73.6	62.7	51.3		

continued on next page

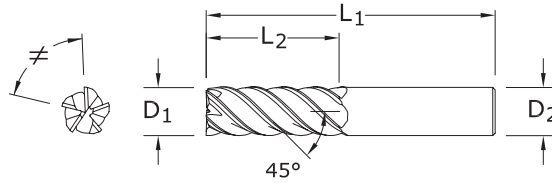


Series 55, 55CR Fractional	Hardness	Profile Ae x D ₁	Profile Ap x D ₁	Vc (sfm)	Diameter (D ₁) (inch)							
					1/8	1/4	3/8	1/2	5/8	3/4	1	
M	STAINLESS STEELS (DIFFICULT) 304, 304L, 316, 316L	Profile ≤ 0.25	≤ 1.5	255	RPM	7793	3896	2598	1948	1559	1299	974
				(204-306)	Fz	0.0002	0.0006	0.0012	0.0016	0.0020	0.0021	0.0023
				Feed (ipm)	9.4	11.7	15.6	15.6	15.6	13.6	11.2	
		HSM ≤ 0.05	≤ 2	385	RPM	11766	5883	3922	2941	2353	1961	1471
				(308-462)	Fz	0.0005	0.0013	0.0024	0.0032	0.0040	0.0041	0.0045
				Feed (ipm)	28.2	38.2	47.1	47.1	47.1	40.2	33.1	
	STAINLESS STEELS (PH) 13-8 PH, 15-5 PH, 17-4 PH, Custom 450	Profile ≤ 0.25	≤ 1.5	235	RPM	7182	3591	2394	1795	1436	1197	898
				(188-282)	Fz	0.0002	0.0006	0.0010	0.0014	0.0017	0.0018	0.0019
				Feed (ipm)	7.5	10.8	12.0	12.6	12.2	10.8	8.5	
		HSM ≤ 0.05	≤ 2	355	RPM	10849	5424	3616	2712	2170	1808	1356
				(284-426)	Fz	0.0004	0.0011	0.0021	0.0028	0.0034	0.0036	0.0039
				Feed (ipm)	22.2	29.8	38.0	38.0	36.9	32.5	26.4	
S	SUPER ALLOYS (NICKEL, COBALT, IRON BASE) Inconel 601, 617, 625, Incoloy, Monel 400	Profile ≤ 0.25	≤ 1.5	70	RPM	2139	1070	713	535	428	357	267
				(56-84)	Fz	0.0002	0.0006	0.0010	0.0014	0.0017	0.0018	0.0019
				Feed (ipm)	2.2	3.2	3.6	3.7	3.6	3.2	2.5	
		HSM ≤ 0.05	≤ 2	107	RPM	3270	1635	1090	817	654	545	409
				(86-128)	Fz	0.0004	0.0011	0.0021	0.0028	0.0034	0.0036	0.0039
				Feed (ipm)	6.7	9.0	11.4	11.4	11.1	9.8	8.0	
	SUPER ALLOYS (NICKEL, COBALT, IRON BASE) Inconel 718, X-750, Incoloy, Waspaloy, Hastelloy, Rene	Profile ≤ 0.25	≤ 1.5	55	RPM	1681	840	560	420	336	280	210
				(44-66)	Fz	0.0002	0.0004	0.0008	0.0010	0.0013	0.0014	0.0015
				Feed (ipm)	1.3	1.7	2.2	2.1	2.2	2.0	1.6	
		HSM ≤ 0.05	≤ 2	85	RPM	2598	1299	866	649	520	433	325
				(68-102)	Fz	0.0003	0.0008	0.0015	0.0021	0.0026	0.0027	0.0029
				Feed (ipm)	4.0	5.2	6.5	6.8	6.8	5.8	4.7	
TITANIUM ALLOYS Pure Titanium, Ti6Al4V, Ti6Al2Sn4Zr2Mo, Ti4Al4Mo2Sn0.5Si	Profile ≤ 0.25	≤ 1.5	235	RPM	7182	3591	2394	1795	1436	1197	898	
			(188-282)	Fz	0.0002	0.0006	0.0012	0.0016	0.0020	0.0021	0.0023	
			Feed (ipm)	7.2	10.8	14.4	14.4	14.4	12.6	10.3		
	HSM ≤ 0.05	≤ 2	390	RPM	11918	5959	3973	2980	2384	1986	1490	
			(312-468)	Fz	0.0005	0.0013	0.0024	0.0032	0.0040	0.0041	0.0045	
			Feed (ipm)	29.8	38.7	47.7	47.7	47.7	40.7	33.5		
TITANIUM ALLOYS (DIFFICULT) Ti10Al2Fe3Al, Ti5Al5V5Mo3Cr, Ti7Al4Mo, Ti3Al8V6Cr4Zr4Mo, Ti6Al6V6Sn, Ti15V3 Cr3Sn3Al	Profile ≤ 0.25	≤ 1.5	85	RPM	2598	1299	866	649	520	433	325	
			(68-102)	Fz	0.0002	0.0006	0.0012	0.0016	0.0020	0.0021	0.0023	
			Feed (ipm)	2.6	3.9	5.2	5.2	5.2	4.5	3.7		
	HSM ≤ 0.05	≤ 2	140	RPM	4278	2139	1426	1070	856	713	535	
			(112-168)	Fz	0.0005	0.0013	0.0024	0.0032	0.0040	0.0042	0.0045	
			Feed (ipm)	10.7	13.9	17.1	17.1	17.1	15.0	12.0		

Bhn (Brinell) HRc (Rockwell C) HSM (High Speed Machining)
 $rpm = Vc \times 3.82 / D_1$
 $ipm = Fz \times 5 \times rpm$
 reduce speed and feed for materials harder than listed
 reduce feed and Ae when finish milling (.02 x D₁ maximum)
 reduce Ap to 1 x D₁ (maximum) when profile milling with long or extra long flute length tools
 refer to the SGS Tool Wizard for complete technical information (www.kyocera-sgstool.com)



55M
METRIC SERIES



- Unequal indexing, high helix and an ideal rake and relief combination for unmatched finishing capability
- The choice when peak finish quality is the requirement
- Recommended for materials ≤ 45 HRc (≤ 420 Bhn)

CUTTING DIAMETER D ₁	LENGTH OF CUT L ₂	OVERALL LENGTH L ₁	SHANK DIAMETER D ₂	EDP NO.		STOCK
				Ti-NAMITE-A (AlTiN)	Ti-NAMITE-A (AlTiN) W/FLAT	
6,0	12,0	50,0	6,0	42606	—	●
6,0	19,0	63,0	6,0	42607	—	●
6,0	25,0	75,0	6,0	42608	—	●
8,0	12,0	50,0	8,0	42609	—	●
8,0	20,0	63,0	8,0	42610	—	●
8,0	25,0	75,0	8,0	42611	—	●
10,0	16,0	50,0	10,0	42612	—	●
10,0	22,0	75,0	10,0	42622	42613	●
10,0	38,0	100,0	10,0	42614	—	●
12,0	19,0	63,0	12,0	42615	—	●
12,0	25,0	75,0	12,0	42616	42623	●
12,0	50,0	100,0	12,0	42617	—	●
16,0	32,0	89,0	16,0	42618	42624	●
16,0	50,0	100,0	16,0	42626	—	■
16,0	75,0	150,0	16,0	42619	—	●
20,0	38,0	100,0	20,0	42620	42625	●
20,0	50,0	100,0	20,0	42627	—	■
20,0	75,0	150,0	20,0	42621	—	●

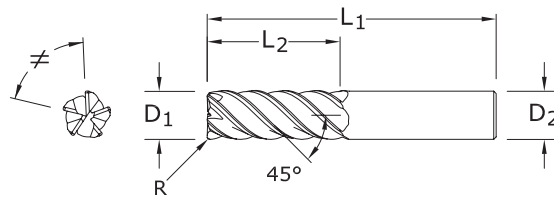
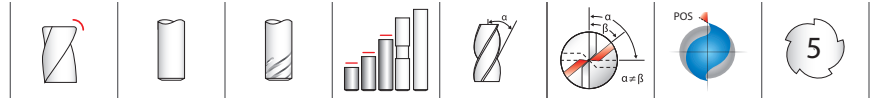
TOLERANCES (mm)

D₁ = +0,000/-0,050
D₂ = h₆

- STEELS
- STAINLESS STEELS
- CAST IRON
- HIGH TEMP ALLOYS
- TITANIUM
- HARDENED STEELS

- U.S. Stock Standard
- NOT STOCKED—
Call for Delivery

For patent information
visit www.kyocera-sgstool.com/patents



55MCR
METRIC SERIES

TOLERANCES (mm)

$D_1 = +0,000/-0,050$
 $D_2 = h_6$

- STEELS
- STAINLESS STEELS
- CAST IRON
- HIGH TEMP ALLOYS
- TITANIUM
- HARDENED STEELS

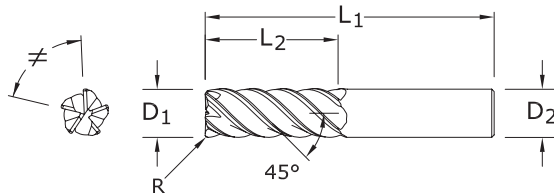
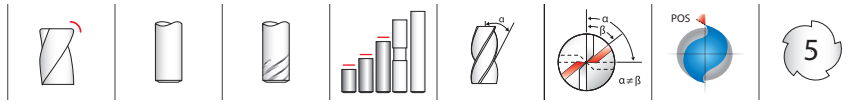
- U.S. Stock Standard
- NOT STOCKED—
Call for Delivery

For patent information
visit www.kyocera-sgtool.com/patents

CUTTING DIAMETER D_1	LENGTH OF CUT L_2	mm			CORNER RADIUS R	EDP NO.	STOCK
		OVERALL LENGTH L_1	SHANK DIAMETER D_2	Ti-NAMITE-A (AlTiN)			
6,0	12,0	50,0	6,0	0,5	42660	■	
6,0	19,0	63,0	6,0	0,25	42661	■	
6,0	19,0	63,0	6,0	0,5	42662	■	
6,0	19,0	63,0	6,0	1,0	42663	■	
6,0	19,0	63,0	6,0	1,5	42664	■	
6,0	25,0	75,0	6,0	0,5	42665	■	
8,0	12,0	50,0	8,0	0,5	42666	■	
8,0	20,0	63,0	8,0	0,5	42667	■	
8,0	20,0	63,0	8,0	1,0	42668	■	
8,0	20,0	63,0	8,0	1,5	42669	■	
8,0	20,0	63,0	8,0	2,0	42670	■	
8,0	25,0	75,0	8,0	0,5	42671	■	
10,0	16,0	50,0	10,0	0,5	42672	■	
10,0	22,0	75,0	10,0	0,5	42673	■	
10,0	22,0	75,0	10,0	1,0	42674	■	
10,0	22,0	75,0	10,0	1,5	42675	■	
10,0	22,0	75,0	10,0	2,0	42676	■	
10,0	22,0	75,0	10,0	2,5	42677	■	
10,0	38,0	100,0	10,0	0,5	42678	■	
12,0	19,0	63,0	12,0	0,5	42679	■	
12,0	25,0	75,0	12,0	0,5	42680	■	
12,0	25,0	75,0	12,0	1,0	42681	■	
12,0	25,0	75,0	12,0	1,5	42682	■	
12,0	25,0	75,0	12,0	2,0	42683	■	
12,0	25,0	75,0	12,0	2,5	42684	■	
12,0	25,0	75,0	12,0	3,0	42685	■	
12,0	50,0	100,0	12,0	0,5	42686	■	
12,0	50,0	100,0	12,0	3,0	42630	■	
12,0	50,0	100,0	12,0	4,0	42631	■	
16,0	32,0	89,0	16,0	1,0	42687	■	
16,0	32,0	89,0	16,0	1,5	42688	■	
16,0	32,0	89,0	16,0	2,0	42689	■	

- Unequal indexing, high helix and an ideal rake and relief combination for unmatched finishing capability
- The choice when peak finish quality is the requirement
- Recommended for materials ≤ 45 HRc (≤ 420 Bhn)

continued on next page



55MCR
METRIC SERIES

CONTINUED

CUTTING DIAMETER D ₁	LENGTH OF CUT L ₂	mm			EDP NO.	STOCK
		OVERALL LENGTH L ₁	SHANK DIAMETER D ₂	CORNER RADIUS R	Ti-NAMITE-A (AlTiN)	
16,0	32,0	89,0	16,0	2,5	42690	■
16,0	32,0	89,0	16,0	3,0	42691	■
16,0	32,0	89,0	16,0	4,0	42692	■
16,0	50,0	100,0	16,0	2,0	42656	■
16,0	50,0	100,0	16,0	2,5	42657	■
16,0	50,0	100,0	16,0	3,0	42658	■
16,0	50,0	100,0	16,0	4,0	42659	■
16,0	50,0	100,0	16,0	5,0	42628	■
16,0	75,0	150,0	16,0	1,0	42693	■
16,0	75,0	150,0	16,0	3,0	42632	■
16,0	75,0	150,0	16,0	4,0	42633	■
20,0	38,0	100,0	20,0	1,0	42694	■
20,0	38,0	100,0	20,0	1,5	42695	■
20,0	38,0	100,0	20,0	2,0	42696	■
20,0	38,0	100,0	20,0	2,5	42697	■
20,0	38,0	100,0	20,0	3,0	42698	■
20,0	38,0	100,0	20,0	4,0	42699	■
20,0	38,0	100,0	20,0	5,0	42700	■
20,0	38,0	100,0	20,0	6,0	42648	■
20,0	50,0	100,0	20,0	2,0	42649	■
20,0	50,0	100,0	20,0	2,5	42650	■
20,0	50,0	100,0	20,0	3,0	42651	■
20,0	50,0	100,0	20,0	4,0	42652	■
20,0	50,0	100,0	20,0	5,0	42653	■
20,0	50,0	100,0	20,0	6,0	42654	■
20,0	75,0	150,0	20,0	1,0	42701	■
20,0	75,0	150,0	20,0	2,0	42702	■
20,0	75,0	150,0	20,0	3,0	42703	■
20,0	75,0	150,0	20,0	4,0	42704	■
20,0	75,0	150,0	20,0	5,0	42705	■
20,0	75,0	150,0	20,0	6,0	42655	■

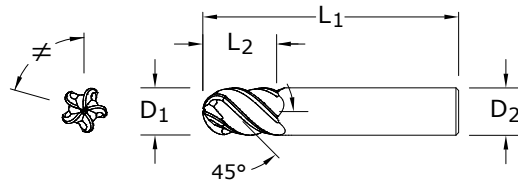
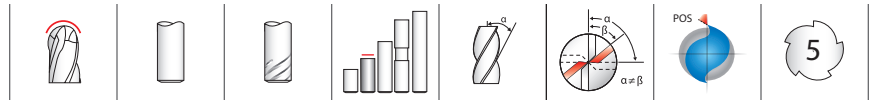
TOLERANCES (mm)

D₁ = +0,000/-0,050
D₂ = h₆

- STEELS
- STAINLESS STEELS
- CAST IRON
- HIGH TEMP ALLOYS
- TITANIUM
- HARDENED STEELS

- U.S. Stock Standard
- NOT STOCKED—
Call for Delivery

For patent information
visit www.kyocera-sgstool.com/patents



55MB
METRIC SERIES

TOLERANCES (mm)

$D_1 = +0,000/-0,050$

$D_2 = h_6$

- STEELS
- STAINLESS STEELS
- CAST IRON
- HIGH TEMP ALLOYS
- TITANIUM
- HARDENED STEELS

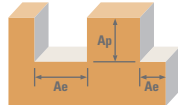
- U.S. Stock Standard
- NOT STOCKED—
Call for Delivery

For patent information
visit www.kyocera-sgstoool.com/patents

mm				EDP NO.	STOCK
CUTTING DIAMETER D_1	LENGTH OF CUT L_2	OVERALL LENGTH L_1	SHANK DIAMETER D_2	Ti-NAMITE-A (AlTiN)	
6,0	13,0	57,0	6,0	42750	■
8,0	19,0	63,0	8,0	42751	■
10,0	22,0	72,0	10,0	42752	■
12,0	26,0	83,0	12,0	42753	■
16,0	32,0	92,0	16,0	42754	■
20,0	38,0	104,0	20,0	42755	■

- Unequal indexing, high helix and an ideal rake and relief combination for unmatched finishing capability
- The choice when peak finish quality is the requirement
- Ball nose design ideal for finishing operations in complex workpieces
- Recommended for materials ≤ 45 HRc (≤ 420 Bhn)

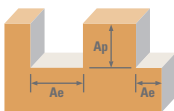
METRIC V-Carb













Series
55M, 55MCR,
55MB
Metric

Metric	Hardness	Ae x D ₁	Ap x D ₁	Vc (m/min)	Diameter (D ₁) (mm)							
					6	8	10	12	16	20		
P	CARBON STEELS 1018, 1040, 1080, 1090, 10L50, 1140, 1212, 12L15, 1525, 1536	Profile 	≤ 0.25	≤ 1.5	117	RPM	6220	4665	3732	3110	2333	1866
					(94-141)	Fz	0.022	0.036	0.061	0.070	0.072	0.085
					Feed (mm/min)	672	846	1145	1082	836	796	
		HSM 	≤ 0.05	≤ 2	192	RPM	10179	7634	6107	5089	3817	3054
					(154-230)	Fz	0.043	0.073	0.123	0.137	0.141	0.154
					Feed (mm/min)	2198	2769	3746	3481	2687	2345	
	ALLOY STEELS 4140, 4150, 4320, 5120, 5150, 8630, 86L20, 50100	Profile 	≤ 0.25	≤ 1.5	99	RPM	5251	3938	3151	2626	1969	1575
					(79-119)	Fz	0.017	0.028	0.045	0.053	0.054	0.064
					Feed (mm/min)	441	546	571	693	529	504	
		HSM 	≤ 0.05	≤ 2	162	RPM	8563	6422	5138	4282	3211	2569
					(129-194)	Fz	0.034	0.055	0.091	0.103	0.105	0.128
					Feed (mm/min)	1438	1781	2329	2209	1685	1644	
H	TOOL STEELS A2, D2, H13, L2, M2, P20, S7, T15, W2	Profile 	≤ 0.25	≤ 1.5	53	RPM	2827	2121	1696	1414	1060	848
					(43-64)	Fz	0.012	0.021	0.035	0.038	0.044	0.048
					Feed (mm/min)	170	226	294	271	231	204	
		HSM 	≤ 0.05	≤ 2	88	RPM	4686	3514	2811	2343	1757	1406
					(71-106)	Fz	0.024	0.041	0.067	0.077	0.084	0.093
					Feed (mm/min)	562	712	937	900	742	656	
K	CAST IRONS (LOW & MEDIUM ALLOY) Gray, Malleable, Ductile	Profile 	≤ 0.25	≤ 1.5	143	RPM	7594	5695	4556	3797	2848	2278
					(115-172)	Fz	0.022	0.036	0.061	0.070	0.077	0.085
					Feed (mm/min)	820	1033	1397	1321	1093	972	
		HSM 	≤ 0.05	≤ 2	215	RPM	11391	8543	6834	5695	4271	3417
					(172-258)	Fz	0.043	0.073	0.123	0.137	0.151	0.171
					Feed (mm/min)	2460	3099	4192	3895	3226	2916	
	CAST IRONS (HIGH ALLOY) Gray, Malleable, Ductile	Profile 	≤ 0.25	≤ 1.5	110	RPM	5816	4362	3490	2908	2181	1745
					(88-132)	Fz	0.017	0.028	0.045	0.053	0.059	0.064
					Feed (mm/min)	489	605	791	768	642	558	
		HSM 	≤ 0.05	≤ 2	165	RPM	8725	6544	5235	4362	3272	2617
					(132-198)	Fz	0.034	0.055	0.091	0.103	0.113	0.128
					Feed (mm/min)	1466	1815	2373	2251	1843	1675	

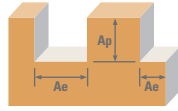
continued on next page



Series	Hardness	Ae x D ₁	Ap x D ₁	Vc (m/min)	Diameter (D ₁) (mm)							
					6	8	10	12	16	20		
M STAINLESS STEELS (FREE MACHINING) 303, 416, 420F, 430F, 440F	≤ 275 Bhn or ≤ 28 HRc	Profile 	≤ 0.25	≤ 1.5	113	RPM	5978	4484	3587	2989	2242	1793
					(90-135)	Fz	0.017	0.028	0.045	0.053	0.059	0.064
					Feed (mm/min)	502	622	813	789	660	574	
		HSM 	≤ 0.05	≤ 2	171	RPM	9048	6786	5429	4524	3393	2714
					(137-205)	Fz	0.034	0.055	0.091	0.103	0.113	0.128
					Feed (mm/min)	1520	1882	2461	2334	1911	1737	
M STAINLESS STEELS (DIFFICULT) 304, 304L, 316, 316L	≤ 275 Bhn or ≤ 28 HRc	Profile 	≤ 0.25	≤ 1.5	78	RPM	4120	3090	2472	2060	1545	1236
					(62-93)	Fz	0.014	0.026	0.043	0.048	0.054	0.061
					Feed (mm/min)	297	396	527	494	415	379	
		HSM 	≤ 0.05	≤ 2	117	RPM	6220	4665	3732	3110	2333	1866
					(94-141)	Fz	0.031	0.051	0.085	0.096	0.105	0.120
					Feed (mm/min)	970	1194	1592	1493	1224	1120	
M STAINLESS STEELS (PH) 13-8 PH, 15-5 PH, 17-4 PH, Custom 450	≤ 325 Bhn or ≤ 35 HRc	Profile 	≤ 0.25	≤ 1.5	72	RPM	3797	2848	2278	1898	1424	1139
					(57-86)	Fz	0.014	0.021	0.037	0.041	0.046	0.051
					Feed (mm/min)	273	13260	425	387	328	289	
		HSM 	≤ 0.05	≤ 2	108	RPM	5736	4302	3441	2868	2151	1721
					(87-130)	Fz	0.026	0.045	0.075	0.082	0.092	0.104
					Feed (mm/min)	757	14850	1285	1170	991	895	
S SUPER ALLOYS (NICKEL, COBALT, IRON BASE) Inconel 601, 617, 625, Incoloy, Monel 400	≤ 300 Bhn or ≤ 32 HRc	Profile 	≤ 0.25	≤ 1.5	21	RPM	1131	848	679	565	424	339
					(17-26)	Fz	0.014	0.021	0.037	0.041	0.046	0.051
					Feed (mm/min)	81	16530	196792	115	98	86	
		HSM 	≤ 0.05	≤ 2	33	RPM	1729	1297	1037	864	648	519
					(26-39)	Fz	0.026	0.045	0.075	0.082	0.092	0.104
					Feed (mm/min)	228	290	387	353	299	270	
S SUPER ALLOYS (NICKEL, COBALT, IRON BASE) Inconel 718, X-750, Incoloy, Waspaloy, Hastelloy, Rene	≤ 400 Bhn or ≤ 43 HRc	Profile 	≤ 0.25	≤ 1.5	17	RPM	889	666	533	444	333	267
					(13-20)	Fz	0.010	0.017	0.027	0.031	0.036	0.040
					Feed (mm/min)	43	57	71	69	60	53	
		HSM 	≤ 0.05	≤ 2	26	RPM	1373	1030	824	687	515	412
					(21-31)	Fz	0.019	0.032	0.056	0.062	0.069	0.077
					Feed (mm/min)	132	165	231	214	178	159	

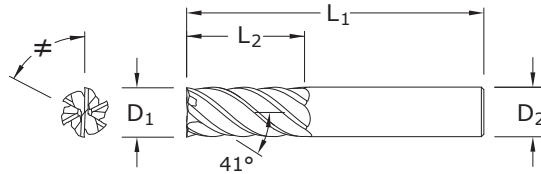
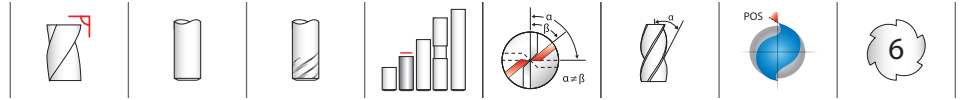
continued on next page

METRIC V-Carb



Series 55M, 55MCR, 55MB Metric	Hardness	Ae x D ₁	Ap x D ₁	Vc (m/min)	Diameter (D ₁) (mm)							
					6	8	10	12	16	20		
S	TITANIUM ALLOYS Pure Titanium, Ti6Al4V, Ti6Al2Sn4Zr2Mo, Ti4Al4Mo2Sn0.5Si ≤ 350 Bhn or ≤ 38 HRc	Profile 	≤ 0.25	≤ 1.5	72	RPM	3797	2848	2278	1898	1424	1139
					(57-86)	Fz	0.014	0.026	0.043	0.048	0.054	0.061
					Feed (mm/min)	273	365	486	456	383	349	
		HSM 	≤ 0.05	≤ 2	119	RPM	6301	4726	3781	3151	2363	1890
					(95-143)	Fz	0.031	0.051	0.085	0.096	0.105	0.120
					Feed (mm/min)	983	1210	1613	1512	1240	1134	
	TITANIUM ALLOYS (DIFFICULT) Ti10Al2Fe3Al, Ti5Al5V5Mo3Cr, Ti7Al4Mo, Ti3Al8V6Cr4Zr4Mo, Ti6Al6V6Sn, Ti15V3 Cr3Sn3Al ≤ 440 Bhn or ≤ 47 HRc	Profile 	≤ 0.25	≤ 1.5	26	RPM	1373	1030	824	687	515	412
					(21-31)	Fz	0.014	0.026	0.043	0.048	0.054	0.061
					Feed (mm/min)	99	132	176	165	138	126	
		HSM 	≤ 0.05	≤ 2	43	RPM	2262	1696	1357	1131	848	679
					(34-51)	Fz	0.031	0.051	0.085	0.096	0.108	0.120
					Feed (mm/min)	353	434	579	543	456	407	

Bhn (Brinell) HRc (Rockwell C) HSM (High Speed Machining)
 $rpm = (Vc \times 1000) / (D_1 \times 3.14)$
 $mm/min = Fz \times 5 \times rpm$
 reduce speed and feed for materials harder than listed
 reduce feed and Ae when finish milling (.02 x D₁ maximum)
 reduce Ap to 1 x D₁ (maximum) when profile milling with long or extra long flute length tools
 refer to the SGS Tool Wizard for complete technical information (www.kyocera-sgstool.com)



TOLERANCES (inch)

D1 = +0.0000/-0.0020
D2 = h6

- STEELS
- STAINLESS STEELS
- HIGH TEMP ALLOYS
- TITANIUM
- HARDENED STEELS

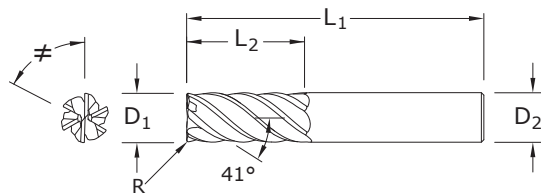
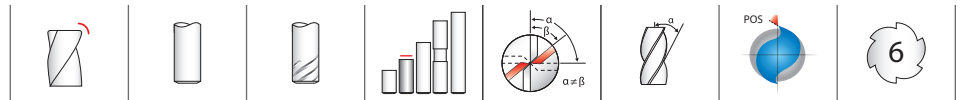
- U.S. Stock Standard
- NOT STOCKED—
Call for Delivery

For patent information
visit www.kyocera-sgstool.com/patents

inch				EDP NO.	STOCK
CUTTING DIAMETER D ₁	LENGTH OF CUT L ₂	OVERALL LENGTH L ₁	SHANK DIAMETER D ₂	Ti-NAMITE-X	
1/4	3/4	2-1/2	1/4	35100	●
3/8	1	2-1/2	3/8	35101	●
1/2	1-1/4	3	1/2	35102	●
5/8	1-5/8	3-1/2	5/8	35103	●
3/4	1-5/8	4	3/4	35104	●
1	2-5/8	6	1	35105	●

51 FRACTIONAL SERIES

- Engineered for High Speed Milling using Trochoidal and Peel Milling techniques
- Designed for aggressive ramping at high speeds where evacuation and load may be a contributing factor
- Eccentric relief provides superior strength and smoother surface finish
- Recommended for materials ≤ 45 HRC (≤ 420 Bhn)



TOLERANCES (inch)

D1 = +0.0000/-0.0020
D2 = h6
R = +0.000/-0.0020

- STEELS
- STAINLESS STEELS
- HIGH TEMP ALLOYS
- TITANIUM
- HARDENED STEELS

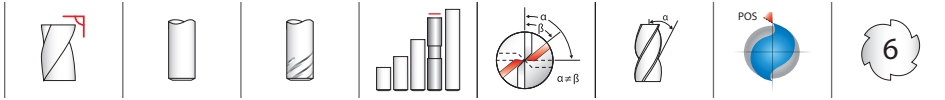
- U.S. Stock Standard
- NOT STOCKED—
Call for Delivery

For patent information
visit www.kyocera-sgstool.com/patents

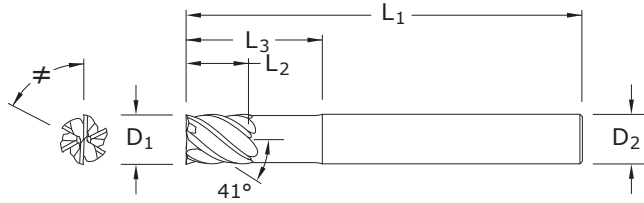
inch					EDP NO.	STOCK
CUTTING DIAMETER D ₁	LENGTH OF CUT L ₂	OVERALL LENGTH L ₁	SHANK DIAMETER D ₂	CORNER RADIUS R	Ti-NAMITE-X	
1/4	3/4	2-1/2	1/4	.015	35112	●
3/8	1	2-1/2	3/8	.015	35113	●
3/8	1	2-1/2	3/8	.030	35114	●
1/2	1-1/4	3	1/2	.030	35115	●
1/2	1-1/4	3	1/2	.090	35116	●
1/2	1-1/4	3	1/2	.120	35117	●
5/8	1-5/8	3-1/2	5/8	.030	35118	●
5/8	1-5/8	3-1/2	5/8	.090	35119	●
5/8	1-5/8	3-1/2	5/8	.120	35120	●
3/4	1-5/8	4	3/4	.030	35121	●
3/4	1-5/8	4	3/4	.090	35122	●
3/4	1-5/8	4	3/4	.120	35123	●
1	2-5/8	6	1	.030	35124	●
1	2-5/8	6	1	.090	35125	●
1	2-5/8	6	1	.120	35126	●

51CR FRACTIONAL SERIES

- Engineered for High Speed Milling using Trochoidal and Peel Milling techniques
- Designed for aggressive ramping at high speeds where evacuation and load may be a contributing factor
- Eccentric relief provides superior strength and smoother surface finish
- Enhanced corner geometry with tight tolerance corner radii
- Recommended for materials ≤ 45 HRC
- Recommended for materials ≤ 45 HRC (≤ 420 Bhn)



51L
FRACTIONAL SERIES



- Engineered for High Speed Milling using Trochoidal and Peel Milling techniques
- Designed for aggressive ramping at high speeds where evacuation and load may be a contributing factor
- Eccentric relief provides superior strength and smoother surface finish
- Necked design with blended diameter transitions provide clearance to reach
- Recommended for materials ≤ 45 HRc (≤ 420 Bhn)

CUTTING DIAMETER D ₁	LENGTH OF CUT L ₂	inch			EDP NO.	STOCK
		OVERALL LENGTH L ₁	SHANK DIAMETER D ₂	REACH L ₃	Ti-NAMITE-X	
1/4	3/8	4	1/4	1-1/8	35106	●
3/8	1/2	4	3/8	2-1/8	35107	●
1/2	5/8	4	1/2	2-1/4	35108	●
5/8	3/4	5	5/8	2-1/2	35109	●
3/4	1	6	3/4	3-3/8	35110	●
1	1-1/4	6	1	3-3/8	35111	●

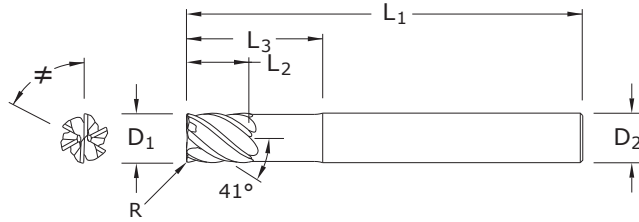
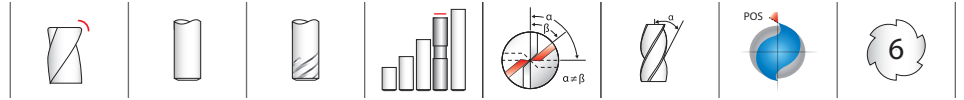
TOLERANCES (inch)

D1 = +0.0000/-0.0020
D2 = h6

- STEELS
- STAINLESS STEELS
- HIGH TEMP ALLOYS
- TITANIUM
- HARDENED STEELS

- U.S. Stock Standard
- NOT STOCKED—
Call for Delivery

For patent information visit www.kyocera-sgstoool.com/patents



TOLERANCES (inch)

D1 = +0.0000/-0.0020

D2 = h6

R = +0.000/-0.0020

STEELS

STAINLESS STEELS

HIGH TEMP ALLOYS

TITANIUM

HARDENED STEELS

- U.S. Stock Standard
- NOT STOCKED—
Call for Delivery

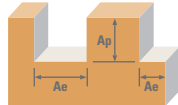
For patent information
visit www.kyocera-sgtool.com/patents

51LC
FRACTIONAL SERIES

CUTTING DIAMETER D ₁	LENGTH OF CUT L ₂	OVERALL LENGTH L ₁	SHANK DIAMETER D ₂	REACH L ₃	CORNER RADIUS R	EDP NO.	STOCK
						Ti-NAMITE-X	
1/4	3/8	4	1/4	1-1/8	.015	35127	●
3/8	1/2	4	3/8	2-1/8	.015	35128	●
3/8	1/2	4	3/8	2-1/8	.030	35129	●
1/2	5/8	4	1/2	2-1/4	.030	35130	●
1/2	5/8	4	1/2	2-1/4	.090	35131	●
1/2	5/8	4	1/2	2-1/4	.120	35132	●
5/8	3/4	5	5/8	2-1/2	.030	35133	●
5/8	3/4	5	5/8	2-1/2	.090	35134	●
5/8	3/4	5	5/8	2-1/2	.120	35135	●
3/4	1	6	3/4	3-3/8	.030	35136	●
3/4	1	6	3/4	3-3/8	.090	35137	●
3/4	1	6	3/4	3-3/8	.120	35138	●
1	1-1/4	6	1	3-3/8	.030	35139	●
1	1-1/4	6	1	3-3/8	.090	35140	●
1	1-1/4	6	1	3-3/8	.120	35141	●

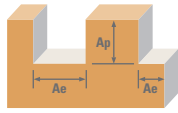
- Engineered for High Speed Milling using Trochoidal and Peel Milling techniques
- Designed for aggressive ramping at high speeds where evacuation and load may be a contributing factor
- Eccentric relief provides superior strength and smoother surface finish
- Necked design with blended diameter transitions provide clearance to reach
- Enhanced corner geometry with tight tolerance corner radii
- Recommended for materials ≤ 45 HRc (≤ 420 Bhn)

FRACTIONAL T-Carb



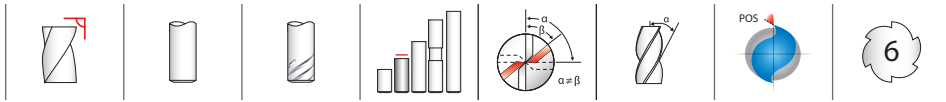
Series 51, 51CR Fractional	Hardness	Ae x D ₁	Ap x D ₁	Vc (sfm)	Diameter (D ₁) (inch)							
					1/4	3/8	1/2	5/8	3/4	1		
P	CARBON STEELS 1018, 1040, 1080, 1090, 10L50, 1140, 1212, 12L15, 1525, 1536	Profile 	≤ 0.1	≤ 1	720	RPM	11002	7334	5501	4401	3667	2750
					(576-864)	Fz	0.0020	0.0035	0.0050	0.0055	0.0061	0.0071
					Feed (ipm)	132	154	165	145	134	117	
		HSM 	≤ 0.05	≤ 2	915	RPM	13981	9321	6991	5592	4660	3495
					(732-1098)	Fz	0.0028	0.0053	0.0070	0.0077	0.0085	0.0100
					Feed (ipm)	235	296	294	258	238	210	
	ALLOY STEELS 4140, 4150, 4320, 5120, 5150, 8630, 86L20, 50100	Profile 	≤ 0.1	≤ 1	490	RPM	7487	4991	3744	2995	2496	1872
					(392-588)	Fz	0.0015	0.0029	0.0038	0.0042	0.0046	0.0054
					Feed (ipm)	67	87	85	75	69	61	
		HSM 	≤ 0.05	≤ 2	620	RPM	9474	6316	4737	3789	3158	2368
					(496-744)	Fz	0.0021	0.0039	0.0052	0.0057	0.0062	0.0073
					Feed (ipm)	119	148	148	130	117	104	
H	Profile 	≤ 0.1	≤ 1	240	RPM	3667	2445	1834	1467	1222	917	
				(192-288)	Fz	0.0012	0.0023	0.0030	0.0034	0.0037	0.0043	
				Feed (ipm)	26	34	33	30	27	24		
	HSM 	≤ 0.05	≤ 2	305	RPM	4660	3107	2330	1864	1553	1165	
				(244-366)	Fz	0.0017	0.0032	0.0042	0.0046	0.0050	0.0059	
				Feed (ipm)	48	60	59	51	47	41		
M	STAINLESS STEELS (FREE MACHINING) 303, 416, 420F, 430F, 440F	Profile 	≤ 0.1	≤ 1	510	RPM	7793	5195	3896	3117	2598	1948
					(459-561)	Fz	0.0015	0.0028	0.0038	0.0041	0.0045	0.0053
					Feed (ipm)	70	87	89	77	70	62	
		HSM 	≤ 0.05	≤ 2	650	RPM	9932	6621	4966	3973	3311	2483
					(585-715)	Fz	0.0021	0.0038	0.0051	0.0056	0.0061	0.0072
					Feed (ipm)	125	151	152	133	121	107	
	STAINLESS STEELS (DIFFICULT) 304, 304L, 316, 316L	Profile 	≤ 0.1	≤ 1	350	RPM	5348	3565	2674	2139	1783	1337
					(315-385)	Fz	0.0012	0.0023	0.0030	0.0033	0.0036	0.0042
					Feed (ipm)	39	49	48	42	39	34	
		HSM 	≤ 0.05	≤ 2	450	RPM	6876	4584	3438	2750	2292	1719
					(405-495)	Fz	0.0017	0.0032	0.0042	0.0046	0.0050	0.0059
					Feed (ipm)	70	88	87	76	69	61	
STAINLESS STEELS (PH) 13-8 PH, 15-5 PH, 17-4 PH, Custom 450	Profile 	≤ 0.1	≤ 1	325	RPM	4966	3311	2483	1986	1655	1242	
				(293-358)	Fz	0.0012	0.0023	0.0030	0.0033	0.0036	0.0042	
				Feed (ipm)	36	46	45	39	36	31		
	HSM 	≤ 0.05	≤ 2	410	RPM	6265	4177	3132	2506	2088	1566	
				(369-451)	Fz	0.0017	0.0032	0.0042	0.0046	0.0050	0.0059	
				Feed (ipm)	64	80	79	69	63	55		

continued on next page

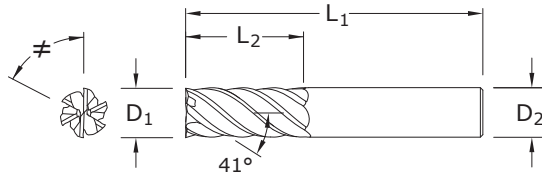


Series 51, 51CR Fractional	Hardness	Ae x D ₁	Ap x D ₁	Vc (sfm)	Diameter (D ₁) (inch)							
					1/4	3/8	1/2	5/8	3/4	1		
SUPER ALLOYS (NICKEL, COBALT, IRON BASE) Inconel 601, 617, 625, Incoloy, Monel 400	≤ 300 Bhn or ≤ 32 HRc	Profile 	≤ 0.1	≤ 1	105	RPM	1604	1070	802	642	535	401
					(84-126)	Fz	0.0014	0.0027	0.0036	0.0039	0.0043	0.0050
		HSM 	≤ 0.05	≤ 2	130	RPM	1986	1324	993	795	662	497
					(104-156)	Fz	0.0016	0.0036	0.0048	0.0053	0.0058	0.0067
		Profile 	≤ 0.1	≤ 1	80	RPM	1222	815	611	489	407	306
					(64-96)	Fz	0.0010	0.0018	0.0025	0.0027	0.0029	0.0034
HSM 	≤ 0.05	≤ 2	100	RPM	1528	1019	764	611	509	382		
			(80-120)	Fz	0.0013	0.0025	0.0034	0.0037	0.0041	0.0047		
SUPER ALLOYS (NICKEL, COBALT, IRON BASE) Inconel 718, X-750, Incoloy, Waspaloy, Hastelloy, Rene	≤ 400 Bhn or ≤ 43 HRc	Profile 	≤ 0.1	≤ 1	280	RPM	4278	2852	2139	1711	1426	1070
					(224-336)	Fz	0.0010	0.0018	0.0025	0.0027	0.0029	0.0034
		HSM 	≤ 0.05	≤ 2	355	RPM	5424	3616	2712	2170	1808	1356
					(284-426)	Fz	0.0013	0.0025	0.0034	0.0037	0.0041	0.0047
		Profile 	≤ 0.1	≤ 1	155	RPM	2368	1579	1184	947	789	592
					(124-186)	Fz	0.0010	0.0018	0.0025	0.0027	0.0029	0.0034
HSM 	≤ 0.05	≤ 2	200	RPM	3056	2037	1528	1222	1019	764		
			(160-240)	Fz	0.0013	0.0025	0.0034	0.0037	0.0041	0.0047		
TITANIUM ALLOYS Pure Titanium, Ti6Al4V, Ti6Al2Sn4Zr2Mo, Ti4Al4Mo2Sn0.5Si	≤ 350 Bhn or ≤ 38 HRc	Profile 	≤ 0.1	≤ 1	280	RPM	4278	2852	2139	1711	1426	1070
					(224-336)	Fz	0.0010	0.0018	0.0025	0.0027	0.0029	0.0034
		HSM 	≤ 0.05	≤ 2	355	RPM	5424	3616	2712	2170	1808	1356
					(284-426)	Fz	0.0013	0.0025	0.0034	0.0037	0.0041	0.0047
		Profile 	≤ 0.1	≤ 1	155	RPM	2368	1579	1184	947	789	592
					(124-186)	Fz	0.0010	0.0018	0.0025	0.0027	0.0029	0.0034
HSM 	≤ 0.05	≤ 2	200	RPM	3056	2037	1528	1222	1019	764		
			(160-240)	Fz	0.0013	0.0025	0.0034	0.0037	0.0041	0.0047		
TITANIUM ALLOYS (DIFFICULT) Ti10Al2Fe3Al, Ti5Al5V5Mo3Cr, Ti7Al4Mo, Ti3Al8V6Cr4Zr4Mo, Ti6Al6V6Sn, Ti15V3 Cr3Sn3Al	≤ 440 Bhn or ≤ 47 HRc	Profile 	≤ 0.1	≤ 1	155	RPM	2368	1579	1184	947	789	592
					(124-186)	Fz	0.0010	0.0018	0.0025	0.0027	0.0029	0.0034
		HSM 	≤ 0.05	≤ 2	200	RPM	3056	2037	1528	1222	1019	764
					(160-240)	Fz	0.0013	0.0025	0.0034	0.0037	0.0041	0.0047
		Profile 	≤ 0.1	≤ 1	155	RPM	2368	1579	1184	947	789	592
					(124-186)	Fz	0.0010	0.0018	0.0025	0.0027	0.0029	0.0034
HSM 	≤ 0.05	≤ 2	200	RPM	3056	2037	1528	1222	1019	764		
			(160-240)	Fz	0.0013	0.0025	0.0034	0.0037	0.0041	0.0047		

Bhn (Brinell) HRc (Rockwell C) HSM (High Speed Machining)
 rpm = Vc x 3.82 / D₁
 ipm = Fz x 6 x rpm
 reduce speed and feed for materials harder than listed
 reduce feed and Ae when finish milling (.02 x D₁ maximum)
 refer to the SGS Tool Wizard for complete technical information (www.kyocera-sgstoool.com)



51M
METRIC SERIES



- Engineered for High Speed Milling using Trochoidal and Peel Milling techniques
- Designed for aggressive ramping at high speeds where evacuation and load may be a contributing factor
- Eccentric relief provides superior strength and smoother surface finish
- Recommended for materials ≤ 45 HRc (≤ 420 Bhn)

mm				EDP NO.	STOCK
CUTTING DIAMETER D ₁	LENGTH OF CUT L ₂	OVERALL LENGTH L ₁	SHANK DIAMETER D ₂	Ti-NAMITE-X	
6,0	19,0	63,0	6,0	45100	●
8,0	20,0	63,0	8,0	45101	●
10,0	22,0	75,0	10,0	45102	●
12,0	26,0	83,0	12,0	45103	●
16,0	32,0	92,0	16,0	45104	●
20,0	38,0	104,0	20,0	45105	●

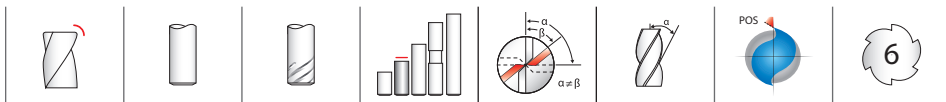
TOLERANCES (mm)

D1 = +0,000/-0,050
D2 = h6

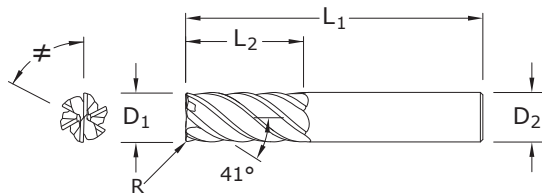
- STEELS
- STAINLESS STEELS
- HIGH TEMP ALLOYS
- TITANIUM
- HARDENED STEELS

- U.S. Stock Standard
- NOT STOCKED—
Call for Delivery

For patent information visit www.kyocera-sgstool.com/patents



51MCR
METRIC SERIES



- Engineered for High Speed Milling using Trochoidal and Peel Milling techniques
- Designed for aggressive ramping at high speeds where evacuation and load may be a contributing factor
- Eccentric relief provides superior strength and smoother surface finish
- Enhanced corner geometry with tight tolerance corner radii
- Recommended for materials ≤ 45 HRc (≤ 420 Bhn)

mm					EDP NO.	STOCK
CUTTING DIAMETER D ₁	LENGTH OF CUT L ₂	OVERALL LENGTH L ₁	SHANK DIAMETER D ₂	CORNER RADIUS R	Ti-NAMITE-X	
6,0	19,0	63,0	6,0	0,5	45112	●
8,0	20,0	63,0	8,0	0,5	45113	●
8,0	20,0	63,0	8,0	1,0	45114	●
8,0	20,0	63,0	8,0	1,2	45150	■
10,0	22,0	75,0	10,0	1,0	45115	●
10,0	22,0	75,0	10,0	1,5	45116	●
10,0	22,0	75,0	10,0	2,0	45117	●
12,0	26,0	83,0	12,0	1,0	45118	●
12,0	26,0	83,0	12,0	1,5	45119	●
12,0	26,0	83,0	12,0	2,0	45120	●
16,0	32,0	92,0	16,0	1,0	45121	●
16,0	32,0	92,0	16,0	1,5	45122	●
16,0	32,0	92,0	16,0	2,0	45123	●
20,0	38,0	104,0	20,0	1,0	45124	●
20,0	38,0	104,0	20,0	1,5	45125	●
20,0	38,0	104,0	20,0	2,0	45126	●

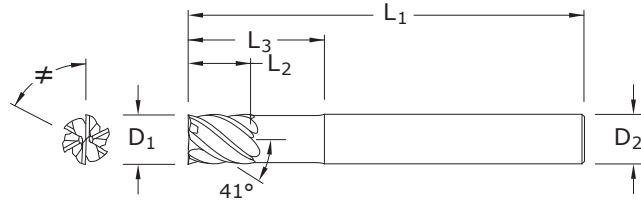
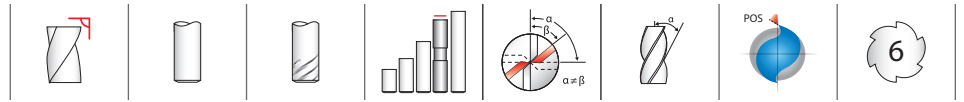
TOLERANCES (mm)

D1 = +0,000/-0,050
D2 = h6
R = +0,000/-0,050

- STEELS
- STAINLESS STEELS
- HIGH TEMP ALLOYS
- TITANIUM
- HARDENED STEELS

- U.S. Stock Standard
- NOT STOCKED—
Call for Delivery

For patent information visit www.kyocera-sgstool.com/patents



51ML
METRIC SERIES

TOLERANCES (mm)

D1 = +0,000/-0,050
D2 = h6

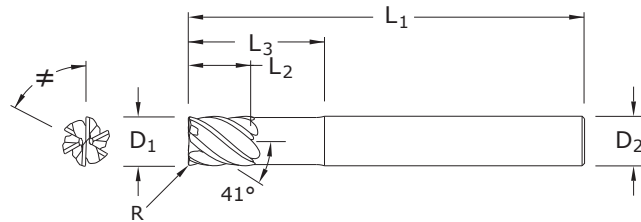
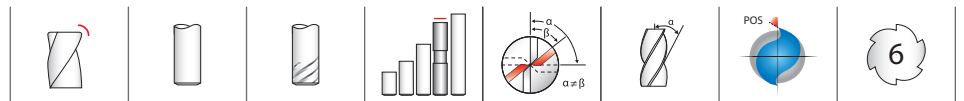
- STEELS
- STAINLESS STEELS
- HIGH TEMP ALLOYS
- TITANIUM
- HARDENED STEELS

- U.S. Stock Standard
- NOT STOCKED—
Call for Delivery

For patent information
visit www.kyocera-sgtool.com/patents

CUTTING DIAMETER D ₁	LENGTH OF CUT L ₂	OVERALL LENGTH L ₁	SHANK DIAMETER D ₂	REACH L ₃	EDP NO.		STOCK
					Ti-NAMITE-X		
6,0	8,0	75,0	6,0	32,0	45106		●
8,0	10,0	75,0	8,0	32,0	45107		●
10,0	12,0	100,0	10,0	40,0	45108		●
12,0	15,0	100,0	12,0	48,0	45109		●
16,0	20,0	115,0	16,0	65,0	45110		●
20,0	24,0	150,0	20,0	80,0	45111		●

- Engineered for High Speed Milling using Trochoidal and Peel Milling techniques
- Designed for aggressive ramping at high speeds where evacuation and load may be a contributing factor
- Eccentric relief provides superior strength and smoother surface finish
- Necked design with blended diameter transitions provide clearance to reach
- Recommended for materials ≤ 45 HRc (≤ 420 Bhn)



51MLC
METRIC SERIES

TOLERANCES (mm)

D1 = +0,000/-0,050
D2 = h6

R = +0,000/-0,050

- STEELS
- STAINLESS STEELS
- HIGH TEMP ALLOYS
- TITANIUM
- HARDENED STEELS

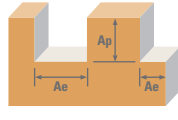
- U.S. Stock Standard
- NOT STOCKED—
Call for Delivery














For patent information
visit www.kyocera-sgtool.com/patents

CUTTING DIAMETER D ₁	LENGTH OF CUT L ₂	OVERALL LENGTH L ₁	SHANK DIAMETER D ₂	REACH L ₃	CORNER RADIUS R	EDP NO.		STOCK
						Ti-NAMITE-X		
6,0	8,0	75,0	6,0	32,0	0,5	45127		●
8,0	10,0	75,0	8,0	32,0	0,5	45128		●
8,0	10,0	75,0	8,0	32,0	1,0	45129		●
10,0	12,0	100,0	10,0	40,0	1,0	45130		●
10,0	12,0	100,0	10,0	40,0	1,5	45131		●
10,0	12,0	100,0	10,0	40,0	2,0	45132		●
12,0	15,0	100,0	12,0	48,0	1,0	45133		●
12,0	15,0	100,0	12,0	48,0	1,5	45134		●
12,0	15,0	100,0	12,0	48,0	2,0	45135		●
16,0	20,0	115,0	16,0	65,0	1,0	45136		●
16,0	20,0	115,0	16,0	65,0	1,5	45137		●
16,0	20,0	115,0	16,0	65,0	2,0	45138		●
20,0	24,0	150,0	20,0	80,0	1,0	45139		●
20,0	24,0	150,0	20,0	80,0	1,5	45140		●
20,0	24,0	150,0	20,0	80,0	2,0	45141		●

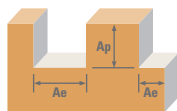
- Engineered for High Speed Milling using Trochoidal and Peel Milling techniques
- Designed for aggressive ramping at high speeds where evacuation and load may be a contributing factor
- Eccentric relief provides superior strength and smoother surface finish
- Necked design with blended diameter transitions provide clearance to reach
- Enhanced corner geometry with tight tolerance corner radii
- Recommended for materials ≤ 45 HRc (≤ 420 Bhn)

METRIC T-Carb



Series 51M, 51MCR, 51ML, 51MLC Metric	Hardness	Profile 	Ae x D1	Ap x D1	Vc (m/min)	Diameter (D ₁) (mm)						
						6	8	10	12	16	20	
P	CARBON STEELS 1018, 1040, 1080, 1090, 10L50, 1140, 1212, 12L15, 1525, 1536	Profile 	≤ 0.1	≤ 1	219	RPM	11633	8725	6980	5816	4362	3490
					(176-263)	Fz	0.048	0.081	0.101	0.121	0.142	0.158
					Feed (mm/min)	3350	4240	4230	4223	3717	3308	
		HSM 	≤ 0.05	≤ 2	279	RPM	14784	11088	8870	7392	5544	4435
					(223-335)	Fz	0.066	0.113	0.141	0.169	0.197	0.220
					Feed (mm/min)	5854	7517	7504	7495	6553	5854	
	ALLOY STEELS 4140, 4150, 4320, 5120, 5150, 8630, 86L20, 50100	Profile 	≤ 0.1	≤ 1	149	RPM	7917	5938	4750	3958	2969	2375
					(119-179)	Fz	0.036	0.061	0.077	0.092	0.107	0.119
					Feed (mm/min)	1710	2173	2195	2185	1906	1696	
		HSM 	≤ 0.05	≤ 2	189	RPM	10017	7513	6010	5009	3756	3005
					(151-227)	Fz	0.049	0.083	0.104	0.125	0.146	0.163
					Feed (mm/min)	2945	3741	3750	3756	3291	2939	
H	TOOL STEELS A2, D2, H13, L2, M2, P20, S7, T15, W2	Profile 	≤ 0.1	≤ 1	73	RPM	3878	2908	2327	1939	1454	1163
					(59-88)	Fz	0.029	0.049	0.061	0.073	0.086	0.096
					Feed (mm/min)	675	855	852	849	750	670	
		HSM 	≤ 0.05	≤ 2	93	RPM	4928	3696	2957	2464	1848	1478
					(74-112)	Fz	0.040	0.069	0.086	0.103	0.120	0.134
					Feed (mm/min)	1183	1530	1526	1523	1331	1189	
M	STAINLESS STEELS (FREE MACHINING) 303, 416, 420F, 430F, 440F	Profile 	≤ 0.1	≤ 1	155	RPM	8240	6180	4944	4120	3090	2472
					(140-171)	Fz	0.035	0.060	0.075	0.090	0.105	0.117
					Feed (mm/min)	1730	2225	2225	2225	1947	1735	
		HSM 	≤ 0.05	≤ 2	198	RPM	10502	7877	6301	5251	3938	3151
					(178-218)	Fz	0.048	0.082	0.102	0.122	0.143	0.159
					Feed (mm/min)	3025	3875	3856	3844	3379	3006	
	STAINLESS STEELS (DIFFICULT) 304, 304L, 316, 316L	Profile 	≤ 0.1	≤ 1	107	RPM	5655	4241	3393	2827	2121	1696
					(96-117)	Fz	0.029	0.049	0.061	0.073	0.086	0.096
					Feed (mm/min)	984	1247	1242	1238	1094	977	
		HSM 	≤ 0.05	≤ 2	137	RPM	7271	5453	4362	3635	2726	2181
					(123-151)	Fz	0.040	0.069	0.086	0.103	0.120	0.134
					Feed (mm/min)	1745	2258	2251	2247	1963	1754	
STAINLESS STEELS (PH) 13-8 PH, 15-5 PH, 17-4 PH, Custom 450	Profile 	≤ 0.1	≤ 1	99	RPM	5251	3938	3151	2626	1969	1575	
				(89-109)	Fz	0.029	0.049	0.061	0.073	0.086	0.096	
				Feed (mm/min)	914	1158	1153	1150	1016	907		
	HSM 	≤ 0.05	≤ 2	125	RPM	6624	4968	3975	3312	2484	1987	
				(112-137)	Fz	0.040	0.069	0.086	0.103	0.120	0.134	
				Feed (mm/min)	1590	2057	2051	2047	1789	1598		

continued on next page

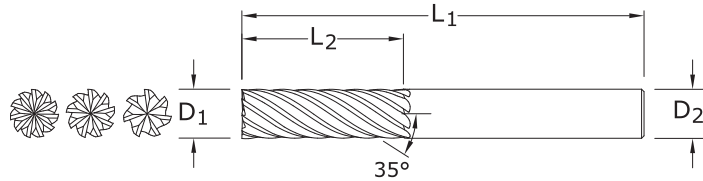


Series 51M, 51MCR, 51ML, 51MLC Metric	Hardness	Ae x D ₁	Ap x D ₁	Vc (m/min)	Diameter (D ₁) (mm)							
					6	8	10	12	16	20		
SUPER ALLOYS (NICKEL, COBALT, IRON BASE) Inconel 601, 617, 625, Incoloy, Monel 400	≤ 300 Bhn or ≤ 32 HRc	Profile 	≤ 0.1	≤ 1	32	RPM	1696	1272	1018	848	636	509
					(26-38)	Fz	0.034	0.057	0.071	0.085	0.100	0.110
					Feed (mm/min)	346	435	434	433	382	336	
		HSM 	≤ 0.05	≤ 2	40	RPM	2100	1575	1260	1050	788	630
					(32-48)	Fz	0.046	0.077	0.097	0.120	0.140	0.150
					Feed (mm/min)	580	728	733	756	662	567	
SUPER ALLOYS (NICKEL, COBALT, IRON BASE) Inconel 718, X-750, Incoloy, Waspaloy, Hastelloy, Rene	≤ 400 Bhn or ≤ 43 HRc	Profile 	≤ 0.1	≤ 1	24	RPM	1293	969	776	646	485	388
					(20-29)	Fz	0.023	0.039	0.049	0.059	0.068	0.077
					Feed (mm/min)	178	227	228	229	198	179	
		HSM 	≤ 0.05	≤ 2	30	RPM	1616	1212	969	808	606	485
					(24-37)	Fz	0.032	0.054	0.068	0.081	0.095	0.110
					Feed (mm/min)	310	393	396	393	345	320	
TITANIUM ALLOYS Pure Titanium, Ti6Al4V, Ti6Al2Sn4Zr2Mo, Ti4Al4Mo2Sn0.5Si	≤ 350 Bhn or ≤ 38 HRc	Profile 	≤ 0.1	≤ 1	85	RPM	4524	3393	2714	2262	1696	1357
					(68-102)	Fz	0.023	0.039	0.049	0.059	0.068	0.077
					Feed (mm/min)	624	794	798	801	692	627	
		HSM 	≤ 0.05	≤ 2	108	RPM	5736	4302	3441	2868	2151	1721
					(87-130)	Fz	0.032	0.054	0.068	0.081	0.095	0.110
					Feed (mm/min)	1101	1394	1404	1394	1226	1136	
TITANIUM ALLOYS (DIFFICULT) Ti10Al2Fe3Al, Ti5Al5V5Mo3Cr, Ti7Al4Mo, Ti3Al8V6Cr4Zr4Mo, Ti6Al6V6Sn, Ti15V3 Cr3Sn3Al	≤ 440 Bhn or ≤ 47 HRc	Profile 	≤ 0.1	≤ 1	47	RPM	2504	1878	1503	1252	939	751
					(38-57)	Fz	0.023	0.039	0.049	0.059	0.068	0.077
					Feed (mm/min)	346	440	442	443	383	347	
		HSM 	≤ 0.05	≤ 2	61	RPM	3231	2424	1939	1616	1212	969
					(49-73)	Fz	0.032	0.054	0.068	0.081	0.095	0.110
					Feed (mm/min)	620	785	791	785	691	640	

Bhn (Brinell) HRc (Rockwell C) HSM (High Speed Machining)
 $rpm = (Vc \times 1000) / (D_1 \times 3.14)$
 $mm/min = Fz \times 6 \times rpm$
 reduce speed and feed for materials harder than listed
 reduce feed and Ae when finish milling (.02 x D₁ maximum)
 refer to the SGS Tool Wizard for complete technical information (www.kyocera-sgstool.com)



66
FRACTIONAL SERIES



- Heavy core and rigid design allow for straight walls
- High flute count design results in smoother cutting performance and enhanced tool life in precise finishing applications
- Recommended for materials ≤ 45 HRc (≤ 420 Bhn)

CUTTING DIAMETER D ₁	LENGTH OF CUT L ₂	OVERALL LENGTH L ₁	SHANK DIAMETER D ₂	NO. OF FLUTES	EDP NO.		STOCK
					TI-NAMITE-X		
3/16	5/8	2	3/16	7	36620		●
1/4	3/4	2-1/2	1/4	7	36621		●
3/8	1	3	3/8	7	36622		●
1/2	1-1/4	3	1/2	9	36623		●
5/8	1-5/8	3-1/2	5/8	9	36624		●
3/4	1-5/8	4	3/4	11	36625		●
1	2	6	1	11	36626		●

Neck Option Available

TOLERANCES (inch)

D₁ = +0.0000/-0.0020
D₂ = h₆

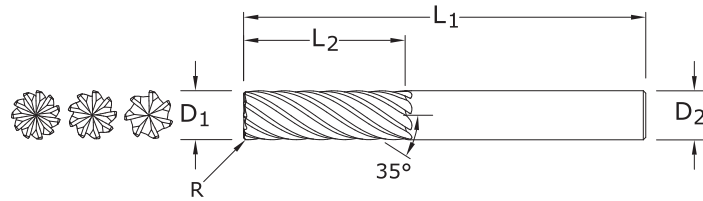
- STEELS
- STAINLESS STEELS
- CAST IRON
- HIGH TEMP ALLOYS
- TITANIUM
- HARDENED STEELS

- U.S. Stock Standard
- NOT STOCKED—
Call for Delivery

For patent information visit www.kyocera-sgstool.com/patents



66CR
FRACTIONAL SERIES



- Heavy core and rigid design allow for straight walls
- High flute count design results in smoother cutting performance and enhanced tool life in precise finishing applications
- Enhanced corner geometry with tight tolerance corner radii
- Recommended for materials ≤ 45 HRc (≤ 420 Bhn)

CUTTING DIAMETER D ₁	LENGTH OF CUT L ₂	OVERALL LENGTH L ₁	SHANK DIAMETER D ₂	CORNER RADIUS R	NO. OF FLUTES	EDP NO.		STOCK
						TI-NAMITE-X		
3/16	5/8	2	3/16	.010	7	36627		●
1/4	3/4	2-1/2	1/4	.015	7	36628		●
3/8	1	3	3/8	.015	7	36629		●
1/2	1-1/4	3	1/2	.030	9	36630		●
1/2	1-1/4	3	1/2	.090	9	36631		●
1/2	1-1/4	3	1/2	.120	9	36632		●
5/8	1-5/8	3-1/2	5/8	.030	9	36633		●
5/8	1-5/8	3-1/2	5/8	.090	9	36634		●
5/8	1-5/8	3-1/2	5/8	.120	9	36635		●
3/4	1-5/8	4	3/4	.030	11	36636		●
3/4	1-5/8	4	3/4	.090	11	36637		●
3/4	1-5/8	4	3/4	.120	11	36638		●
1	2	6	1	.030	11	36639		●
1	2	6	1	.090	11	36640		●
1	2	6	1	.120	11	36641		●

Neck Option Available

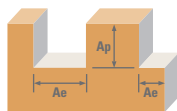
TOLERANCES (inch)

D₁ = +0.0000/-0.0020
D₂ = h₆
R = +0.0000/-0.0020

- STEELS
- STAINLESS STEELS
- CAST IRON
- HIGH TEMP ALLOYS
- TITANIUM
- HARDENED STEELS

- U.S. Stock Standard
- NOT STOCKED—
Call for Delivery

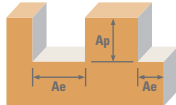
For patent information visit www.kyocera-sgstool.com/patents



Series	Hardness	Profile	Ae x D ₁	Ap x D ₁	Vc (sfm)	Diameter (D ₁) (inch)							
						3/16	1/4	3/8	1/2	5/8	3/4	1	
P	CARBON STEELS 1018, 1040, 1080, 1090, 10L50, 1140, 1212, 12L15, 1525, 1536	Profile 	≤ 0.05	≤ 1	635 (508-762)	RPM	12937	9703	6469	4851	3881	3234	2426
						Fz	0.0008	0.0012	0.0022	0.0030	0.0037	0.0038	0.0042
						Feed (ipm)	72.4	81.5	99.6	131.0	129.2	135.2	112.1
		Finish 	≤ 0.02	≤ 2	762 (610-914)	RPM	15524	11643	7762	5822	4657	3881	2911
						Fz	0.0006	0.0010	0.0018	0.0024	0.0030	0.0030	0.0034
						Feed (ipm)	69.5	78.2	95.6	125.7	124.1	129.8	107.6
	ALLOY STEELS 4140, 4150, 4320, 5120, 5150, 8630, 86L20, 50100	Profile 	≤ 0.05	≤ 1	360 (288-432)	RPM	7334	5501	3667	2750	2200	1834	1375
						Fz	0.0006	0.0009	0.0017	0.0023	0.0029	0.0030	0.0032
						Feed (ipm)	30.8	34.7	43.6	56.9	57.4	60.5	48.4
		Finish 	≤ 0.02	≤ 2	432 (346-518)	RPM	8801	6601	4401	3300	2640	2200	1650
						Fz	0.0005	0.0007	0.0014	0.0018	0.0023	0.0024	0.0026
						Feed (ipm)	29.6	33.3	41.9	54.7	55.1	58.1	46.5
H	Profile 	≤ 0.05	≤ 1	290 (232-348)	RPM	5908	4431	2954	2216	1772	1477	1108	
					Fz	0.0004	0.0006	0.0012	0.0016	0.0020	0.0021	0.0022	
					Feed (ipm)	16.5	18.6	24.8	31.9	31.9	34.1	26.8	
	Finish 	≤ 0.02	≤ 2	348 (278-418)	RPM	7090	5317	3545	2659	2127	1772	1329	
					Fz	0.0003	0.0005	0.0010	0.0013	0.0016	0.0017	0.0018	
					Feed (ipm)	15.9	17.9	23.8	30.6	30.6	32.8	25.7	
K	CAST IRONS (LOW & MEDIUM ALLOY) Gray, Malleable, Ductile	Profile 	≤ 0.05	≤ 1	705 (564-846)	RPM	14363	10772	7182	5386	4309	3591	2693
						Fz	0.0008	0.0012	0.0022	0.0030	0.0037	0.0038	0.0042
						Feed (ipm)	80.4	90.5	110.6	145.4	143.5	150.1	124.4
		Finish 	≤ 0.02	≤ 2	846 (677-1015)	RPM	17236	12927	8618	6463	5171	4309	3232
						Fz	0.0006	0.0010	0.0018	0.0024	0.0030	0.0030	0.0034
						Feed (ipm)	77.2	86.9	106.2	139.6	137.7	144.1	119.4
	CAST IRONS (HIGH ALLOY) Gray, Malleable, Ductile	Profile 	≤ 0.05	≤ 1	540 (432-648)	RPM	11002	8251	5501	4126	3300	2750	2063
						Fz	0.0006	0.0009	0.0017	0.0023	0.0029	0.0030	0.0032
						Feed (ipm)	46.2	52.0	65.5	85.4	86.1	90.8	72.6
		Finish 	≤ 0.02	≤ 2	648 (518-778)	RPM	13202	9901	6601	4951	3961	3300	2475
						Fz	0.0005	0.0007	0.0014	0.0018	0.0023	0.0024	0.0026
						Feed (ipm)	44.4	49.9	62.8	82.0	82.7	87.1	69.7
M	Profile 	≤ 0.05	≤ 1	560 (448-672)	RPM	11409	8557	5705	4278	3423	2852	2139	
					Fz	0.0006	0.0009	0.0017	0.0023	0.0029	0.0030	0.0032	
					Feed (ipm)	47.9	53.9	67.9	88.6	89.3	94.1	75.3	
	Finish 	≤ 0.02	≤ 2	448 (358-538)	RPM	9127	6845	4564	3423	2738	2282	1711	
					Fz	0.0005	0.0007	0.0014	0.0018	0.0023	0.0024	0.0026	
					Feed (ipm)	30.7	34.5	43.4	56.7	57.2	60.2	48.2	

continued on next page

FRACTIONAL Multi-Carb



Series 66, 66CR Fractional	Hardness	Profile Ae x D ₁	Finish Ap x D ₁	Vc (sfm)	Diameter (D ₁) (inch)							
					3/16	1/4	3/8	1/2	5/8	3/4	1	
M STAINLESS STEELS (DIFFICULT) 304, 304L, 316, 316L	≤ 275 Bhn or ≤ 28 HRc	Profile ≤ 0.05	≤ 1	385	RPM	7844	5883	3922	2941	2353	1961	1471
				(308-462)	Fz	0.0005	0.0007	0.0014	0.0018	0.0023	0.0024	0.0026
				Feed (ipm)	27.5	28.8	38.4	47.7	48.7	51.8	42.1	
		Finish ≤ 0.02	≤ 2	462	RPM	9412	7059	4706	3530	2824	2353	1765
				(370-554)	Fz	0.0004	0.0006	0.0011	0.0014	0.0018	0.0019	0.0021
				Feed (ipm)	26.4	27.7	36.9	45.7	46.8	49.7	40.4	
	≤ 325 Bhn or ≤ 35 HRc	Profile ≤ 0.05	≤ 1	355	RPM	7233	5424	3616	2712	2170	1808	1356
				(284-426)	Fz	0.0005	0.0007	0.0014	0.0018	0.0023	0.0024	0.0026
				Feed (ipm)	25.3	26.6	35.4	43.9	44.9	47.7	38.8	
		Finish ≤ 0.02	≤ 2	426	RPM	8679	6509	4340	3255	2604	2170	1627
				(341-511)	Fz	0.0004	0.0006	0.0011	0.0014	0.0018	0.0019	0.0021
				Feed (ipm)	24.3	25.5	34.0	42.2	43.1	45.8	37.2	
S SUPER ALLOYS (NICKEL, COBALT, IRON BASE) Inconel 601, 617, 625, Incoloy, Monel 400	≤ 300 Bhn or ≤ 32 HRc	Profile ≤ 0.05	≤ 1	105	RPM	2139	1604	1070	802	642	535	401
				(84-126)	Fz	0.0005	0.0007	0.0014	0.0018	0.0023	0.0024	0.0026
				Feed (ipm)	7.5	7.9	10.5	13.0	13.3	14.1	11.5	
		Finish ≤ 0.02	≤ 2	126	RPM	2567	1925	1284	963	770	642	481
				(101-151)	Fz	0.0004	0.0006	0.0011	0.0014	0.0018	0.0019	0.0021
				Feed (ipm)	7.2	7.5	10.1	12.5	12.8	13.6	11.0	
	≤ 400 Bhn or ≤ 43 HRc	Profile ≤ 0.05	≤ 1	85	RPM	1732	1299	866	649	520	433	325
				(68-102)	Fz	0.0003	0.0005	0.0009	0.0011	0.0014	0.0015	0.0016
				Feed (ipm)	3.6	4.5	5.5	6.4	6.5	7.1	5.7	
		Finish ≤ 0.02	≤ 2	102	RPM	2078	1559	1039	779	623	520	390
				(82-122)	Fz	0.0002	0.0004	0.0007	0.0009	0.0011	0.0012	0.0013
				Feed (ipm)	3.5	4.4	5.2	6.2	6.3	6.9	5.5	
≤ 350 Bhn or ≤ 38 HRc	Profile ≤ 0.05	≤ 1	390	RPM	7946	5959	3973	2980	2384	1986	1490	
			(312-468)	Fz	0.0005	0.0008	0.0015	0.0021	0.0026	0.0027	0.0029	
			Feed (ipm)	27.8	33.4	41.7	56.3	55.8	59.0	47.5		
	Finish ≤ 0.02	≤ 2	468	RPM	9535	7151	4767	3576	2860	2384	1788	
			(374-562)	Fz	0.0004	0.0006	0.0012	0.0017	0.0021	0.0022	0.0023	
			Feed (ipm)	26.7	32.0	40.0	54.1	53.5	56.6	45.6		
≤ 440 Bhn or ≤ 47 HRc	Profile ≤ 0.05	≤ 1	140	RPM	2852	2139	1426	1070	856	713	535	
			(112-168)	Fz	0.0005	0.0008	0.0015	0.0021	0.0026	0.0027	0.0029	
			Feed (ipm)	10.0	12.0	15.0	20.2	20.0	21.2	17.1		
	Finish ≤ 0.02	≤ 2	168	RPM	3423	2567	1711	1284	1027	856	642	
			(134-202)	Fz	0.0004	0.0006	0.0012	0.0017	0.0021	0.0022	0.0023	
			Feed (ipm)	9.6	11.5	14.4	19.4	19.2	20.3	16.4		

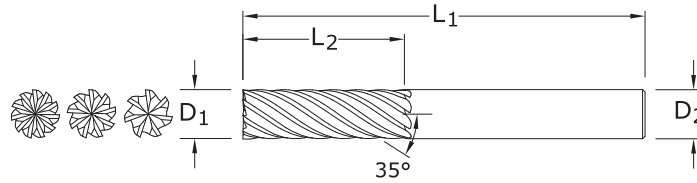
Bhn (Brinell) HRc (Rockwell C)

rpm = Vc x 3.82 / D₁

ipm = Fz x number of flutes x rpm

reduce speed and feed for materials harder than listed

refer to the SGS Tool Wizard for complete technical information (www.kyocera-sgstool.com)



66M
METRIC SERIES

TOLERANCES (mm)

$D_1 = +0,000/-0,050$
 $D_2 = h_6$

- STEELS
- STAINLESS STEELS
- CAST IRON
- HIGH TEMP ALLOYS
- TITANIUM
- HARDENED STEELS

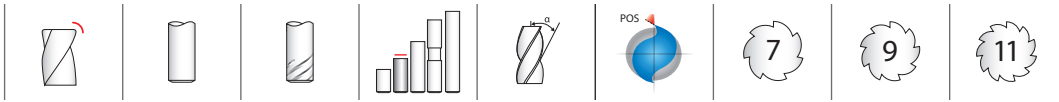
- U.S. Stock Standard
- NOT STOCKED—
Call for Delivery

For patent information
visit www.kyocera-sgstool.com/patents

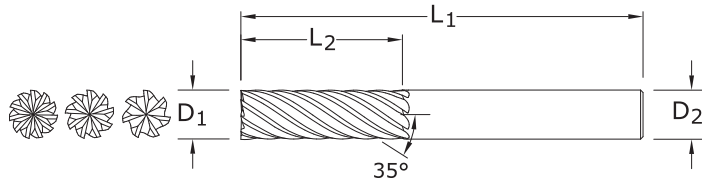
CUTTING DIAMETER D_1	LENGTH OF CUT L_2	OVERALL LENGTH L_1	SHANK DIAMETER D_2	NO. OF FLUTES	EDP NO.	STOCK
					TI-NAMITE-X	
6,0	19,0	63,0	6,0	7	46620	●
8,0	20,0	63,0	8,0	7	46621	●
10,0	22,0	75,0	10,0	7	46622	●
12,0	26,0	83,0	12,0	9	46623	●
16,0	32,0	92,0	16,0	9	46624	●
20,0	38,0	104,0	20,0	11	46625	●
25,0	38,0	104,0	25,0	11	46626	●

Neck Option Available

- Heavy core and rigid design allow for straight walls
- High flute count design results in smoother cutting performance and enhanced tool life in precise finishing applications
- Recommended for materials ≤ 45 HRc (≤ 420 Bhn)



66MCR
METRIC SERIES



- Heavy core and rigid design allow for straight walls
- High flute count design results in smoother cutting performance and enhanced tool life in precise finishing applications
- Enhanced corner geometry with tight tolerance corner radii
- Recommended for materials ≤ 45 HRc (≤ 420 Bhn)

CUTTING DIAMETER D ₁	LENGTH OF CUT L ₂	mm				NO. OF FLUTES	EDP NO.	STOCK
		OVERALL LENGTH L ₁	SHANK DIAMETER D ₂	CORNER RADIUS R	TI-NAMITE-X			
6,0	19,0	63,0	6,0	0,5	7	46627	●	
6,0	19,0	65,0	6,0	1,0	7	46628	■	
8,0	20,0	63,0	8,0	0,5	7	46629	●	
8,0	20,0	63,0	8,0	1,0	7	46630	■	
8,0	20,0	63,0	8,0	1,5	7	46631	■	
10,0	22,0	75,0	10,0	0,5	7	46632	●	
10,0	22,0	75,0	10,0	1,0	7	46633	■	
10,0	22,0	75,0	10,0	1,5	7	46634	■	
10,0	22,0	75,0	10,0	2,0	7	46635	■	
12,0	26,0	83,0	12,0	1,0	9	46636	●	
12,0	26,0	83,0	12,0	1,5	9	46637	■	
12,0	26,0	83,0	12,0	2,0	9	46638	●	
12,0	26,0	83,0	12,0	2,5	9	46639	■	
12,0	26,0	83,0	12,0	3,0	9	46640	●	
16,0	32,0	92,0	16,0	1,0	9	46641	●	
16,0	32,0	92,0	16,0	1,5	9	46642	■	
16,0	32,0	92,0	16,0	2,0	9	46643	●	
16,0	32,0	92,0	16,0	2,5	9	46644	■	
16,0	32,0	92,0	16,0	3,0	9	46645	●	
16,0	32,0	92,0	16,0	4,0	9	46646	■	

Neck Option Available

continued on next page

TOLERANCES (mm)

D₁ = +0,000/-0,050

D₂ = h₆

R = +0,000/-0,050

- STEELS
- STAINLESS STEELS
- CAST IRON
- HIGH TEMP ALLOYS
- TITANIUM
- HARDENED STEELS

- U.S. Stock Standard
- NOT STOCKED—
Call for Delivery

For patent information
visit www.kyocera-sgstool.com/patents

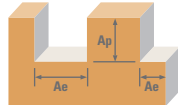
66MCR
METRIC SERIES

CONTINUED

CUTTING DIAMETER D ₁	LENGTH OF CUT L ₂	mm			NO. OF FLUTES	EDP NO.	STOCK
		OVERALL LENGTH L ₁	SHANK DIAMETER D ₂	CORNER RADIUS R		TI-NAMITE-X	
20,0	38,0	104,0	20,0	1,0	11	46647	●
20,0	38,0	104,0	20,0	1,5	11	46648	■
20,0	38,0	104,0	20,0	2,0	11	46649	●
20,0	38,0	104,0	20,0	2,5	11	46650	■
20,0	38,0	104,0	20,0	3,0	11	46651	●
20,0	38,0	104,0	20,0	4,0	11	46652	■
20,0	38,0	104,0	20,0	5,0	11	46653	■
25,0	38,0	104,0	25,0	1,0	11	46654	●
25,0	38,0	104,0	25,0	1,5	11	46655	■
25,0	38,0	104,0	25,0	2,0	11	46656	●
25,0	38,0	104,0	25,0	2,5	11	46657	■
25,0	38,0	104,0	25,0	3,0	11	46658	●
25,0	38,0	104,0	25,0	4,0	11	46659	■
25,0	38,0	104,0	25,0	5,0	11	46660	■

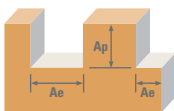
Neck Option Available

Multi-Carb



Series 66M, 66MCR Metric	Hardness	Ae x D ₁	Ap x D ₁	Vc (m/min)	Diameter (D ₁) (mm)								
					6	8	10	12	16	20	25		
P CARBON STEELS 1018, 1040, 1080, 1090, 10L50, 1140, 1212, 12L15, 1525, 1536	≤ 275 Bhn or ≤ 28 HRc	Profile 	≤ 0.05	≤ 1	194	RPM	10260	7695	6156	5130	3847	3078	2462
					(155-232)	Fz	0.029	0.047	0.059	0.072	0.095	0.101	0.105
		Finish 	≤ 0.02	≤ 2	232	RPM	12312	9234	7387	6156	4617	3693	2955
					(186-279)	Fz	0.023	0.038	0.047	0.058	0.076	0.081	0.084
	≤ 375 Bhn or ≤ 40 HRc	Profile 	≤ 0.05	≤ 1	110	RPM	5816	4362	3490	2908	2181	1745	1396
					(88-132)	Fz	0.022	0.036	0.045	0.055	0.074	0.080	0.080
		Finish 	≤ 0.02	≤ 2	132	RPM	6980	5235	4188	3490	2617	2094	1675
					(105-158)	Fz	0.017	0.029	0.036	0.044	0.059	0.064	0.064
H TOOL STEELS A2, D2, H13, L2, M2, P20, S7, T15, W2	≤ 375 Bhn or ≤ 40 HRc	Profile 	≤ 0.05	≤ 1	88	RPM	4686	3514	2811	2343	1757	1406	1125
					(71-106)	Fz	0.014	0.026	0.032	0.038	0.051	0.056	0.055
		Finish 	≤ 0.02	≤ 2	106	RPM	5623	4217	3374	2811	2108	1687	1349
					(85-127)	Fz	0.012	0.020	0.026	0.031	0.041	0.045	0.044
K CAST IRONS (LOW & MEDIUM ALLOY) Gray, Malleable, Ductile	≤ 220 Bhn or ≤ 19 HRc	Profile 	≤ 0.05	≤ 1	215	RPM	11391	8543	6834	5695	4271	3417	2734
					(172-258)	Fz	0.029	0.047	0.059	0.072	0.095	0.101	0.105
		Finish 	≤ 0.02	≤ 2	258	RPM	13669	10252	8201	6834	5126	4101	3281
					(206-309)	Fz	0.023	0.038	0.047	0.058	0.076	0.081	0.084
	≤ 260 Bhn or ≤ 26 HRc	Profile 	≤ 0.05	≤ 1	165	RPM	8725	6544	5235	4362	3272	2617	2094
					(132-198)	Fz	0.022	0.036	0.045	0.055	0.074	0.080	0.080
		Finish 	≤ 0.02	≤ 2	198	RPM	10470	7852	6282	5235	3926	3141	2513
					(158-237)	Fz	0.017	0.029	0.036	0.044	0.059	0.064	0.064
M STAINLESS STEELS (FREE MACHINING) 303, 416, 420F, 430F, 440F	≤ 275 Bhn or ≤ 28 HRc	Profile 	≤ 0.05	≤ 1	171	RPM	9048	6786	5429	4524	3393	2714	2171
					(137-205)	Fz	0.022	0.036	0.045	0.055	0.074	0.080	0.080
		Finish 	≤ 0.02	≤ 2	137	RPM	7238	5429	4343	3619	2714	2171	1737
					(109-164)	Fz	0.017	0.029	0.036	0.044	0.059	0.064	0.064

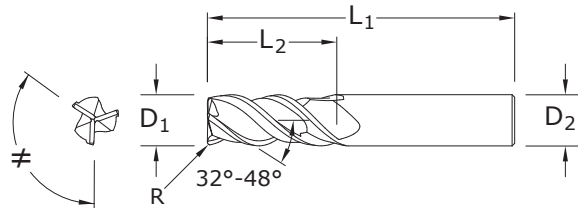
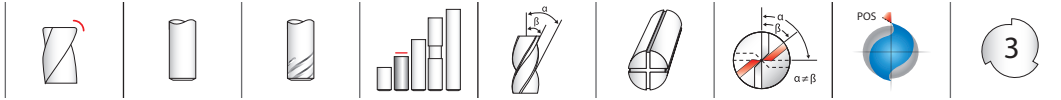
continued on next page



Series 66M, 66MCR Metric	Hardness	Ae x D ₁	Ap x D ₁	Vc (m/min)	Diameter (D ₁) (mm)								
					6	8	10	12	16	20	25		
M	STAINLESS STEELS (DIFFICULT) 304, 304L, 316, 316L ≤ 275 Bhn or ≤ 28 HRC	Profile 	≤ 0.05	≤ 1	117	RPM	6220	4665	3732	3110	2333	1866	1493
					(94-141)	Fz	0.017	0.030	0.037	0.043	0.059	0.064	0.065
					Feed (mm/min)	731	975	975	1209	1236	1314	1067	
		Finish 	≤ 0.02	≤ 2	141	RPM	7465	5598	4479	3732	2799	2239	1791
					(113-169)	Fz	0.013	0.024	0.030	0.035	0.047	0.051	0.052
					Feed (mm/min)	702	17	936	1161	1187	1261	1025	
	STAINLESS STEELS (PH) 13-8 PH, 15-5 PH, 17-4 PH, Custom 450 ≤ 325 Bhn or ≤ 35 HRC	Profile 	≤ 0.05	≤ 1	108	RPM	5736	4302	3441	2868	2151	1721	1377
					(87-130)	Fz	0.017	0.030	0.037	0.043	0.059	0.064	0.065
					Feed (mm/min)	674	899	899	1115	1140	1211	984	
		Finish 	≤ 0.02	≤ 2	130	RPM	6883	5162	4130	3441	2581	2065	1652
					(104-156)	Fz	0.013	0.024	0.030	0.035	0.047	0.051	0.052
					Feed (mm/min)	647	863	863	1070	1094	1163	945	
S	SUPER ALLOYS (NICKEL, COBALT, IRON BASE) Inconel 601, 617, 625, Incoloy, Monel 400 ≤ 300 Bhn or ≤ 32 HRC	Profile 	≤ 0.05	≤ 1	32	RPM	1696	1272	1018	848	636	509	407
					(26-38)	Fz	0.017	0.030	0.037	0.043	0.059	0.064	0.065
					Feed (mm/min)	199	266	213	330	337	358	291	
		Finish 	≤ 0.02	≤ 2	38	RPM	2036	1527	1221	1018	763	611	489
					(31-46)	Fz	0.013	0.024	0.030	0.035	0.047	0.051	0.052
					Feed (mm/min)	192	255	255	317	324	344	279	
	SUPER ALLOYS (NICKEL, COBALT, IRON BASE) Inconel 718, X-750, Incoloy, Waspaloy, Hastelloy, Rene ≤ 400 Bhn or ≤ 43 HRC	Profile 	≤ 0.05	≤ 1	26	RPM	1373	1030	824	687	515	412	330
					(21-31)	Fz	0.012	0.019	0.024	0.026	0.036	0.040	0.040
					Feed (mm/min)	115	138	138	163	166	181	145	
		Finish 	≤ 0.02	≤ 2	31	RPM	1648	1236	989	824	618	494	396
					(25-37)	Fz	0.010	0.015	0.019	0.021	0.029	0.032	0.032
					Feed (mm/min)	111	133	133	157	159	174	139	
TITANIUM ALLOYS Pure Titanium, Ti6Al4V, Ti6Al2Sn4Zr2Mo, Ti4Al4Mo2Sn0.5Si ≤ 350 Bhn or ≤ 38 HRC	Profile 	≤ 0.05	≤ 1	119	RPM	6301	4726	3781	3151	2363	1890	1512	
				(95-143)	Fz	0.019	0.032	0.040	0.050	0.067	0.072	0.073	
				Feed (mm/min)	847	1059	1059	1429	1415	1497	1206		
	Finish 	≤ 0.02	≤ 2	143	RPM	7561	5671	4537	3781	2836	2268	1815	
				(114-171)	Fz	0.015	0.026	0.032	0.040	0.053	0.058	0.058	
				Feed (mm/min)	813	1016	1016	1372	1359	1437	1158		
TITANIUM ALLOYS (DIFFICULT) Ti10Al2Fe3Al, Ti5Al5V5Mo3Cr, Ti7Al4Mo, Ti3Al8V6Cr4Zr4Mo, Ti6Al6V6Sn, Ti15V3 Cr3Sn3Al ≤ 440 Bhn or ≤ 47 HRC	Profile 	≤ 0.05	≤ 1	43	RPM	2262	1696	1357	1131	848	679	543	
				(34-51)	Fz	0.019	0.032	0.040	0.050	0.067	0.072	0.073	
				Feed (mm/min)	304	380	380	513	508	537	433		
	Finish 	≤ 0.02	≤ 2	51	RPM	2714	2036	1629	1357	1018	814	651	
				(41-61)	Fz	0.015	0.026	0.032	0.040	0.053	0.058	0.058	
				Feed (mm/min)	292	365	365	492	488	516	416		

Bhn (Brinell) HRC (Rockwell C)
 $rpm = (Vc \times 1000) / (D_1 \times 3.14)$
 $mm/min = Fz \times \text{number of flutes} \times rpm$
 reduce speed and feed for materials harder than listed
 refer to the SGS Tool Wizard for complete technical information (www.kyocera-sgstool.com)

FRACTIONAL Series 33



33CR FRACTIONAL SERIES

- Specially engineered step core design provides stability for aggressive ramping and rigidity when flutes are completely engaged
- Open design at axial end accommodates material flow and load reduction during machining operations
- Enhanced corner geometry with tight tolerance corner radii
- Recommended for materials ≤ 45 HRc (≤ 420 Bhn)

CUTTING DIAMETER D_1	LENGTH OF CUT L_2	inch			EDP NO.	STOCK
		OVERALL LENGTH L_1	SHANK DIAMETER D_2	CORNER RADIUS R	TI-NAMITE-A (AlTiN)	
1/8	3/8	2-1/2	1/4	.015	33345	●
3/16	9/16	2-1/2	1/4	.015	33346	●
1/4	3/4	2-1/2	1/4	.020	33347	●
5/16	13/16	2-1/2	5/16	.020	33348	●
3/8	1	2-1/2	3/8	.020	33349	●
7/16	1-1/8	2-3/4	7/16	.020	33350	●
1/2	1-1/4	3-1/4	1/2	.030	33351	●
5/8	1-1/2	3-1/2	5/8	.040	33352	●
3/4	1-3/4	4	3/4	.040	33353	●
1	2-1/4	5	1	.040	33354	●

TOLERANCES (inch)

1/8–1/4 DIAMETER

$D_1 = +0.0000/-0.0012$

$D_2 = h6$

$R = +0.0000/-0.0020$

>1/4–3/8 DIAMETER

$D_1 = +0.0000/-0.0016$

$D_2 = h6$

$R = +0.0000/-0.0020$

>3/8–1 DIAMETER

$D_1 = +0.0000/-0.0020$

$D_2 = h6$

$R = +0.0000/-0.0020$

STEELS

STAINLESS STEELS

CAST IRON

HIGH TEMP ALLOYS

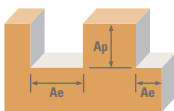
TITANIUM






HARDENED STEELS

● U.S. Stock Standard

■ NOT STOCKED—
Call for Delivery

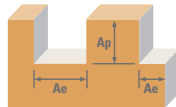
For patent information
visit www.kyocera-sgstool.com/patents



Series 33CR Fractional	Hardness	Ae x D ₁	Ap x D ₁	Vc (sfm)	Diameter (D ₁) (inch)									
					1/8	1/4	3/8	1/2	5/8	3/4	1			
P CARBON STEELS 1018, 1040, 1080, 1090, 10L50, 1140, 1212, 12L15, 1525, 1536	≤ 275 Bhn or ≤ 28 HRc	Profile 	≤ 0.5	≤ 1.5	550	RPM	16808	8404	5603	4202	3362	2801	2101	
					(440-660)	Fz	0.0005	0.0012	0.0023	0.0031	0.0039	0.0040	0.0043	
					Feed (ipm)	25.2	30.3	38.7	39.1	39.3	33.6	27.1		
		Slot 	1	≤ 1	440	RPM	13446	6723	4482	3362	2689	2241	1681	
					(352-528)	Fz	0.0005	0.0012	0.0023	0.0031	0.0039	0.0040	0.0043	
					Feed (ipm)	20.2	24.2	30.9	31.3	31.5	26.9	21.7		
	ALLOY STEELS 4140, 4150, 4320, 5120, 5150, 8630, 86L20, 50100	≤ 375 Bhn or ≤ 40 HRc	Profile 	≤ 0.5	≤ 1.5	315	RPM	9626	4813	3209	2407	1925	1604	1203
						(252-378)	Fz	0.0004	0.0009	0.0017	0.0023	0.0029	0.0030	0.0032
						Feed (ipm)	11.6	13.0	16.4	16.6	16.7	14.4	11.6	
			Slot 	1	≤ 1	250	RPM	7640	3820	2547	1910	1528	1273	955
						(200-300)	Fz	0.0004	0.0009	0.0017	0.0023	0.0029	0.0030	0.0032
						Feed (ipm)	9.2	10.3	13.0	13.2	13.3	11.5	9.2	
H TOOL STEELS A2, D2, H13, L2, M2, P20, S7, T15, W2	≤ 375 Bhn or ≤ 40 HRc	Profile 	≤ 0.5	≤ 1.5	185	RPM	5654	2827	1885	1413	1131	942	707	
					(148-222)	Fz	0.0003	0.0007	0.0014	0.0018	0.0023	0.0024	0.0025	
					Feed (ipm)	5.1	5.9	7.9	7.6	7.8	6.8	5.3		
		Slot 	1	≤ 1	145	RPM	4431	2216	1477	1108	886	739	554	
					(116-174)	Fz	0.0003	0.0007	0.0014	0.0018	0.0023	0.0024	0.0025	
					Feed (ipm)	4.0	4.7	6.2	6.0	6.1	5.3	4.2		
K CAST IRONS (LOW & MEDIUM ALLOY) Gray, Malleable, Ductile	≤ 220 Bhn or ≤ 19 HRc	Profile 	≤ 0.5	≤ 1.5	445	RPM	13599	6800	4533	3400	2720	2267	1700	
					(356-534)	Fz	0.0004	0.0011	0.0021	0.0028	0.0035	0.0036	0.0039	
					Feed (ipm)	14.3	22.4	28.6	28.6	28.6	24.5	19.9		
		Slot 	1	≤ 1	355	RPM	10849	5424	3616	2712	2170	1808	1356	
					(284-426)	Fz	0.0004	0.0011	0.0021	0.0028	0.0035	0.0036	0.0039	
					Feed (ipm)	11.4	17.9	22.8	22.8	22.8	19.5	15.9		
	CAST IRONS (HIGH ALLOY) Gray, Malleable, Ductile	≤ 260 Bhn or ≤ 26 HRc	Profile 	≤ 0.5	≤ 1.5	340	RPM	10390	5195	3463	2598	2078	1732	1299
						(272-408)	Fz	0.0003	0.0008	0.0016	0.0021	0.0026	0.0027	0.0029
						Feed (ipm)	9.4	12.5	16.6	16.4	16.2	14.0	11.3	
			Slot 	1	≤ 1	270	RPM	8251	4126	2750	2063	1650	1375	1031
						(216-324)	Fz	0.0003	0.0008	0.0016	0.0021	0.0026	0.0027	0.0029
						Feed (ipm)	7.4	9.9	13.2	13.0	12.9	11.1	9.0	
M STAINLESS STEELS (FREE MACHINING) 303, 416, 420F, 430F, 440F	≤ 275 Bhn or ≤ 28 HRc	Profile 	≤ 0.5	≤ 1.5	490	RPM	14974	7487	4991	3744	2995	2496	1872	
					(392-588)	Fz	0.0004	0.0010	0.0019	0.0025	0.0031	0.0032	0.0035	
					Feed (ipm)	17.1	22.5	28.5	28.1	27.9	24.0	19.7		
		Slot 	1	≤ 1	390	RPM	11918	5959	3973	2980	2384	1986	1490	
					(312-468)	Fz	0.0004	0.0010	0.0019	0.0025	0.0031	0.0032	0.0035	
					Feed (ipm)	13.6	17.9	22.6	22.3	22.2	19.1	15.6		

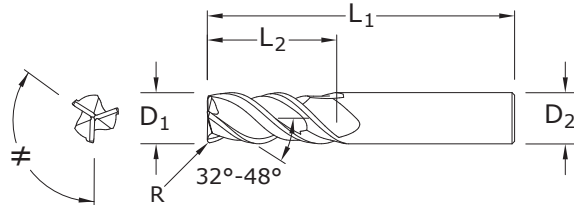
continued on next page

FRACTIONAL Series 33



Series 33CR Fractional	Hardness	Profile Ae x D ₁	Slot Ap x D ₁	Vc (sfm)	Diameter (D ₁) (inch)							
					1/8	1/4	3/8	1/2	5/8	3/4	1	
M	STAINLESS STEELS (DIFFICULT) 304, 304L, 316, 316L ≤ 275 Bhn or ≤ 28 HRc	Profile ≤ 0.5	≤ 1.5	340	RPM	10390	5195	3463	2598	2078	1732	1299
				(272-408)	Fz	0.0003	0.0008	0.0015	0.0020	0.0025	0.0026	0.0028
				Feed (ipm)	9.4	12.5	15.6	15.6	15.6	13.5	10.9	
		Slot 1	≤ 1	270	RPM	8251	4126	2750	2063	1650	1375	1031
				(216-324)	Fz	0.0003	0.0008	0.0015	0.0020	0.0025	0.0026	0.0028
				Feed (ipm)	7.4	9.9	12.4	12.4	12.4	10.7	8.7	
	STAINLESS STEELS (PH) 13-8 PH, 15-5 PH, 17-4 PH, Custom 450 ≤ 325 Bhn or ≤ 35 HRc	Profile ≤ 0.5	≤ 1.5	310	RPM	9474	4737	3158	2368	1895	1579	1184
				(248-372)	Fz	0.0003	0.0008	0.0015	0.0020	0.0025	0.0026	0.0028
				Feed (ipm)	8.5	11.4	14.2	14.2	14.2	12.3	9.9	
		Slot 1	≤ 1	250	RPM	7640	3820	2547	1910	1528	1273	955
				(200-300)	Fz	0.0003	0.0008	0.0015	0.0020	0.0025	0.0026	0.0028
				Feed (ipm)	6.9	9.2	11.5	11.5	11.5	9.9	8.0	
S	SUPER ALLOYS (NICKEL, COBALT, IRON BASE) Inconel 601, 617, 625, Incoloy, Monel 400 ≤ 300 Bhn or ≤ 32 HRc	Profile ≤ 0.5	≤ 1.5	80	RPM	2445	1222	815	611	489	407	306
				(64-96)	Fz	0.0003	0.0007	0.0013	0.0017	0.0021	0.0022	0.0024
				Feed (ipm)	1.9	2.6	3.2	3.1	3.1	2.7	2.2	
		Slot 1	≤ 1	65	RPM	1986	993	662	497	397	331	248
				(52-78)	Fz	0.0003	0.0007	0.0013	0.0017	0.0021	0.0022	0.0024
				Feed (ipm)	1.5	2.1	2.6	2.5	2.5	2.2	1.8	
	SUPER ALLOYS (NICKEL, COBALT, IRON BASE) Inconel 718, X-750, Incoloy, Waspaloy, Hastelloy, Rene ≤ 400 Bhn or ≤ 43 HRc	Profile ≤ 0.5	≤ 1.5	62	RPM	1895	947	632	474	379	316	237
				(50-74)	Fz	0.0002	0.0005	0.0009	0.0012	0.0015	0.0016	0.0017
				Feed (ipm)	1.1	1.4	1.7	1.7	1.7	1.5	1.2	
		Slot 1	≤ 1	49	RPM	1497	749	499	374	299	250	187
				(39-59)	Fz	0.0002	0.0005	0.0009	0.0012	0.0015	0.0016	0.0017
				Feed (ipm)	0.9	1.1	1.3	1.3	1.3	1.2	1.0	
TITANIUM ALLOYS Pure Titanium, Ti6Al4V, Ti6Al2Sn4Zr2Mo, Ti4Al4Mo2Sn0.5Si ≤ 350 Bhn or ≤ 38 HRc	Profile ≤ 0.5	≤ 1.5	215	RPM	6570	3285	2190	1643	1314	1095	821	
			(172-258)	Fz	0.0003	0.0008	0.0015	0.0020	0.0025	0.0026	0.0028	
			Feed (ipm)	5.9	7.9	9.9	9.9	9.9	8.5	6.9		
	Slot 1	≤ 1	170	RPM	5195	2598	1732	1299	1039	866	649	
			(136-204)	Fz	0.0003	0.0008	0.0015	0.0020	0.0025	0.0026	0.0028	
			Feed (ipm)	4.7	6.2	7.8	7.8	7.8	6.8	5.5		
TITANIUM ALLOYS (DIFFICULT) Ti10Al2Fe3Al, Ti5Al5V5Mo3Cr, Ti7Al4Mo, Ti3Al8V6Cr4Zr4Mo, Ti6Al6V6Sn, Ti15V3 Cr3Sn3Al ≤ 440 Bhn or ≤ 47 HRc	Profile ≤ 0.5	≤ 1.5	75	RPM	2292	1146	764	573	458	382	287	
			(60-90)	Fz	0.0003	0.0008	0.0015	0.0020	0.0025	0.0026	0.0028	
			Feed (ipm)	2.1	2.8	3.4	3.4	3.4	3.0	2.4		
	Slot 1	≤ 1	60	RPM	1834	917	611	458	367	306	229	
			(48-72)	Fz	0.0003	0.0008	0.0015	0.0020	0.0025	0.0026	0.0028	
			Feed (ipm)	1.7	2.2	2.8	2.8	2.8	2.4	1.9		

Bhn (Brinell) HRc (Rockwell C)
 $rpm = Vc \times 3.82 / D_1$
 $ipm = Fz \times 3 \times rpm$
 reduce speed and feed for materials harder than listed
 reduce feed and Ae when finish milling (.02 x D₁ maximum)
 refer to the SGS Tool Wizard for complete technical information (www.kyocera-sgstool.com)



TOLERANCES (mm)

3-6 DIAMETER

$D_1 = +0,000/-0,030$

$D_2 = h_6$

$R = +0,000/-0,050$

>6-10 DIAMETER

$D_1 = +0,000/-0,040$

$D_2 = h_6$

$R = +0,000/-0,050$

>10-20 DIAMETER

$D_1 = +0,000/-0,050$

$D_2 = h_6$

$R = +0,000/-0,050$

33MCR
METRIC SERIES

mm					EDP NO.	STOCK
CUTTING DIAMETER D_1	LENGTH OF CUT L_2	OVERALL LENGTH L_1	SHANK DIAMETER D_2	CORNER RADIUS R	TI-NAMITE-A (AlTiN)	
3,0	9,0	57,0	6,0	0,3	43445	●
3,0	9,0	57,0	6,0	0,5	43470	●
4,0	12,0	57,0	6,0	0,3	43446	●
4,0	12,0	57,0	6,0	0,5	43471	●
5,0	15,0	57,0	6,0	0,3	43447	●
5,0	15,0	57,0	6,0	0,5	43472	●
6,0	18,0	57,0	6,0	0,5	43448	●
6,0	18,0	57,0	6,0	1,0	43473	●
6,0	18,0	57,0	6,0	1,5	43474	●
6,0	18,0	57,0	6,0	2,0	43475	●
8,0	20,0	63,0	8,0	0,5	43449	●
8,0	20,0	63,0	8,0	1,0	43476	●
8,0	20,0	63,0	8,0	1,5	43477	●
8,0	20,0	63,0	8,0	2,0	43478	●
10,0	27,0	72,0	10,0	0,5	43450	●
10,0	27,0	72,0	10,0	1,0	43479	●
10,0	27,0	72,0	10,0	1,5	43480	●
10,0	27,0	72,0	10,0	2,0	43481	●
10,0	27,0	72,0	10,0	2,5	43482	●
12,0	30,0	83,0	12,0	0,5	43451	●
12,0	30,0	83,0	12,0	1,0	43483	●
12,0	30,0	83,0	12,0	1,5	43484	●
12,0	30,0	83,0	12,0	2,0	43485	●
12,0	30,0	83,0	12,0	2,5	43486	●
12,0	30,0	83,0	12,0	3,0	43487	●
12,0	30,0	83,0	12,0	4,0	43488	●
16,0	38,0	92,0	16,0	1,0	43452	●
16,0	38,0	92,0	16,0	1,5	43489	●
16,0	38,0	92,0	16,0	2,0	43490	●
16,0	38,0	92,0	16,0	2,5	43491	●
16,0	38,0	92,0	16,0	3,0	43492	●
16,0	38,0	92,0	16,0	4,0	43493	●
20,0	46,0	104,0	20,0	1,0	43453	●
20,0	46,0	104,0	20,0	2,0	43494	●
20,0	46,0	104,0	20,0	2,5	43495	●
20,0	46,0	104,0	20,0	3,0	43496	●
20,0	46,0	104,0	20,0	4,0	43497	●

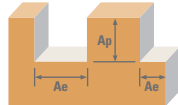
- Specially engineered step core design provides stability for aggressive ramping and rigidity when flutes are completely engaged
- Open design at axial end accommodates material flow and load reduction during machining operations
- Enhanced corner geometry with tight tolerance corner radii
- Recommended for materials ≤ 45 HRc (≤ 420 Bhn)

- STEELS
- STAINLESS STEELS
- CAST IRON
- HIGH TEMP ALLOYS
- TITANIUM
- HARDENED STEELS

- U.S. Stock Standard
- NOT STOCKED—
Call for Delivery

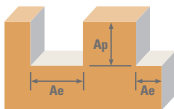
For patent information visit www.kyocera-sgstoool.com/patents

Series 33



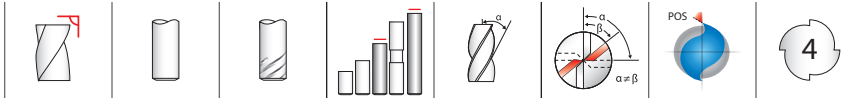
Series 33/MCR	Metric	Hardness	Ae x D ₁	Ap x D ₁	Vc (m/min)	Diameter (D ₁) (mm)								
						3	6	8	10	12	16	20		
P	CARBON STEELS 1018, 1040, 1080, 1090, 10L50, 1140, 1212, 12L15, 1525, 1536	≤ 275 Bhn or ≤ 28 HRc	Profile 	≤ 0.5	≤ 1.5	168	RPM	17773	8886	6665	5332	4443	3332	2666
						(134-201)	Fz	0.012	0.029	0.049	0.061	0.074	0.100	0.107
						Feed (mm/min)	640	768	981	981	992	998	853	
						134	RPM	14218	7109	5332	4265	3555	2666	2133
						(107-161)	Fz	0.012	0.029	0.049	0.061	0.074	0.100	0.107
						Feed (mm/min)	512	614	785	785	793	798	682	
	ALLOY STEELS 4140, 4150, 4320, 5120, 5150, 8630, 86L20, 50100	≤ 375 Bhn or ≤ 40 HRc	Profile 	≤ 0.5	≤ 1.5	96	RPM	10179	5089	3817	3054	2545	1909	1527
						(77-115)	Fz	0.010	0.022	0.036	0.045	0.055	0.074	0.080
						Feed (mm/min)	293	330	415	415	421	425	366	
						76	RPM	8078	4039	3029	2424	2020	1515	1212
						(61-91)	Fz	0.010	0.022	0.036	0.045	0.055	0.074	0.080
						Feed (mm/min)	233	262	330	330	334	337	291	
H	TOOL STEELS A2, D2, H13, L2, M2, P20, S7, T15, W2	≤ 375 Bhn or ≤ 40 HRc	Profile 	≤ 0.5	≤ 1.5	56	RPM	5978	2989	2242	1793	1495	1121	897
						(45-68)	Fz	0.007	0.017	0.030	0.037	0.043	0.059	0.064
						Feed (mm/min)	129	151	201	201	194	198	172	
						44	RPM	4686	2343	1757	1406	1171	879	703
						(35-53)	Fz	0.007	0.017	0.030	0.037	0.043	0.059	0.064
						Feed (mm/min)	101	118	157	157	152	155	135	
K	CAST IRONS (LOW & MEDIUM ALLOY) Gray, Malleable, Ductile	≤ 220 Bhn or ≤ 19 HRc	Profile 	≤ 0.5	≤ 1.5	136	RPM	14380	7190	5392	4314	3595	2696	2157
						(109-163)	Fz	0.008	0.026	0.045	0.056	0.067	0.090	0.096
						Feed (mm/min)	362	569	725	725	725	725	621	
						108	RPM	11471	5736	4302	3441	2868	2151	1721
						(87-130)	Fz	0.008	0.026	0.045	0.056	0.067	0.090	0.096
						Feed (mm/min)	289	454	578	578	578	578	496	
	CAST IRONS (HIGH ALLOY) Gray, Malleable, Ductile	≤ 260 Bhn or ≤ 26 HRc	Profile 	≤ 0.5	≤ 1.5	104	RPM	10987	5493	4120	3296	2747	2060	1648
						(83-124)	Fz	0.007	0.019	0.034	0.043	0.050	0.067	0.072
						Feed (mm/min)	237	316	422	422	415	411	356	
						82	RPM	8725	4362	3272	2617	2181	1636	1309
						(66-99)	Fz	0.007	0.019	0.034	0.043	0.050	0.067	0.072
						Feed (mm/min)	188	251	335	335	330	327	283	
M	STAINLESS STEELS (FREE MACHINING) 303, 416, 420F, 430F, 440F	≤ 275 Bhn or ≤ 28 HRc	Profile 	≤ 0.5	≤ 1.5	149	RPM	15834	7917	5938	4750	3958	2969	2375
						(119-179)	Fz	0.009	0.024	0.041	0.051	0.060	0.079	0.085
						Feed (mm/min)	433	570	722	722	712	707	608	
						119	RPM	12602	6301	4726	3781	3151	2363	1890
						(95-143)	Fz	0.009	0.024	0.041	0.051	0.060	0.079	0.085
						Feed (mm/min)	345	454	575	575	567	563	484	

continued on next page



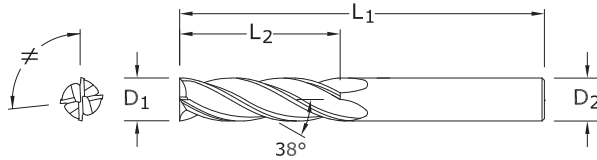
Series 33MCR Metric	Hardness	Ae x D ₁	Ap x D ₁	Vc (m/min)	Diameter (D ₁) (mm)								
					3	6	8	10	12	16	20		
M	STAINLESS STEELS (DIFFICULT) 304, 304L, 316, 316L ≤ 275 Bhn or ≤ 28 HRc	Profile 	≤ 0.5	≤ 1.5	104	RPM	10987	5493	4120	3296	2747	2060	1648
					(83-124)	Fz	0.007	0.019	0.032	0.040	0.048	0.064	0.069
					Feed (mm/min)	237	316	396	396	395	396	343	
		Slot 	1	≤ 1	82	RPM	8725	4362	3272	2617	2181	1636	1309
					(66-99)	Fz	0.007	0.019	0.032	0.040	0.048	0.064	0.069
					Feed (mm/min)	188	251	314	314	314	314	272	
	STAINLESS STEELS (PH) 13-8 PH, 15-5 PH, 17-4 PH, Custom 450 ≤ 325 Bhn or ≤ 35 HRc	Profile 	≤ 0.5	≤ 1.5	94	RPM	10017	5009	3756	3005	2504	1878	1503
					(76-113)	Fz	0.007	0.019	0.032	0.040	0.048	0.064	0.069
					Feed (mm/min)	216	288	361	361	361	361	313	
		Slot 	1	≤ 1	76	RPM	8078	4039	3029	2424	2020	1515	1212
					(61-91)	Fz	0.007	0.019	0.032	0.040	0.048	0.064	0.069
					Feed (mm/min)	174	233	291	291	291	291	252	
S	SUPER ALLOYS (NICKEL, COBALT, IRON BASE) Inconel 601, 617, 625, Incoloy, Monel 400 ≤ 300 Bhn or ≤ 32 HRc	Profile 	≤ 0.5	≤ 1.5	24	RPM	2585	1293	969	776	646	485	388
					(20-29)	Fz	0.006	0.017	0.028	0.035	0.041	0.054	0.059
					Feed (mm/min)	48	65	81	65	79	78	68	
		Slot 	1	≤ 1	20	RPM	2100	1050	788	630	525	394	315
					(16-24)	Fz	0.006	0.017	0.028	0.035	0.041	0.054	0.059
					Feed (mm/min)	39	53	66	66	64	64	55	
	SUPER ALLOYS (NICKEL, COBALT, IRON BASE) Inconel 718, X-750, Incoloy, Waspaloy, Hastelloy, Rene ≤ 400 Bhn or ≤ 43 HRc	Profile 	≤ 0.5	≤ 1.5	19	RPM	2003	1002	751	601	501	376	301
					(15-23)	Fz	0.005	0.012	0.019	0.024	0.029	0.038	0.043
					Feed (mm/min)	29	36	43	43	43	43	38	
		Slot 	1	≤ 1	15	RPM	1583	792	594	475	396	297	238
					(12-18)	Fz	0.005	0.012	0.019	0.024	0.029	0.038	0.043
					Feed (mm/min)	23	28	34	34	34	34	30	
TITANIUM ALLOYS Pure Titanium, Ti6Al4V, Ti6Al2Sn4Zr2Mo, Ti4Al4Mo2Sn0.5Si ≤ 350 Bhn or ≤ 38 HRc	Profile 	≤ 0.5	≤ 1.5	66	RPM	6947	3474	2605	2084	1737	1303	1042	
				(52-79)	Fz	0.007	0.019	0.032	0.040	0.048	0.064	0.069	
				Feed (mm/min)	150	200	250	250	250	250	217		
	Slot 	1	≤ 1	52	RPM	5493	2747	2060	1648	1373	1030	824	
				(41-62)	Fz	0.007	0.019	0.032	0.040	0.048	0.064	0.069	
				Feed (mm/min)	119	158	198	198	198	198	171		
TITANIUM ALLOYS (DIFFICULT) Ti10Al2Fe3Al, Ti5Al5V5Mo3Cr, Ti7Al4Mo, Ti3Al8V6Cr4Zr4Mo, Ti6Al6V6Sn, Ti15V3 Cr3Sn3Al ≤ 440 Bhn or ≤ 47 HRc	Profile 	≤ 0.5	≤ 1.5	23	RPM	2424	1212	909	727	606	454	364	
				(18-27)	Fz	0.007	0.019	0.032	0.040	0.048	0.064	0.069	
				Feed (mm/min)	52	70	87	87	87	87	76		
	Slot 	1	≤ 1	18	RPM	1939	969	727	582	485	364	291	
				(15-22)	Fz	0.007	0.019	0.032	0.040	0.048	0.064	0.069	
				Feed (mm/min)	42	56	70	70	70	70	60		

Bhn (Brinell) HRc (Rockwell C)
 $rpm = (Vc \times 1000) / (D_1 \times 3.14)$
 $mm/min = Fz \times 3 \times rpm$
 reduce speed and feed for materials harder than listed
 reduce feed and Ae when finish milling (.02 x D₁ maximum)
 refer to the SGS Tool Wizard for complete technical information (www.kyocera-sgstool.com)



7
FRACTIONAL SERIES

- Variable pitch allows for improved chatter suppression along with improved surface finish and enhanced tool life
- Raised land and increased core diameter designed to enhance tool life and decrease tool deflection
- Recommended for materials ≤ 45 HRc (≤ 420 Bhn)



inch				EDP NO.	STOCK
CUTTING DIAMETER D ₁	LENGTH OF CUT L ₂	OVERALL LENGTH L ₁	SHANK DIAMETER D ₂	Ti-NAMITE-X	
1/8	3/4	2-1/4	1/8	70470	●
1/8	1	3	1/8	70471	●
3/16	3/4	2-1/2	3/16	70472	●
3/16	1-1/8	3	3/16	70473	●
1/4	1-1/8	3	1/4	70474	●
1/4	1-1/2	4	1/4	70475	●
5/16	1-1/8	3	5/16	70476	●
5/16	1-5/8	4	5/16	70477	●
3/8	1-1/8	3	3/8	70478	●
3/8	1-3/4	4	3/8	70479	●
7/16	2	4-1/2	7/16	70480	●
7/16	3	6	7/16	70481	●
1/2	2	4-1/2	1/2	70482	●
1/2	3	6	1/2	70483	●
5/8	2-1/4	5	5/8	70484	●
5/8	3	6	5/8	70485	●
3/4	2-1/4	5	3/4	70486	●
3/4	3	6	3/4	70487	●
1	2-1/4	5	1	70488	●
1	3	6	1	70489	●

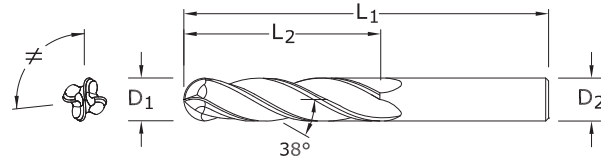
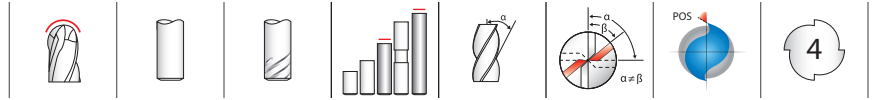
TOLERANCES (inch)

D₁ = +0.0000/-0.0020
D₂ = h₆

- STEELS
- STAINLESS STEELS
- CAST IRON
- HIGH TEMP ALLOYS
- TITANIUM
- HARDENED STEELS

- U.S. Stock Standard
- NOT STOCKED—
Call for Delivery

For patent information
visit www.kyocera-sgstool.com/patents



7B
FRACTIONAL SERIES

TOLERANCES (inch)

$D_1 = +0.0000/-0.0020$

$D_2 = h_6$

- STEELS
- STAINLESS STEELS
- CAST IRON
- HIGH TEMP ALLOYS
- TITANIUM
- HARDENED STEELS

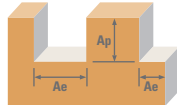
- U.S. Stock Standard
- NOT STOCKED—
Call for Delivery

For patent information
visit www.kyocera-sgstool.com/patents

CUTTING DIAMETER D_1	LENGTH OF CUT L_2	OVERALL LENGTH L_1	SHANK DIAMETER D_2	EDP NO.	STOCK
				Ti-NAMITE-X	
1/8	3/4	2-1/4	1/8	70441	●
1/8	1	3	1/8	70442	●
3/16	3/4	2-1/2	3/16	70444	●
3/16	1-1/8	3	3/16	70445	●
1/4	1-1/8	3	1/4	70447	●
1/4	1-1/2	4	1/4	70448	●
5/16	1-1/8	3	5/16	70450	●
5/16	1-5/8	4	5/16	70451	●
3/8	1-1/8	3	3/8	70453	●
3/8	1-3/4	4	3/8	70454	●
7/16	2	4-1/2	7/16	70456	●
7/16	3	6	7/16	70457	●
1/2	2	4-1/2	1/2	70459	●
1/2	3	6	1/2	70460	●
5/8	2-1/4	5	5/8	70462	●
5/8	3	6	5/8	70463	●
3/4	2-1/4	5	3/4	70465	●
3/4	3	6	3/4	70466	●
1	2-1/4	5	1	70468	●
1	3	6	1	70469	●

- Variable pitch allows for improved chatter suppression along with improved surface finish and enhanced tool life
- Raised land and increased core diameter designed to enhance tool life and decrease tool deflection
- Ball nose design ideal for finishing operations in complex workpieces
- Recommended for materials ≤ 45 HRc (≤ 420 Bhn)

FRACTIONAL Series 7



Series 7, 7B Fractional	Hardness	Finish	Ae x D ₁	Ap x D ₁	Vc (sfm)	Diameter (D ₁) (inch)								
						1/8	1/4	3/8	1/2	5/8	3/4	1		
P	CARBON STEELS 1018, 1040, 1080, 1090, 10L50, 1140, 1212, 12L15, 1525, 1536	≤ 275 Bhn or ≤ 28 HRc	Finish	≤ 0.02	≤ 2	480	RPM	14669	7334	4890	3667	2934	2445	1834
						(384-576)	Fz	0.0004	0.0010	0.0019	0.0025	0.0032	0.0033	0.0035
						Feed (ipm)	23.5	29.3	37.2	36.7	37.6	32.3	25.7	
P	ALLOY STEELS 4140, 4150, 4320, 5120, 5150, 8630, 86L20, 50100	≤ 375 Bhn or ≤ 40 HRc	Finish	≤ 0.02	≤ 2	275	RPM	8404	4202	2801	2101	1681	1401	1051
						(220-330)	Fz	0.0003	0.0007	0.0014	0.0018	0.0023	0.0024	0.0026
						Feed (ipm)	10.1	11.8	15.7	15.1	15.5	13.4	10.9	
H	TOOL STEELS A2, D2, H13, L2, M2, P20, S7, T15, W2	≤ 375 Bhn or ≤ 40 HRc	Finish	≤ 0.02	≤ 2	230	RPM	7029	3514	2343	1757	1406	1171	879
						(184-276)	Fz	0.0002	0.0006	0.0012	0.0016	0.0020	0.0021	0.0022
						Feed (ipm)	5.6	8.4	11.2	11.2	11.2	9.8	7.7	
K	CAST IRONS (LOW & MEDIUM ALLOY) Gray, Malleable, Ductile	≤ 220 Bhn or ≤ 19 HRc	Finish	≤ 0.02	≤ 2	605	RPM	18489	9244	6163	4622	3698	3081	2311
						(484-726)	Fz	0.0006	0.0015	0.0028	0.0037	0.0046	0.0047	0.0051
						Feed (ipm)	44.4	55.5	69.0	68.4	68.0	57.9	47.1	
K	CAST IRONS (HIGH ALLOY) Gray, Malleable, Ductile	≤ 260 Bhn or ≤ 26 HRc	Finish	≤ 0.02	≤ 2	465	RPM	14210	7105	4737	3553	2842	2368	1776
						(372-558)	Fz	0.0004	0.0011	0.0021	0.0028	0.0034	0.0036	0.0039
						Feed (ipm)	22.7	31.3	39.8	39.8	38.7	34.1	27.7	
M	STAINLESS STEELS (FREE MACHINING) 303, 416, 420F, 430F, 440F	≤ 275 Bhn or ≤ 28 HRc	Finish	≤ 0.02	≤ 2	420	RPM	12835	6418	4278	3209	2567	2139	1604
						(336-504)	Fz	0.0004	0.0010	0.0019	0.0025	0.0032	0.0033	0.0035
						Feed (ipm)	20.5	25.7	32.5	32.1	32.9	28.2	22.5	
M	STAINLESS STEELS (DIFFICULT) 304, 304L, 316, 316L	≤ 275 Bhn or ≤ 28 HRc	Finish	≤ 0.02	≤ 2	290	RPM	8862	4431	2954	2216	1772	1477	1108
						(232-348)	Fz	0.0003	0.0007	0.0014	0.0018	0.0023	0.0024	0.0026
						Feed (ipm)	10.6	12.4	16.5	16.0	16.3	14.2	11.5	
M	STAINLESS STEELS (PH) 13-8 PH, 15-5 PH, 17-4 PH, Custom 450	≤ 325 Bhn or ≤ 35 HRc	Finish	≤ 0.02	≤ 2	265	RPM	8098	4049	2699	2025	1620	1350	1012
						(212-318)	Fz	0.0003	0.0007	0.0014	0.0018	0.0023	0.0024	0.0026
						Feed (ipm)	9.7	11.3	15.1	14.6	14.9	13.0	10.5	
S	SUPER ALLOYS (NICKEL, COBALT, IRON BASE) Inconel 601, 617, 625, Incoloy, Monel 400	≤ 300 Bhn or ≤ 32 HRc	Finish	≤ 0.02	≤ 2	80	RPM	2445	1222	815	611	489	407	306
						(64-96)	Fz	0.0003	0.0007	0.0014	0.0018	0.0023	0.0024	0.0026
						Feed (ipm)	2.9	3.4	4.6	4.4	4.5	3.9	3.2	
S	SUPER ALLOYS (NICKEL, COBALT, IRON BASE) Inconel 718, X-750, Incoloy, Waspaloy, Hastelloy, Rene	≤ 400 Bhn or ≤ 43 HRc	Finish	≤ 0.02	≤ 2	65	RPM	1986	993	662	497	397	331	248
						(52-78)	Fz	0.0002	0.0006	0.0010	0.0014	0.0017	0.0018	0.0019
						Feed (ipm)	1.6	2.4	2.6	2.8	2.7	2.4	1.9	
S	TITANIUM ALLOYS Pure Titanium, Ti6Al4V, Ti6Al2Sn4Zr2Mo, Ti4Al4Mo2Sn0.5Si	≤ 350 Bhn or ≤ 38 HRc	Finish	≤ 0.02	≤ 2	300	RPM	9168	4584	3056	2292	1834	1528	1146
						(240-360)	Fz	0.0004	0.0011	0.0021	0.0028	0.0034	0.0036	0.0039
						Feed (ipm)	14.7	20.2	25.7	25.7	24.9	22.0	17.9	
S	TITANIUM ALLOYS (DIFFICULT) Ti10Al2Fe3Al, Ti5Al5V5Mo3Cr, Ti7Al4Mo, Ti3Al8V6Cr4Zr4Mo, Ti6Al6V6Sn, Ti15V3 Cr3Sn3Al	≤ 440 Bhn or ≤ 47 HRc	Finish	≤ 0.02	≤ 2	105	RPM	3209	1604	1070	802	642	535	401
						(84-126)	Fz	0.0004	0.0011	0.0021	0.0028	0.0034	0.0036	0.0039
						Feed (ipm)	5.1	7.1	9.0	9.0	8.7	7.7	6.3	

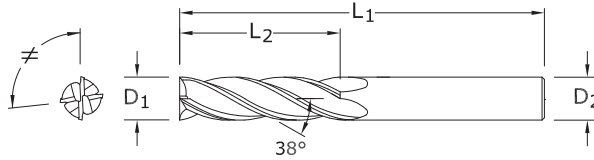
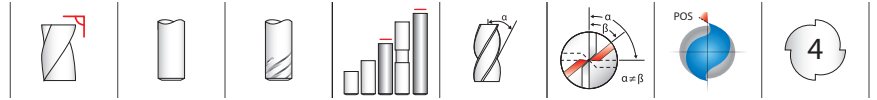
Bhn (Brinell) HRc (Rockwell C)

rpm = Vc x 3.82 / D₁

ipm = Fz x 4 x rpm

reduce speed and feed for materials harder than listed

refer to the SGS Tool Wizard for complete technical information (www.kyocera-sgstool.com)



7M
METRIC SERIES

TOLERANCES (inch)

$D_1 = +0.0000/-0.0020$

$D_2 = h_6$

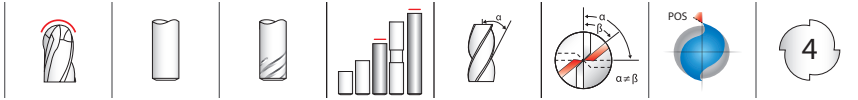
- STEELS
- STAINLESS STEELS
- CAST IRON
- HIGH TEMP ALLOYS
- TITANIUM
- HARDENED STEELS

- U.S. Stock Standard
- NOT STOCKED—
Call for Delivery

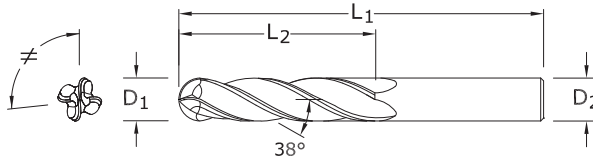
For patent information
visit www.kyocera-sgstool.com/patents

mm				EDP NO.	STOCK
CUTTING DIAMETER D_1	LENGTH OF CUT L_2	OVERALL LENGTH L_1	SHANK DIAMETER D_2	Ti-NAMITE-X	
3,0	25,0	75,0	3,0	70551	●
4,0	25,0	75,0	4,0	70552	●
5,0	25,0	75,0	5,0	70553	●
6,0	25,0	75,0	6,0	70554	●
8,0	25,0	75,0	8,0	70555	●
10,0	38,0	100,0	10,0	70556	●
12,0	50,0	100,0	12,0	70557	●
12,0	75,0	150,0	12,0	70558	●
14,0	75,0	150,0	14,0	70559	●
16,0	75,0	150,0	16,0	70560	●
18,0	75,0	150,0	18,0	70561	●
20,0	75,0	150,0	20,0	70562	●
25,0	75,0	150,0	25,0	70563	●

- Variable pitch allows for improved chatter suppression along with improved surface finish and enhanced tool life
- Raised land and increased core diameter designed to enhance tool life and decrease tool deflection
- Recommended for materials ≤ 45 HRc (≤ 420 Bhn)



7MB
METRIC SERIES



- Variable pitch allows for improved chatter suppression along with improved surface finish and enhanced tool life
- Raised land and increased core diameter designed to enhance tool life and decrease tool deflection
- Ball nose design ideal for finishing operations in complex workpieces
- Recommended for materials ≤ 45 HRC (≤ 420 Bhn)

mm				EDP NO.	STOCK
CUTTING DIAMETER D ₁	LENGTH OF CUT L ₂	OVERALL LENGTH L ₁	SHANK DIAMETER D ₂	Ti-NAMITE-X	
3,0	25,0	75,0	3,0	70527	●
4,0	25,0	75,0	4,0	70529	●
5,0	25,0	75,0	5,0	70531	●
6,0	25,0	75,0	6,0	70533	●
8,0	25,0	75,0	8,0	70535	●
10,0	38,0	100,0	10,0	70537	●
12,0	50,0	100,0	12,0	70539	●
12,0	75,0	150,0	12,0	70540	●
14,0	75,0	150,0	14,0	70542	●
16,0	75,0	150,0	16,0	70544	●
18,0	75,0	150,0	18,0	70546	●
20,0	75,0	150,0	20,0	70548	●
25,0	75,0	150,0	25,0	70550	●

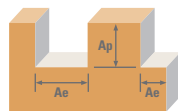
TOLERANCES (mm)

D₁ = +0,000/+0,050
D₂ = h₆

- STEELS
- STAINLESS STEELS
- CAST IRON
- HIGH TEMP ALLOYS
- TITANIUM
- HARDENED STEELS

- U.S. Stock Standard
- NOT STOCKED—
Call for Delivery

For patent information
visit www.kyocera-sgstool.com/patents



Series 7M, 7MB Metric	Hardness	Finish	Ae x D ₁	Ap x D ₁	Vc (m/min)	Diameter (D ₁) (mm)									
						3	6	8	10	12	16	20	25		
P	CARBON STEELS 1018, 1040, 1080, 1090, 10L50, 1140, 1212, 12L15, 1525, 1536	≤ 275 Bhn or ≤ 28 HRc	Finish	≤ 0.02	≤ 2	146	RPM	15511	7755	5816	4653	3878	2908	2327	1861
						(117-176)	Fz	0.0166	0.043	0.075	0.093	0.110	0.125	0.147	0.160
						Feed (mm/min)	1030	1334	1745	1731	1706	1454	1368	1191	
P	ALLOY STEELS 4140, 4150, 4320, 5120, 5150, 8630, 86L20, 50100	≤ 375 Bhn or ≤ 40 HRc	Finish	≤ 0.02	≤ 2	84	RPM	8886	4443	3332	2666	2222	1666	1333	1066
						(67-101)	Fz	0.0122	0.034	0.051	0.069	0.082	0.091	0.109	0.120
						Feed (mm/min)	434	604	680	736	729	606	581	512	
H	TOOL STEELS A2, D2, H13, L2, M2, P20, S7, T15, W2	≤ 375 Bhn or ≤ 40 HRc	Finish	≤ 0.02	≤ 2	70	RPM	7432	3716	2787	2230	1858	1394	1115	892
						(56-84)	Fz	0.0070	0.019	0.040	0.043	0.048	0.057	0.064	0.070
						Feed (mm/min)	208	282	446	384	357	318	285	250	
K	CAST IRONS (LOW & MEDIUM ALLOY) Gray, Malleable, Ductile	≤ 220 Bhn or ≤ 19 HRc	Finish	≤ 0.02	≤ 2	184	RPM	19550	9775	7331	5865	4887	3666	2932	2346
						(148-221)	Fz	0.0132	0.036	0.052	0.075	0.089	0.099	0.117	0.130
						Feed (mm/min)	1032	1408	1525	1759	1740	1452	1372	1220	
K	CAST IRONS (HIGH ALLOY) Gray, Malleable, Ductile	≤ 260 Bhn or ≤ 26 HRc	Finish	≤ 0.02	≤ 2	142	RPM	15026	7513	5635	4508	3756	2817	2254	1803
						(113-170)	Fz	0.0132	0.036	0.052	0.075	0.089	0.099	0.117	0.130
						Feed (mm/min)	793	1082	1172	1352	1337	1116	1055	938	
M	STAINLESS STEELS (FREE MACHINING) 303, 416, 420F, 430F, 440F	≤ 275 Bhn or ≤ 28 HRc	Finish	≤ 0.02	≤ 2	128	RPM	13572	6786	5089	4072	3393	2545	2036	1629
						(102-154)	Fz	0.0086	0.024	0.040	0.048	0.058	0.065	0.077	0.087
						Feed (mm/min)	467	651	814	782	787	662	627	567	
M	STAINLESS STEELS (DIFFICULT) 304, 304L, 316, 316L	≤ 275 Bhn or ≤ 28 HRc	Finish	≤ 0.02	≤ 2	88	RPM	9371	4686	3514	2811	2343	1757	1406	1125
						(71-106)	Fz	0.0082	0.022	0.037	0.045	0.048	0.060	0.072	0.078
						Feed (mm/min)	307	412	520	506	450	422	405	351	
M	STAINLESS STEELS (PH) 13-8 PH, 15-5 PH, 17-4 PH, Custom 450	≤ 325 Bhn or ≤ 35 HRc	Finish	≤ 0.02	≤ 2	81	RPM	8563	4282	3211	2569	2141	1606	1284	1028
						(65-97)	Fz	0.0070	0.019	0.029	0.040	0.048	0.055	0.064	0.070
						Feed (mm/min)	240	325	372	411	411	353	329	288	
S	SUPER ALLOYS (NICKEL, COBALT, IRON BASE) Inconel 601, 617, 625, Incoloy, Monel 400	≤ 300 Bhn or ≤ 32 HRc	Finish	≤ 0.02	≤ 2	24	RPM	2585	1293	969	776	646	485	388	310
						(20-29)	Fz	0.0072	0.019	0.029	0.037	0.046	0.053	0.061	0.085
						Feed (mm/min)	74	98	112	90	119	103	95	105	
S	SUPER ALLOYS (NICKEL, COBALT, IRON BASE) Inconel 718, X-750, Incoloy, Waspaloy, Hastelloy, Rene	≤ 400 Bhn or ≤ 43 HRc	Finish	≤ 0.02	≤ 2	20	RPM	2100	1050	788	630	525	394	315	252
						(16-24)	Fz	0.0075	0.016	0.021	0.030	0.038	0.044	0.051	0.070
						Feed (mm/min)	63	67	66	76	80	69	64	71	
S	TITANIUM ALLOYS Pure Titanium, Ti6Al4V, Ti6Al2Sn4Zr2Mo, Ti4Al4Mo2Sn0.5Si	≤ 350 Bhn or ≤ 38 HRc	Finish	≤ 0.02	≤ 2	91	RPM	9694	4847	3635	2908	2424	1818	1454	1163
						(73-110)	Fz	0.0091	0.024	0.004	0.005	0.060	0.070	0.080	0.088
						Feed (mm/min)	353	465	51	59	582	509	465	409	
S	TITANIUM ALLOYS (DIFFICULT) Ti10Al2Fe3Al, Ti5Al5V5Mo3Cr, Ti7Al4Mo, Ti3Al8V6Cr4Zr4Mo, Ti6Al6V6Sn, Ti15V3 Cr3Sn3Al	≤ 440 Bhn or ≤ 47 HRc	Finish	≤ 0.02	≤ 2	32	RPM	3393	1696	1272	1018	848	636	509	407
						(26-38)	Fz	0.0082	0.019	0.029	0.037	0.046	0.053	0.061	0.085
						Feed (mm/min)	111	129	148	151	156	135	124	138	

Bhn (Brinell) HRc (Rockwell C)
 rpm = (Vc x 1000) / (D₁ x 3.14)
 mm/min = Fz x 4 x rpm
 reduce speed and feed for materials harder than listed
 refer to the SGS Tool Wizard for complete technical information (www.kyocera-sgstool.com)

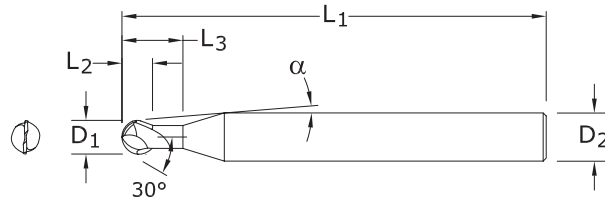
FRACTIONAL Turbo-Carb



56B

FRACTIONAL SERIES

- Short flute length and rigid design to reduce deflection
- S-Gash Ball geometry minimizes load and heat produced during the cutting process, ultimately enhancing tool life
- Ideal for machining complex contoured shapes in hardened steels
- Recommended for materials 35 to 60 HRc (327 to 654 Bhn)



CUTTING DIAMETER D ₁	LENGTH OF CUT L ₂	inch			REACH L ₃	EDP NO. Ti-NAMITE-X	STOCK
		OVERALL LENGTH L ₁	SHANK DIAMETER D ₂	α			
1/32	1/32	3	1/4	8°20'	1/16	93272	●
1/16	1/16	3	1/4	7°40'	1/8	93273	●
3/32	3/32	3	1/4	6°50'	3/16	93274	●
1/8	1/8	3	1/4	6°	1/4	93275	●
3/16	3/16	3	1/4	3°35'	3/8	93276	●
1/4	1/4	3-1/2	1/4	–	1/2	93277	●
5/16	5/16	4	5/16	–	5/8	93278	●
3/8	3/8	4	3/8	–	3/4	93279	●
1/2	1/2	4-1/2	1/2	–	1	93280	●
5/8	5/8	5-1/2	5/8	–	1-1/4	93281	●
3/4	3/4	6-1/2	3/4	–	1-1/2	93282	●

Neck Option Available

TOLERANCES (inch)

1/32–3/32 DIAMETER

D₁ = +0.0000/–0.0010

D₂ = h₆

>3/32–1/4 DIAMETER

D₁ = +0.0000/–0.0012

D₂ = h₆

>1/4–3/8 DIAMETER

D₁ = +0.0000/–0.0016

D₂ = h₆

>3/8–3/4 DIAMETER

D₁ = +0.0000/–0.0020

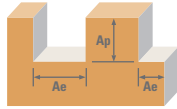
D₂ = h₆

HARDENED STEELS

● U.S. Stock Standard

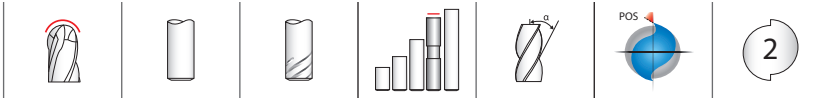
■ NOT STOCKED—
Call for Delivery

For patent information
visit www.kyocera-sgstool.com/patents



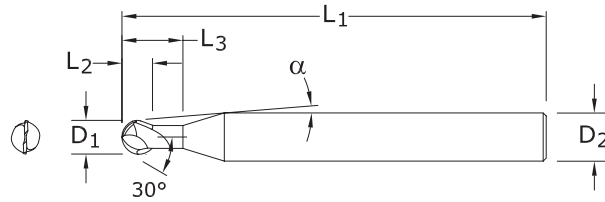
Series 56B	Fractional	Hardness	Ae x D ₁	Ap x D ₁	Vc (sfm)	Diameter (D ₁) (inch)									
						1/32	1/16	1/8	3/16	1/4	3/8	1/2	3/4		
H	TOOL STEELS MOLD AND DIE STEEL 300M, 4340, 52100, HP-9-4-20, M50, A2, D2, H13, L2, M2, P20, S7, T15, W2	≤ 375 Bhn or ≤ 40 HRc	Rough 	≤ 0.4	≤ 0.1	625	RPM	76400	38200	19100	12733	9550	6367	4775	3183
						(500-750)	Fz	0.0006	0.0015	0.0030	0.0040	0.0050	0.0080	0.0100	0.0120
						Feed (ipm)	92	115	115	102	96	102	96	76	
		≤ 475 Bhn or ≤ 50 HRc	HSM 	≤ 0.4	≤ 0.03	950	RPM	116128	58064	29032	19355	14516	9677	7258	4839
						(760-1140)	Fz	0.0007	0.0017	0.0033	0.0044	0.0060	0.0088	0.0110	0.0130
						Feed (ipm)	163	197	192	170	174	170	160	126	
	TOOL STEELS MOLD AND DIE STEEL 300M, 4340, 52100, HP-9-4-20, M50, A2, D2, H13, L2, M2, P20, S7, T15, W2	≤ 475 Bhn or ≤ 50 HRc	Rough 	≤ 0.4	≤ 0.05	750	RPM	91680	45840	22920	15280	11460	7640	5730	3820
						(600-900)	Fz	0.0005	0.0011	0.0023	0.0030	0.0038	0.0060	0.0075	0.0085
						Feed (ipm)	92	101	105	92	87	92	86	65	
		≤ 655 Bhn or ≤ 60 HRc	HSM 	≤ 0.4	≤ 0.02	1150	RPM	140576	70288	35144	23429	17572	11715	8786	5857
						(920-1380)	Fz	0.0006	0.0012	0.0025	0.0033	0.0042	0.0066	0.0082	0.0100
						Feed (ipm)	169	169	176	155	148	155	144	117	
TOOL STEELS MOLD AND DIE STEEL 300M, 4340, 52100, HP-9-4-20, M50, A2, D2, H13, L2, M2, P20, S7, T15, W2	≤ 655 Bhn or ≤ 60 HRc	Rough 	≤ 0.4	≤ 0.04	500	RPM	61120	30560	15280	10187	7640	5093	3820	2547	
					(400-600)	Fz	0.0004	0.0008	0.0017	0.0023	0.0029	0.0045	0.0057	0.0063	
					Feed (ipm)	49	49	52	47	44	46	44	32		
	≤ 655 Bhn or ≤ 60 HRc	HSM 	≤ 0.4	≤ 0.01	1000	RPM	122240	61120	30560	20373	15280	10187	7640	5093	
					(800-1200)	Fz	0.0005	0.0009	0.0019	0.0025	0.0032	0.0050	0.0063	0.0071	
					Feed (ipm)	122	110	116	102	98	102	96	72		

Bhn (Brinell) HRc (Rockwell C) HSM (High Speed Machining)
 $rpm = Vc \times 3.82 / D_1$
 $ipm = Fz \times 2 \times rpm$
 reduce speed and feed for materials harder than listed
 reduce feed and Ae when finish milling (.02 x D₁ maximum)
 refer to the SGS Tool Wizard for complete technical information (www.kyocera-sgstool.com)



56MB METRIC SERIES

- Short flute length and rigid design to reduce deflection
- S-Gash Ball geometry minimizes load and heat produced during the cutting process, ultimately enhancing tool life
- Ideal for machining complex contoured shapes in hardened steels
- Recommended for materials 35 to 60 HRc (327 to 654 Bhn)



CUTTING DIAMETER D ₁	LENGTH OF CUT L ₂	mm				REACH L ₃	EDP NO. Ti-NAMITE-X	STOCK
		OVERALL LENGTH L ₁	SHANK DIAMETER D ₂	α				
1,0	1,0	76,0	6,0	8°10'	2,0	91349	●	
1,5	1,5	76,0	6,0	7°45'	3,0	91350	●	
2,0	2,0	76,0	6,0	7°10'	4,0	91351	●	
2,5	2,5	76,0	6,0	6°35'	5,0	91352	●	
3,0	3,0	76,0	6,0	6°	6,0	91353	●	
4,0	4,0	76,0	6,0	4°30'	8,0	91354	●	
5,0	5,0	89,0	6,0	2°30'	10,0	91355	●	
6,0	6,0	89,0	6,0	—	12,0	91356	●	
8,0	8,0	102,0	8,0	—	16,0	91357	●	
10,0	10,0	102,0	10,0	—	20,0	91358	●	
12,0	12,0	114,0	12,0	—	24,0	91359	●	
16,0	16,0	140,0	16,0	—	32,0	91360	●	
20,0	20,0	165,0	20,0	—	40,0	91361	●	

Neck Option Available

TOLERANCES (mm)

1–2,5 DIAMETER

D₁ = +0,000/–0,025
D₂ = h₆

>2,5–6 DIAMETER

D₁ = +0,000/–0,030
D₂ = h₆

>6–10 DIAMETER

D₁ = +0,000/–0,040
D₂ = h₆

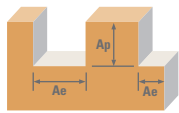
>10–20 DIAMETER







D₁ = +0,000/–0,050
D₂ = h₆

HARDENED STEELS

- U.S. Stock Standard
- NOT STOCKED—
Call for Delivery

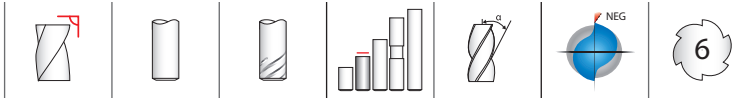
For patent information visit www.kyocera-sgstool.com/patents



Series 56MB Metric	Hardness	Ae x D ₁	Ap x D ₁	Vc (m/min)	Diameter (D ₁) (mm)									
					1	1.5	3	5	6	10	12	20		
H	TOOL STEELS MOLD AND DIE STEEL 300M, 4340, 52100, HP-9-4-20, M50, A2, D2, H13, L2, M2, P20, S7, T15, W2 ≤ 375 Bhn or ≤ 40 HRc	Rough 	≤ 0.4	≤ 0.1	191	RPM	60748	40498	20249	12150	10125	6075	5062	3037
					(153-229)	Fz	0.015	0.038	0.076	0.102	0.127	0.203	0.254	0.305
					Feed (mm/min)	1822	3078	3078	2479	2572	2466	2572	1853	
		HSM 	≤ 0.4	≤ 0.03	290	RPM	92235	61490	46117	18447	15372	9223	7686	4612
					(232-348)	Fz	0.018	0.043	0.084	0.112	0.117	0.224	0.279	0.330
					Feed (mm/min)	3320	5288	7748	4132	3597	4132	4289	3044	
	TOOL STEELS MOLD AND DIE STEEL 300M, 4340, 52100, HP-9-4-20, M50, A2, D2, H13, L2, M2, P20, S7, T15, W2 ≤ 475 Bhn or ≤ 50 HRc	Rough 	≤ 0.4	≤ 0.05	229	RPM	72833	48556	24278	14567	12139	7283	6069	3642
					(183-275)	Fz	0.013	0.028	0.058	0.076	0.097	0.152	0.191	0.216
					Feed (mm/min)	1894	2719	2816	2214	2355	2214	2319	1573	
		HSM 	≤ 0.4	≤ 0.02	351	RPM	111636	74424	37212	22327	18606	11164	9303	5582
					(281-421)	Fz	0.015	0.030	0.064	0.084	0.107	0.168	0.208	0.254
					Feed (mm/min)	3349	4465	4763	3751	3982	3751	3870	2836	
TOOL STEELS MOLD AND DIE STEEL 300M, 4340, 52100, HP-9-4-20, M50, A2, D2, H13, L2, M2, P20, S7, T15, W2 ≤ 655 Bhn or ≤ 60 HRc	Rough 	≤ 0.4	≤ 0.04	152	RPM	48344	32229	16115	9669	8057	4834	4029	2417	
				(122-182)	Fz	0.010	0.020	0.043	0.058	0.074	0.114	0.145	0.160	
				Feed (mm/min)	967	1289	1386	1122	1192	1102	1168	773		
	HSM 	≤ 0.4	≤ 0.01	305	RPM	97005	64670	32335	19401	16168	9701	8084	4850	
				(244-366)	Fz	0.013	0.023	0.048	0.064	0.081	0.127	0.160	0.180	
				Feed (mm/min)	2522	2975	3104	2483	2619	2464	2587	1746		

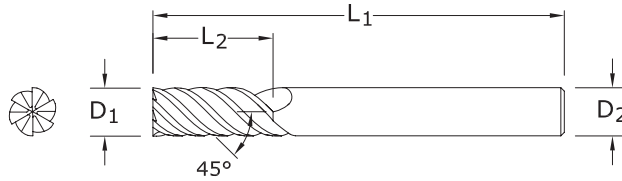
Bhn (Brinell) HRc (Rockwell C) HSM (High Speed Machining)
 $rpm = (Vc \times 1000) / (D_1 \times 3.14)$
 $mm/min = Fz \times 2 \times rpm$
 reduce speed and feed for materials harder than listed
 reduce feed and Ae when finish milling (.02 x D₁ maximum)
 refer to the SGS Tool Wizard for complete technical information (www.kyocera-sgstool.com)

FRACTIONAL Power-Carb



57 FRACTIONAL SERIES

- Ideal in Trochoidal milling applications in hardened steels and dry machining
- Short flute length and large core design to reduce deflection
- Unsurpassed edge strength with extreme negative rake and eccentric relief
- Recommended for materials 45 to 65 HRc (421 to 739 Bhn)



inch				EDP NO.	STOCK
CUTTING DIAMETER D ₁	LENGTH OF CUT L ₂	OVERALL LENGTH L ₁	SHANK DIAMETER D ₂	Ti-NAMITE-X	
1/4	17/32	3-1/2	1/4	36140	●
5/16	11/16	4	5/16	36141	●
3/8	13/16	4	3/8	36142	●
1/2	1-3/32	4-1/2	1/2	36143	●

Neck Option Available

TOLERANCES (inch)

1/4 DIAMETER

D₁ = +0.0000/-0.0012

D₂ = h₆

5/16 DIAMETER

D₁ = +0.0000/-0.0016

D₂ = h₆

3/8 DIAMETER

D₁ = +0.0000/-0.0016

D₂ = h₆

1/2 DIAMETER

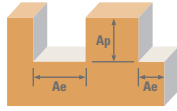
D₁ = +0.0000/-0.0020

D₂ = h₆

HARDENED STEELS

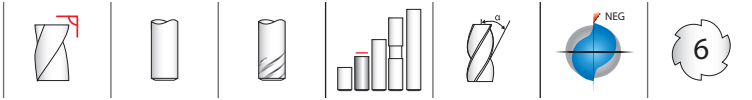
- U.S. Stock Standard
- NOT STOCKED—
Call for Delivery

For patent information
visit www.kyocera-sgstool.com/patents

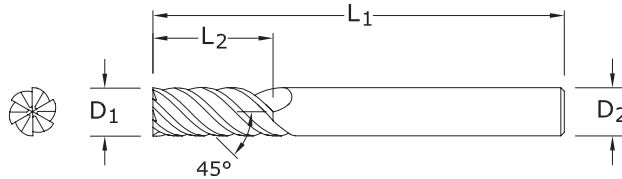


Series 57 Fractional	Hardness	Ae x D ₁	Ap x D ₁	Vc (sfm)	Diameter (D ₁) (inch)				
					1/4	5/16	3/8	1/2	
TOOL STEELS MOLD AND DIE STEEL 300M, 4340, 52100, HP-9-4-20, M50, A2, D2, H13, L2, M2, P20, S7, T15, W2	Slot 	1	≤ 0.3	215	RPM	3285	2628	2190	1643
				(172-258)	Fz	0.0013	0.0019	0.0025	0.0031
					Feed (ipm)	26	30	33	31
	Profile 	≤ 0.1	≤ 1.5	265	RPM	4049	3239	2699	2025
				(212-318)	Fz	0.0018	0.0026	0.0035	0.0044
					Feed (ipm)	44	51	57	53
	HSM 	≤ 0.04	≤ 1.5	560	RPM	8557	6845	5705	4278
				(448-672)	Fz	0.0022	0.0033	0.0044	0.0055
					Feed (ipm)	113	136	151	141
TOOL STEELS MOLD AND DIE STEEL 300M, 4340, 52100, HP-9-4-20, M50, A2, D2, H13, L2, M2, P20, S7, T15, W2	Slot 	1	≤ 0.3	120	RPM	1834	1467	1222	917
				(96-144)	Fz	0.0010	0.0015	0.0020	0.0025
					Feed (ipm)	11	13	15	14
	Profile 	≤ 0.1	≤ 1.5	150	RPM	2292	1834	1528	1146
				(120-180)	Fz	0.0014	0.0021	0.0028	0.0035
					Feed (ipm)	19	23	26	24
	HSM 	≤ 0.04	≤ 1.5	490	RPM	7487	5990	4991	3744
				(392-588)	Fz	0.0018	0.0026	0.0035	0.0044
					Feed (ipm)	81	93	105	99
TOOL STEELS MOLD AND DIE STEEL 300M, 4340, 52100, HP-9-4-20, M50, A2, D2, H13, L2, M2, P20, S7, T15, W2	Slot 	1	≤ 0.3	65	RPM	993	795	662	497
				(52-78)	Fz	0.0008	0.0011	0.0015	0.0019
					Feed (ipm)	5	5	6	6
	Profile 	≤ 0.1	≤ 1.5	80	RPM	1222	978	815	611
				(64-96)	Fz	0.0011	0.0016	0.0021	0.0026
					Feed (ipm)	8	9	10	10
	HSM 	≤ 0.04	≤ 1.5	250	RPM	3820	3056	2547	1910
				(200-300)	Fz	0.0013	0.0019	0.0025	0.0031
					Feed (ipm)	30	35	38	36

Bhn (Brinell) HRc (Rockwell C) HSM (High Speed Machining)
 $rpm = Vc \times 3.82 / D_1$
 $ipm = Fz \times 6 \times rpm$
 reduce speed and feed for materials harder than listed
 reduce feed and Ae when finish milling (.02 x D₁ maximum)
 refer to the SGS Tool Wizard for complete technical information (www.kyocera-sgstool.com)



57M METRIC SERIES



- Ideal in Trochoidal milling applications in hardened steels and dry machining
- Short flute length and large core design to reduce deflection
- Unsurpassed edge strength with extreme negative rake and eccentric relief
- Recommended for materials 45 to 65 HRc (421 to 739 Bhn)

mm				EDP NO.	STOCK
CUTTING DIAMETER D ₁	LENGTH OF CUT L ₂	OVERALL LENGTH L ₁	SHANK DIAMETER D ₂	Ti-NAMITE-X	
6,0	13,0	89,0	6,0	46140	●
8,0	18,0	102,0	8,0	46141	●
10,0	22,0	102,0	10,0	46142	●
12,0	26,0	114,0	12,0	46143	●
16,0	32,0	140,0	16,0	46145	■
20,0	38,0	165,0	20,0	46147	■

Neck Option Available

TOLERANCES (mm)

6 DIAMETER

D₁ = +0,000/-0,030
D₂ = h₆

8 DIAMETER

D₁ = +0,000/-0,040
D₂ = h₆

10 DIAMETER

D₁ = +0,000/-0,040
D₂ = h₆

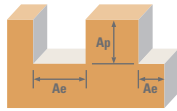
12-20 DIAMETER










D₁ = +0,000/-0,050
D₂ = h₆

HARDENED STEELS

- U.S. Stock Standard
- NOT STOCKED—
Call for Delivery

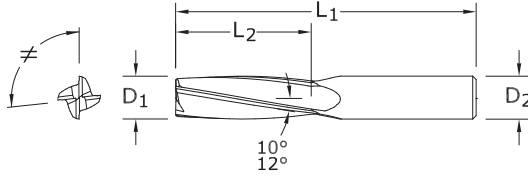
For patent information
visit www.kyocera-sgtool.com/patents



Series 57M Metric	Hardness	Ae x D ₁	Ap x D ₁	Vc (m/min)	Diameter (D ₁) (mm)							
					6	8	10	12	16	20		
TOOL STEELS MOLD AND DIE STEEL 300M, 4340, 52100, HP-9-4-20, M50, A2, D2, H13, L2, M2, P20, S7, T15, W2	≤ 420 Bhn or ≤ 45 HRc	Slot 	1	≤ 0.3	66	RPM	3499	2624	2099	1749	1312	1050
					(53-79)	Fz	0.032	0.048	0.064	0.079	0.094	0.109
					Feed (mm/min)	672	756	806	829	740	686	
	Profile 	≤ 0.1	≤ 1.5	81	RPM	4294	3220	2576	2147	1610	1288	
				(65-97)	Fz	0.046	0.066	0.089	0.112	0.132	0.152	
				Feed (mm/min)	1185	1275	1376	1443	1275	1175		
	HSM 	≤ 0.04	≤ 1.5	171	RPM	9064	6798	5439	4532	3399	2719	
				(137-205)	Fz	0.056	0.084	0.112	0.140	0.170	0.200	
				Feed (mm/min)	3046	3426	3655	3807	3467	3263		
TOOL STEELS MOLD AND DIE STEEL 300M, 4340, 52100, HP-9-4-20, M50, A2, D2, H13, L2, M2, P20, S7, T15, W2	≤ 560 Bhn or ≤ 55 HRc	Slot 	1	≤ 0.3	37	RPM	1961	1471	1177	981	735	588
					(30-44)	Fz	0.025	0.038	0.051	0.064	0.077	0.090
					Feed (mm/min)	294	335	360	377	340	318	
	Profile 	≤ 0.1	≤ 1.5	46	RPM	2438	1829	1463	1219	914	732	
				(37-55)	Fz	0.036	0.053	0.071	0.089	0.107	0.125	
				Feed (mm/min)	527	582	623	651	587	549		
	HSM 	≤ 0.04	≤ 1.5	149	RPM	7898	5924	4739	3949	2962	2369	
				(119-179)	Fz	0.046	0.066	0.089	0.112	0.135	0.158	
				Feed (mm/min)	2180	2346	2531	2654	2399	2246		
TOOL STEELS MOLD AND DIE STEEL 300M, 4340, 52100, HP-9-4-20, M50, A2, D2, H13, L2, M2, P20, S7, T15, W2	≤ 740 Bhn or ≤ 65 HRc	Slot 	1	≤ 0.3	20	RPM	1060	795	636	530	398	318
					(16-24)	Fz	0.020	0.028	0.038	0.048	0.058	0.068
					Feed (mm/min)	127	134	145	153	138	130	
	Profile 	≤ 0.1	≤ 1.5	24	RPM	1272	954	763	636	477	382	
				(19-29)	Fz	0.028	0.041	0.053	0.066	0.078	0.090	
				Feed (mm/min)	214	235	243	252	223	206		
	HSM 	≤ 0.04	≤ 1.5	76	RPM	4029	3021	2417	2014	1511	1209	
				(61-91)	Fz	0.033	0.048	0.064	0.079	0.094	0.109	
				Feed (mm/min)	798	870	928	955	852	790		

Bhn (Brinell) HRc (Rockwell C) HSM (High Speed Machining)
 rpm = (Vc x 1000) / (D₁ x 3.14)
 mm/min = Fz x 6 x rpm
 reduce speed and feed for materials harder than listed
 reduce feed and Ae when finish milling (.02 x D₁ maximum)
 refer to the SGS Tool Wizard for complete technical information (www.kyocera-sgstool.com)

FRACTIONAL Series 27



27 FRACTIONAL SERIES

- Slow helix design adds strength to the edge allowing ease for milling highly abrasive materials
- Two levels of chatter suppression: variable helix and indexing
- Excels at roughing (slotting, profiling) and finishing in a variety of plastics and composites

CUTTING DIAMETER D ₁	LENGTH OF CUT L ₂	OVERALL LENGTH L ₁	SHANK DIAMETER D ₂	EDP NO.		STOCK
				UNCOATED	Di-NAMITE (Diamond)	
1/4	1	2-1/2	1/4	72978	72979	●
3/8	1-1/8	2-1/2	3/8	72980	72981	●
1/2	1-1/2	3-1/2	1/2	72982	72983	●
3/4	1-3/8	4	3/4	72984	72985	●

TOLERANCES (inch)

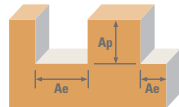
D₁ = +0.0000/-0.0030

D₂ = h₆

PLASTICS/COMPOSITES

- U.S. Stock Standard
- NOT STOCKED—
Call for Delivery

For patent information
visit www.kyocera-sgtool.com/patents



Series 27 Fractional	Ae x D1	Ap x D1	Vc (sfm)	Diameter (D1) (inch)					
				1/4	3/8	1/2	3/4		
CFRP, AFRP (CARBON FIBER, ARAMID FIBER)	Slot	1	≤ 1	400	RPM	6112	4075	3056	2037
				(320-480)	Fz	0.0016	0.0030	0.0040	0.0048
				Feed (ipm)	39	49	49	39	
	Profile	≤ 0.5	≤ 1.5	500	RPM	7640	5093	3820	2547
				(400-600)	Fz	0.0016	0.0030	0.0040	0.0048
				Feed (ipm)	49	61	61	49	
	HSM	≤ 0.5	≤ 2	825	RPM	12606	8404	6303	4202
				(660-990)	Fz	0.0037	0.0069	0.0092	0.0110
				Feed (ipm)	187	232	232	185	
GFRP (FIBERGLASS)	Slot	1	≤ 1	320	RPM	4890	3260	2445	1630
				(256-384)	Fz	0.0016	0.0030	0.0040	0.0048
				Feed (ipm)	31	39	39	31	
	Profile	≤ 0.5	≤ 1.5	400	RPM	6112	4075	3056	2037
				(320-480)	Fz	0.0016	0.0030	0.0040	0.0048
				Feed (ipm)	39	49	49	39	
	HSM	≤ 0.5	≤ 2	660	RPM	10085	6723	5042	3362
				(528-792)	Fz	0.0037	0.0069	0.0092	0.0110
				Feed (ipm)	149	186	186	148	
N CARBON, GRAPHITE	Slot	1	≤ 1	480	RPM	7334	4890	3667	2445
				(384-576)	Fz	0.0020	0.0038	0.0050	0.0060
				Feed (ipm)	59	74	73	59	
	Profile	≤ 0.5	≤ 1.5	600	RPM	9168	6112	4584	3056
				(480-720)	Fz	0.0020	0.0038	0.0050	0.0060
				Feed (ipm)	73	93	92	73	
	HSM	≤ 0.5	≤ 2	990	RPM	15127	10085	7564	5042
				(792-1188)	Fz	0.0046	0.0086	0.0115	0.0138
				Feed (ipm)	278	347	348	278	
PLASTICS	Slot	1	≤ 1	800	RPM	12224	8149	6112	4075
				(640-690)	Fz	0.0020	0.0038	0.0050	0.0060
				Feed (ipm)	98	124	122	98	
	Profile	≤ 0.5	≤ 1.5	1000	RPM	15280	10187	7640	5093
				(800-1200)	Fz	0.0020	0.0038	0.0050	0.0060
				Feed (ipm)	122	155	153	122	
	HSM	≤ 0.5	≤ 2	1650	RPM	25212	16808	12606	8404
				(1320-1980)	Fz	0.0046	0.0086	0.0115	0.0138
				Feed (ipm)	464	578	580	464	
MACHINABLE CERAMICS MACHINABLE GLASS	Slot	1	≤ 1	40	RPM	611	407	306	204
				(32-48)	Fz	0.0008	0.0015	0.0020	0.0024
				Feed (ipm)	2.0	2.4	2.4	2.0	
	Profile	≤ 0.5	≤ 1.5	50	RPM	764	509	382	255
				(40-60)	Fz	0.0008	0.0015	0.0020	0.0024
				Feed (ipm)	2.4	3.1	3.1	2.4	
	HSM	≤ 0.5	≤ 2	85	RPM	1299	866	649	433
				(68-102)	Fz	0.0018	0.0034	0.0046	0.0055
				Feed (ipm)	9.4	11.8	11.9	9.5	

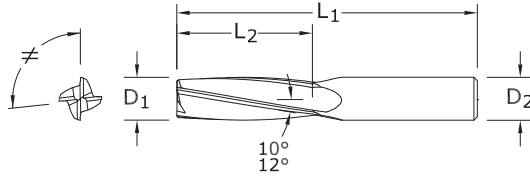
HSM (High Speed Machining)
 $rpm = Vc \times 3.82 / D_1$
 $ipm = Fz \times 4 \times rpm$
 adjust parameters based on resin type and fiber structure
 reduce speed when overheating causes melting or damage to resin
 reduce feed if delamination or fraying occur
 finish cuts typically required reduced feed and cutting depths

rates shown are for use without coolant; rates may be increased with coolant
 dust collection is vital when machining dry
 diamond coating will increase tool life in graphite and composite materials
 refer to the SGS Tool Wizard for complete technical information (www.kyocera-sgstool.com)

Series 27



27M METRIC SERIES



- Slow helix design adds strength to the edge allowing ease for milling highly abrasive materials
- Two levels of chatter suppression: variable helix and indexing
- Excels at roughing (slotting, profiling) and finishing in a variety of plastics and composites

CUTTING DIAMETER D ₁	LENGTH OF CUT L ₂	OVERALL LENGTH L ₁	SHANK DIAMETER D ₂	EDP NO.		STOCK
				UNCOATED	Di-NAMITE (Diamond)	
6,0	25,0	63,0	6,0	83056	83057	●
8,0	25,0	63,0	8,0	83058	83059	●
10,0	28,0	63,0	10,0	83060	83061	●
12,0	38,0	89,0	12,0	83062	83063	●
16,0	48,0	115,0	16,0	83064	83065	●

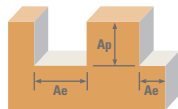
TOLERANCES (mm)

D₁ = +0,000/-0,080
D₂ = h₆

PLASTICS/COMPOSITES

- U.S. Stock Standard
- NOT STOCKED—
Call for Delivery

For patent information visit www.kyocera-sgstoool.com/patents



Series 27M Metric	Ae x D ₁	Ap x D ₁	Vc (m/min)	Diameter (D ₁) (mm)						
				6	8	10	12	16		
CFRP, AFRP (CARBON FIBER, ARAMID FIBER)	Slot 	1	≤ 1	120	RPM	6361	4771	3817	3181	2385
				(96-164)	Fz	0.040	0.065	0.075	0.100	0.120
				Feed (mm/min)	1018	1240	1145	1272	1145	
	Profile 	≤ 0.5	≤ 1.5	150	RPM	7951	5963	4771	3976	2982
				(120-180)	Fz	0.040	0.065	0.075	0.100	0.120
				Feed (mm/min)	1272	1550	1431	1590	1431	
	HSM 	≤ 0.5	≤ 2	250	RPM	13252	9939	7951	6626	4970
				(200-300)	Fz	0.095	0.145	0.175	0.235	0.280
				Feed (mm/min)	5036	5765	5566	6228	5566	
GFRP (FIBERGLASS)	Slot 	1	≤ 1	100	RPM	5301	3976	3181	2650	1988
				(80-120)	Fz	0.040	0.065	0.075	0.100	0.120
				Feed (mm/min)	848	1034	954	1060	954	
	Profile 	≤ 0.5	≤ 1.5	120	RPM	6361	4771	3817	3181	2385
				(96-164)	Fz	0.040	0.065	0.075	0.100	0.120
				Feed (mm/min)	1018	1240	1145	1272	1145	
	HSM 	≤ 0.5	≤ 2	200	RPM	10602	7951	6361	5301	3976
				(160-240)	Fz	0.095	0.145	0.175	0.235	0.280
				Feed (mm/min)	4029	4612	4453	4983	4453	
N CARBON, GRAPHITE	Slot 	1	≤ 1	145	RPM	7686	5765	4612	3843	2882
				(116-174)	Fz	0.050	0.080	0.095	0.125	0.150
				Feed (mm/min)	1537	1845	1752	1922	1729	
	Profile 	≤ 0.5	≤ 1.5	185	RPM	9807	7355	5884	4903	3677
				(148-222)	Fz	0.050	0.080	0.095	0.125	0.150
				Feed (mm/min)	1961	2354	2236	2452	2206	
	HSM 	≤ 0.5	≤ 2	300	RPM	15903	11927	9542	7951	5963
				(240-360)	Fz	0.115	0.185	0.220	0.290	0.350
				Feed (mm/min)	7315	8826	8397	9223	8349	
PLASTICS	Slot 	1	≤ 1	245	RPM	12987	9740	7792	6494	4870
				(196-294)	Fz	0.050	0.080	0.095	0.125	0.150
				Feed (mm/min)	2597	3117	2961	3247	2922	
	Profile 	≤ 0.5	≤ 1.5	305	RPM	16168	12126	9701	8084	6063
				(244-366)	Fz	0.050	0.080	0.095	0.125	0.150
				Feed (mm/min)	3234	3880	3686	4042	3638	
	HSM 	≤ 0.5	≤ 2	505	RPM	26769	20077	16062	13385	10038
				(404-606)	Fz	0.115	0.185	0.220	0.290	0.350
				Feed (mm/min)	12314	14857	14134	15526	14054	
MACHINABLE CERAMICS MACHINABLE GLASS	Slot 	1	≤ 1	10	RPM	530	398	318	265	199
				(8-12)	Fz	0.020	0.035	0.045	0.050	0.060
				Feed (mm/min)	42	56	57	53	48	
	Profile 	≤ 0.5	≤ 1.5	15	RPM	795	596	477	398	298
				(12-18)	Fz	0.020	0.035	0.045	0.050	0.060
				Feed (mm/min)	64	83	86	80	72	
	HSM 	≤ 0.5	≤ 2	25	RPM	1325	994	795	663	497
				(20-30)	Fz	0.045	0.075	0.085	0.115	0.140
				Feed (mm/min)	239	298	270	305	278	

HSM (High Speed Machining)
 $rpm = Vc \times 3.82 / D_1$
 $ipm = Fz \times 4 \times rpm$
 adjust parameters based on resin type and fiber structure
 reduce speed when overheating causes melting or damage to resin
 reduce feed if delamination or fraying occur
 finish cuts typically required reduced feed and cutting depths

rates shown are for use without coolant; rates may be increased with coolant
 dust collection is vital when machining dry
 diamond coating will increase tool life in graphite and composite materials
 refer to the SGS Tool Wizard for complete technical information (www.kyocera-sgstool.com)

High Performance Aluminum End Mills



Milling

HIGH PERFORMANCE ALUMINUM END MILLS	SERIES	DESCRIPTION	PAGE	
S-Carb APR & APF	43APR	3 Flute Advanced Productivity Rougher Fractional	116	
	43MAPR	3 Flute Advanced Productivity Rougher Metric	120	
	43APF	4 Flute Advanced Productivity Finisher Fractional	118	
	43MAPF	4 Flute Advanced Productivity Finisher Metric	122	
S-Carb (3 Flute)	43	3 Flute Non-Ferrous Square End Fractional	124	
	43M	3 Flute Non-Ferrous Square End Metric (Unpolished Flutes)	137	
	43M	3 Flute Non-Ferrous Square End Metric (Polished Flutes)	137	
	43CR	3 Flute Non-Ferrous Corner Radius Fractional	125	
	43MCR	3 Flute Non-Ferrous Corner Radius Metric (Unpolished Flutes)	138	
	43MCR	3 Flute Non-Ferrous Corner Radius Metric (Polished Flutes)	139	
	43MCR	3 Flute Non-Ferrous Corner Radius 4xD Metric (Polished Flutes)	140	
	43LC	3 Flute Non-Ferrous Long Reach Corner Radius Fractional	129	
	43MLC	3 Flute Non-Ferrous Long Reach Corner Radius Metric (Unpolished Flutes)	142	
	43MLC	3 Flute Non-Ferrous Long Reach Corner Radius Metric (Polished Flutes)	143	
	43L	3 Flute Non-Ferrous Square End Long Reach Fractional	128	
	43ML	3 Flute Non-Ferrous Square End Long Reach Metric	141	
	43EC	3 Flute Non-Ferrous Square End Extra Long Reach Fractional	131	
	43B	3 Flute Non-Ferrous Ball End Fractional	132	
	43MB	3 Flute Non-Ferrous Ball End Metric (Polished Flutes)	144	
	43LB	3 Flute Non-Ferrous Ball End Long Reach Fractional	133	
	43EB	3 Flute Non-Ferrous Ball End Extra Long Reach Fractional	133	
	S-Carb Rougher (3 Flute)	43CB	3 Flute Rougher Non-Ferrous Chip Breaker Fractional	134
		43MCB	3 Flute Rougher Non-Ferrous Chip Breaker Metric	145
43LCB		3 Flute Rougher Non-Ferrous Chip Breaker Long Reach Fractional	135	
S-Carb (2 Flute)	47	2 Flute Non-Ferrous Square End Fractional	147	
	47M	2 Flute Non-Ferrous Square End Metric	150	
	47B	2 Flute Non-Ferrous Ball End Fractional	148	
	47MB	2 Flute Non-Ferrous Ball End Metric	152	
	47L	2 Flute Non-Ferrous Square End Long Reach Fractional	147	
	47ML	2 Flute Non-Ferrous Square End Long Reach Metric	151	
	47LB	2 Flute Non-Ferrous Ball End Long Reach Fractional	148	
	47MLB	2 Flute Non-Ferrous Ball End Long Reach Metric	152	
Ski-Carb	44	2 Flute Non-Ferrous Materials Square End Fractional	154	
	44M	2 Flute Non-Ferrous Materials Square End Metric	156	
	45	2 Flute Non-Ferrous Materials Long Reach Corner Radius Fractional	158	

Speed & Feed Recommendations listed after each series

Fresado

FRESAS DE ALTO RENDIMIENTO PARA ALUMINIO			
	SERIE	DESCRIPCIÓN	PÁGINA
S-Carb APR y APF	43APR	3 filos, productividad avanzada, desbastador, fraccional	116
	43MAPR	3 filos, productividad avanzada, desbastador, métrico	120
	43APF	4 filos, productividad avanzada, acabador, fraccional	118
	43MAPF	4 filos, productividad avanzada, acabador, métrico	122
S-Carb (3 filos)	43	3 filos, no férrico, punta cuadrada, fraccional	124
	43M	3 filos, no férrico, punta cuadrada, métrico (filos no pulidos)	137
	43M	3 filos, no férrico, punta cuadrada, métrico (filos pulidos)	137
	43CR	3 filos, no férrico, radio angulado, fraccional	125
	43MCR	3 filos, no férrico, radio angulado, métrico (filos no pulidos)	138
	43MCR	3 filos, no férrico, radio angulado, métrico (filos pulidos)	139
	43MCR	3 filos, no férrico, radio angulado 4xD, métrico (filos pulidos)	140
	43LC	3 filos, no férricos, largo alcance, radio angulado, fraccional	129
	43MLC	3 filos, no férrico, largo alcance, radio angulado, métrico (filos no pulidos)	142
	43MLC	3 filos, no férrico, largo alcance, radio angulado, métrico (filos pulidos)	143
	43L	3 filos, no férrico, punta cuadrada, largo alcance, fraccional	128
	43ML	3 filos, no férrico, punta cuadrada, largo alcance, métrico	141
	43EC	3 filos, no férrico, punta cuadrada, alcance extralargo, fraccional	131
	43B	3 filos, no férrico, punta esférica, fraccional	132
	43MB	3 filos, no férrico, punta esférica, métrico (filos pulidos)	144
	43LB	3 filos, no férrico, punta esférica, largo alcance, fraccional	133
43EB	3 filos, no férrico, punta esférica, alcance extralargo, fraccional	133	
Desbastador S-Carb (3 filos)	43CB	3 filos, desbastador, no férrico, rompevirutas, fraccional	134
	43MCB	3 filos, desbastador, no férrico, rompevirutas, métrico	145
	43LCB	3 filos, desbastador, no férrico, rompevirutas, largo alcance, fraccional	135
S-Carb (2 filos)	47	2 filos, no férrico, punta cuadrada, fraccional	147
	47M	2 filos, no férrico, punta cuadrada, métrico	150
	47B	2 filos, no férrico, punta esférica, fraccional	148
	47MB	2 filos, no férrico, punta esférica, métrico	152
	47L	2 filos, no férrico, punta cuadrada, largo alcance, fraccional	147
	47ML	2 filos, no férrico, punta cuadrada, largo alcance, métrico	151
	47LB	2 filos, no férrico, punta esférica, largo alcance, fraccional	148
47MLB	2 filos, no férrico, punta esférica, largo alcance, métrico	152	
Ski-Carb	44	2 filos, materiales no férricos, punta cuadrada, fraccional	154
	44M	2 filos, materiales no férricos, punta cuadrada, métrico	156
	45	2 filos, materiales no férricos, largo alcance, radio angulado, fraccional	158

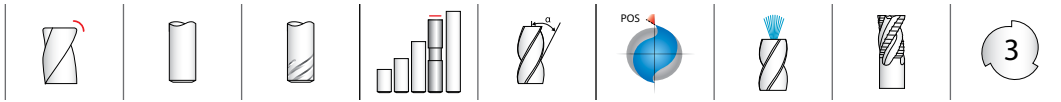
Recomendaciones de velocidades y avances mostradas tras cada serie

Fraiseage

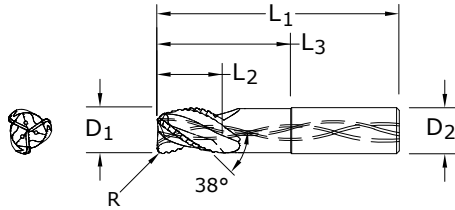
FRAISE HAUTE PERFORMANCE POUR ALUMINIUM	SÉRIES	DESCRIPTION	PAGE
S-Carb APR/APF	43APR	3 dents productivité avancée d'ébauche (fractionnel)	116
	43MAPR	3 dents productivité avancée d'ébauche (métrique)	120
	43APF	4 dents productivité avancée de finition (fractionnel)	118
	43MAPF	4 dents productivité avancée de finition (métrique)	122
S-Carb (3 dents)	43	3 dents non-ferreux à bout plat (fractionnel)	124
	43M	3 dents non-ferreux à bout plat (métrique) (goujures non polies)	137
	43M	3 dents non-ferreux à bout plat (métrique) (goujures polies)	137
	43CR	3 dents non-ferreux rayon en coin (fractionnel)	125
	43MCR	3 dents matériaux non-ferreux rayon en coin (métrique) (goujures non polies)	138
	43MCR	3 dents matériaux non-ferreux rayon en coin (métrique) (goujures polies)	139
	43MCR	3 dents matériaux non-ferreux rayon en coin 4xD (métrique) (goujures polies)	140
	43LC	3 dents non-ferreux longue portée rayon en coin (fractionnel)	129
	43MLC	3 dents non-ferreux longue portée rayon en coin (métrique) (goujures non polies)	142
	43MLC	3 dents non-ferreux longue portée rayon en coin (métrique) (goujures polies)	143
	43L	3 dents non-ferreux à bout plat longue portée (fractionnel)	128
	43ML	3 dents non-ferreux à bout plat longue portée (métrique)	141
	43EC	3 dents non-ferreux à bout plat portée extra-longue (fractionnel)	131
	43B	3 dents non-ferreux à bout hémisphérique (fractionnel)	132
	43MB	3 dents non-ferreux à bout hémisphérique (métrique) (goujures polies)	144
	43LB	3 dents non-ferreux à bout hémisphérique longue portée (fractionnel)	133
	43EB	3 dents non-ferreux à bout hémisphérique portée extra-longue (fractionnel)	133
S-Carb d'ébauche (3 dents)	43CB	3 dents d'ébauche non-ferreux brise-copeaux (fractionnel)	134
	43MCB	3 dents d'ébauche non-ferreux brise-copeaux (métrique)	145
	43LCB	3 dents d'ébauche non-ferreux brise-copeaux longue portée (fractionnel)	135
S-Carb (2 dents)	47	2 dents non-ferreux à bout plat (fractionnel)	147
	47M	2 dents non-ferreux à bout plat (métrique)	150
	47B	2 dents non-ferreux à bout hémisphérique (fractionnel)	148
	47MB	2 dents non-ferreux à bout hémisphérique (métrique)	152
	47L	2 dents non-ferreux à bout plat longue portée (fractionnel)	147
	47ML	2 dents non-ferreux à bout plat longue portée (métrique)	151
	47LB	2 dents non-ferreux à bout hémisphérique longue portée (fractionnel)	148
	47MLB	2 dents non-ferreux à bout hémisphérique longue portée (métrique)	152
Ski-Carb	44	2 dents matériaux non-ferreux à bout plat (fractionnel)	154
	44M	2 dents matériaux non-ferreux à bout plat (métrique)	156
	45	2 dents matériaux non-ferreux longue portée rayon en coin (fractionnel)	158

Recommandations de vitesse et avance indiquées après chaque série

FRACTIONAL S-Carb APR



43APR FRACTIONAL SERIES



- Ultra high-productivity rougher for Aluminum alloys, specifically for aircraft components
- Designed for machine tools with capability of 600 in³ per minute material removal rates
- Symmetrical end gashing for excellent balance at high speeds and aggressive plunging capability
- Open fluting for deep slotting and profiling
- Polished flutes maximize chip evacuation and provides enhanced finish
- Recommended for materials ≤ 150 Bhn (≤ 7 HRc)

inch						EDP NO.	STOCK
CUTTING DIAMETER D ₁	LENGTH OF CUT L ₂	OVERALL LENGTH L ₁	SHANK DIAMETER D ₂	REACH L ₃	CORNER RADIUS R	Ti-NAMITE-B (TiB ₂)	
3/4	1-3/8	4-1/4	3/4	2-3/8	.030	34000	●
3/4	1-3/8	4-1/4	3/4	2-3/8	.060	34001	●
3/4	1-3/8	4-1/4	3/4	2-3/8	.090	34002	●
3/4	1-3/8	4-1/4	3/4	2-3/8	.120	34003	●
3/4	1-1/4	4-7/8	3/4	3	.030	34004	●
3/4	1-1/4	4-7/8	3/4	3	.060	34005	●
3/4	1-1/4	4-7/8	3/4	3	.090	34006	●
3/4	1-1/4	4-7/8	3/4	3	.120	34007	●
1	1-3/4	4-1/2	1	2-1/2	.030	34008	●
1	1-3/4	4-1/2	1	2-1/2	.060	34009	●
1	1-3/4	4-1/2	1	2-1/2	.090	34010	●
1	1-3/4	4-1/2	1	2-1/2	.120	34011	●
1	1-1/2	5-1/4	1	3-1/4	.030	34012	●
1	1-1/2	5-1/4	1	3-1/4	.060	34013	●
1	1-1/2	5-1/4	1	3-1/4	.090	34014	●
1	1-1/2	5-1/4	1	3-1/4	.120	34015	●

Available on request: • JetStream Technology • Side exit coolant holes

TOLERANCES (inch)

3/4–1 DIAMETER

D₁ = +0.00040/–0.0020

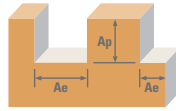
D₂ = h₆





R = +0.0000/–0.0018

NON-FERROUS

- U.S. Stock Standard
- NOT STOCKED—
Call for Delivery

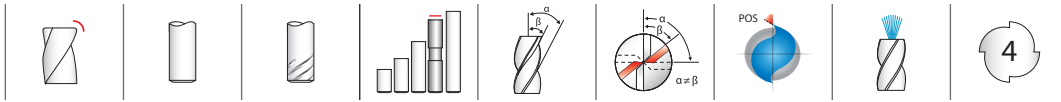
For patent information
visit www.kyocera-sgstool.com/patents



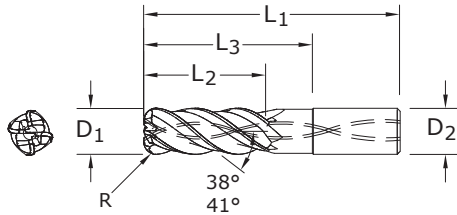
Series 43APR Fractional	Hardness		Ae x D ₁	Ap x D ₁	Vc (sfm)	Diameter (D ₁) (inch)		
						3/4	1	
N	ALUMINUM ALLOYS 2024, 5052, 5086, 6061, 6063, 7075	Slot 	1	≤ 1	4920	RPM	25059	18794
					(3936-5904)	Fz	0.0060	0.0070
						Feed (in/min)	451	395
		Profile 	≤ 0.5	≤ 1.5	6560	RPM	33412	25059
					(5248-7872)	Fz	0.0060	0.0070
						Feed (in/min)	601	526
N	ALUMINUM ALLOYS (LITHIUM)* 2090, 2091, 2099, 2195, 2199, 2297, 8090	Slot 	1	≤ 1	3940	RPM	20068	15051
					(3152-4728)	Fz	0.0045	0.0053
						Feed (in/min)	271	239
		Profile 	≤ 0.5	≤ 1.5	4920	RPM	25059	18794
					(3936-5904)	Fz	0.0045	0.0053
						Feed (in/min)	338	299

Bhn (Brinell) HRC (Rockwell C)
 surface speed is dependent on machine spindle and fixturing
 balancing is recommended at ultra high surface speeds
 tool life may be reduced when machining Lithium Alloys
 $rpm = Vc \times 3.82 / D_1$
 $ipm = Fz \times 3 \times rpm$
 maximum recommended depths shown
 reduce speed and feed for materials harder than listed
 ramp angle = 15° (feed rate = 50%)
 plunge depth = 1 x D₁ (feed rate = 30%)
 refer to the SGS Tool Wizard for complete technical information (www.kyocera-sgstool.com)

FRACTIONAL S-Carb APF



43APF FRACTIONAL SERIES



- Ultra high-productivity finisher for Aluminum alloys, specifically for aircraft components
- Two levels of chatter suppression: variable helix and indexing
- Designed for single axial pass semi-finishing and finishing
- Polished flutes maximize chip evacuation and provides enhanced finish
- Recommended for materials ≤ 150 Bhn (≤ 7 HRC)

CUTTING DIAMETER D_1	LENGTH OF CUT L_2	OVERALL LENGTH L_1	inch			CORNER RADIUS R	EDP NO. Ti-NAMITE-B (TiB ₂)	STOCK
			SHANK DIAMETER D_2	REACH L_3				
1/2	1-1/4	3-1/4	1/2	1-5/8	.030	34016	●	
1/2	1-1/4	3-1/4	1/2	1-5/8	.060	34017	●	
1/2	1-1/4	3-1/4	1/2	1-5/8	.090	34018	●	
1/2	1-1/4	3-1/4	1/2	1-5/8	.120	34019	●	
1/2	2	4	1/2	2-3/8	.030	34020	●	
1/2	2	4	1/2	2-3/8	.060	34021	●	
1/2	2	4	1/2	2-3/8	.090	34022	●	
1/2	2	4	1/2	2-3/8	.120	34023	●	
3/4	1-7/8	4-1/4	3/4	2-3/8	.030	34024	●	
3/4	1-7/8	4-1/4	3/4	2-3/8	.060	34025	●	
3/4	1-7/8	4-1/4	3/4	2-3/8	.090	34026	●	
3/4	1-7/8	4-1/4	3/4	2-3/8	.120	34027	●	
3/4	3	5-3/8	3/4	3-1/2	.030	34028	●	
3/4	3	5-3/8	3/4	3-1/2	.060	34029	●	
3/4	3	5-3/8	3/4	3-1/2	.090	34030	●	
3/4	3	5-3/8	3/4	3-1/2	.120	34031	●	

Available on request: • JetStream Technology

TOLERANCES (inch)

1/2–3/4 DIAMETER

$D_1 = +0.00040/-0.0020$

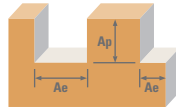
$D_2 = h_6$

$R = +/-0.0018$

NON-FERROUS

- U.S. Stock Standard
- NOT STOCKED—
Call for Delivery

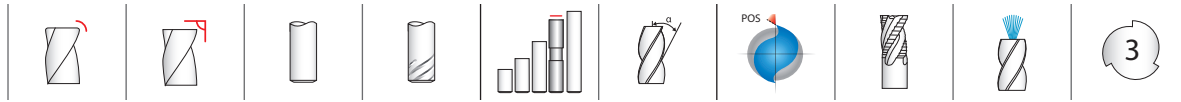
For patent information
visit www.kyocera-sgstoool.com/patents



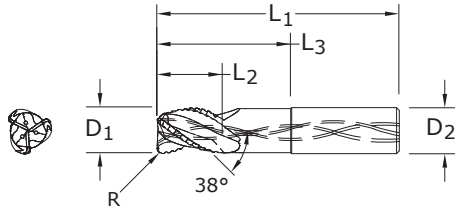
Series 43APF Fractional	Hardness	Profile	Ae x D ₁	Ap x D ₁	Vc (sfm)	Diameter (D ₁) (inch)		
						1/2	3/4	
N	ALUMINUM ALLOYS 2024, 5052, 5086, 6061, 6063, 7075	Profile 	≤ 0.1	≤ 2.5	2625	RPM	20055	13370
					(2100-3150)	Fz	0.0030	0.0050
						Feed (in/min)	241	267
	ALUMINUM ALLOYS (LITHIUM)* 2090, 2091, 2099, 2195, 2199, 2297, 8090	Profile 	≤ 0.1	≤ 4	2625	RPM	20055	13370
					(2100-3150)	Fz	0.0020	0.0040
						Feed (in/min)	160	214
ALUMINUM ALLOYS (LITHIUM)* 2090, 2091, 2099, 2195, 2199, 2297, 8090	Profile 	≤ 0.1	≤ 2.5	1970	RPM	15051	10034	
				(1576-2364)	Fz	0.0030	0.0050	
					Feed (in/min)	181	201	
ALUMINUM ALLOYS (LITHIUM)* 2090, 2091, 2099, 2195, 2199, 2297, 8090	Profile 	≤ 0.1	≤ 4	1970	RPM	15051	10034	
				(1576-2364)	Fz	0.0020	0.0040	
					Feed (in/min)	120	161	

Bhn (Brinell) HRC (Rockwell C)
 surface speed is dependent on machine spindle and fixturing
 balancing is recommended at ultra high surface speeds
 tool life may be reduced when machining Lithium Alloys
 $rpm = Vc \times 3.82 / D_1$
 $ipm = Fz \times 4 \times rpm$
 maximum recommended depths shown
 reduce speed and feed for materials harder than listed
 finish cuts typically require reduced feed and cutting depths of 0.02 X D₁ maximum
 ramp angle = 6° (feed rate = 50%)
 plunging not recommended
 refer to the SGS Tool Wizard for complete technical information (www.kyocera-sgstool.com)

S-Carb APR



43MAPR METRIC SERIES



- Ultra high-productivity rougher for Aluminum alloys, specifically for aircraft components
- Designed for machine tools with capability of 600 in³ per minute material removal rates
- Symmetrical end gashing for excellent balance at high speeds and aggressive plunging capability
- Open fluting for deep slotting and profiling
- Polished flutes maximize chip evacuation and provides enhanced finish
- Recommended for materials ≤ 150 Bhn (≤ 7 HRc)

mm						EDP NO.	STOCK
CUTTING DIAMETER D ₁	LENGTH OF CUT L ₂	OVERALL LENGTH L ₁	SHANK DIAMETER D ₂	REACH L ₃	CORNER RADIUS R	Ti-NAMITE-B (TiB ₂)	
12,0	18,0	83,0	12,0	38,0	—	44650	●
12,0	18,0	83,0	12,0	38,0	2,0	44685	●
12,0	18,0	83,0	12,0	38,0	3,0	44686	●
12,0	18,0	83,0	12,0	38,0	4,0	44687	●
16,0	24,0	92,0	16,0	51,0	—	44652	●
16,0	24,0	92,0	16,0	51,0	2,0	44688	●
16,0	24,0	92,0	16,0	51,0	3,0	44689	●
16,0	24,0	92,0	16,0	51,0	4,0	44690	●
20,0	30,0	86,0	20,0	45,0	—	44646	●
20,0	30,0	86,0	20,0	45,0	3,0	44647	●
20,0	30,0	86,0	20,0	45,0	4,0	44648	●
20,0	30,0	86,0	20,0	45,0	5,0	44649	●
20,0	35,0	104,0	20,0	64,0	—	44653	●
20,0	35,0	104,0	20,0	64,0	3,0	44691	●
20,0	35,0	104,0	20,0	64,0	4,0	44692	●
20,0	35,0	104,0	20,0	64,0	5,0	44693	●
25,0	35,0	108,0	25,0	55,0	3,0	44809	●
25,0	35,0	108,0	25,0	55,0	4,0	44810	●
25,0	35,0	108,0	25,0	55,0	5,0	44811	●
25,0	35,0	140,0	25,0	80,0	—	44654	●
25,0	35,0	140,0	25,0	80,0	3,0	44694	●
25,0	35,0	140,0	25,0	80,0	4,0	44695	●
25,0	35,0	140,0	25,0	80,0	5,0	44696	●
25,0	35,0	140,0	25,0	90,0	3,0	44645	●

Available on request: • JetStream Technology • Side exit coolant holes

TOLERANCES (mm)

12–25 DIAMETER

D₁ = +0,010/–0,050

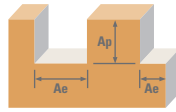
D₂ = h₆





R = +0,000/–0,030

NON-FERROUS

- U.S. Stock Standard
- NOT STOCKED—
Call for Delivery

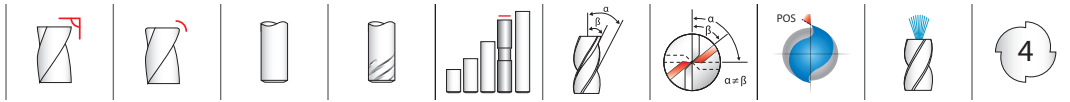
For patent information
visit www.kyocera-sgstoool.com/patents



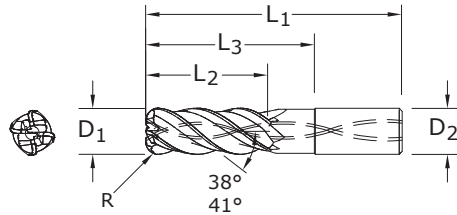
Series 43MAPR Metric	Hardness		Ae x D ₁	Ap x D ₁	Vc (m/min)	Diameter (D ₁) (mm)					
						12	16	20	25		
N	ALUMINUM ALLOYS 2024, 5052, 5086, 6061, 6063, 7075	Slot 	1	≤ 1	1500	RPM	39788	29841	23873	19098	
					(1200-1800)	Fz	0.080	0.110	0.150	0.180	
							Feed (mm/min)	9549	9848	10743	10313
		Profile 	≤ 150 Bhn or ≤ 7 HRc	≤ 0.5	≤ 1.5	2000	RPM	53050	39788	31830	25464
	(1600-2400)					Fz	0.080	0.110	0.150	0.180	
						Feed (mm/min)	12732	13130	14324	13751	
	ALUMINUM ALLOYS (LITHIUM)* 2090, 2091, 2099, 2195, 2199, 2297, 8090		Slot 	1	≤ 1	1200	RPM	31830	23873	19098	15278
		(960-1440)				Fz	0.060	0.083	0.110	0.140	
					Feed (mm/min)	11459	5944	6302	6417		
Profile 		≤ 150 Bhn or ≤ 7 HRc	≤ 0.5	≤ 1.5	1500	RPM	39788	29841	23873	19098	
	(1200-1800)				Fz	0.060	0.083	0.110	0.140		
					Feed (mm/min)	7162	7430	7878	8021		

Bhn (Brinell) HRc (Rockwell C)
 surface speed is dependent on machine spindle and fixturing
 balancing is recommended at ultra high surface speeds
 tool life may be reduced when machining Lithium Alloys
 $rpm = (Vc \times 1000) / (D_1 \times 3.14)$
 $mm/min = Fz \times 3 \times rpm$
 maximum recommended depths shown
 reduce speed and feed for materials harder than listed
 ramp angle = 15° (feed rate = 50%)
 plunge depth = 1 x D₁ (feed rate = 30%)
 refer to the SGS Tool Wizard for complete technical information (www.kyocera-sgstool.com)

METRIC S-Carb APF



43MAPF METRIC SERIES



- Ultra high-productivity finisher for Aluminum alloys, specifically for aircraft components
- Two levels of chatter suppression: variable helix and indexing
- Designed for single axial pass semi-finishing and finishing
- Polished flutes maximize chip evacuation and provides enhanced finish
- Recommended for materials ≤ 150 Bhn (≤ 7 HRC)

mm							EDP NO.	STOCK
CUTTING DIAMETER D ₁	LENGTH OF CUT L ₂	OVERALL LENGTH L ₁	SHANK DIAMETER D ₂	REACH L ₃	CORNER RADIUS R	Ti-NAMITE-B (TiB ₂)		
6,0	24,0	58,0	6,0	30,0	—	44627	●	
8,0	32,0	64,0	8,0	40,0	—	44628	●	
10,0	40,0	80,0	10,0	50,0	—	44629	●	
12,0	30,0	83,0	12,0	40,0	—	44630	●	
12,0	30,0	83,0	12,0	40,0	2,0	44745	●	
12,0	30,0	83,0	12,0	40,0	3,0	44746	●	
12,0	30,0	83,0	12,0	40,0	4,0	44747	●	
12,0	30,0	83,0	12,0	50,0	0,5	44641	●	
12,0	30,0	83,0	12,0	50,0	5,0	44642	●	
12,0	48,0	100,0	12,0	62,0	—	44631	●	
12,0	48,0	100,0	12,0	62,0	2,0	44748	●	
12,0	48,0	100,0	12,0	62,0	3,0	44749	●	
12,0	48,0	100,0	12,0	62,0	4,0	44750	●	
16,0	42,0	93,0	16,0	51,0	5,0	44643	●	
16,0	40,0	92,0	16,0	51,0	—	44634	●	
16,0	40,0	92,0	16,0	51,0	2,0	44751	●	
16,0	40,0	92,0	16,0	51,0	3,0	44752	●	
16,0	40,0	92,0	16,0	51,0	4,0	44753	●	
16,0	64,0	125,0	16,0	82,0	—	44635	●	
16,0	64,0	125,0	16,0	82,0	2,0	44754	●	
16,0	64,0	125,0	16,0	82,0	3,0	44755	●	
16,0	64,0	125,0	16,0	82,0	4,0	44756	●	
20,0	50,0	108,0	20,0	63,0	—	44636	●	
20,0	50,0	108,0	20,0	63,0	3,0	44757	●	
20,0	50,0	108,0	20,0	63,0	4,0	44758	●	
20,0	50,0	108,0	20,0	63,0	5,0	44759	●	
20,0	80,0	150,0	20,0	102,0	—	44637	●	
20,0	80,0	150,0	20,0	102,0	3,0	44760	●	
20,0	80,0	150,0	20,0	102,0	4,0	44761	●	
20,0	80,0	150,0	20,0	102,0	5,0	44762	●	
25,0	63,0	130,0	25,0	79,0	—	44638	●	
25,0	63,0	130,0	25,0	79,0	3,0	44763	●	
25,0	63,0	130,0	25,0	79,0	4,0	44764	●	
25,0	63,0	130,0	25,0	79,0	5,0	44765	●	
25,0	100,0	175,0	25,0	120,0	—	44639	●	
25,0	100,0	175,0	25,0	120,0	3,0	44766	●	
25,0	100,0	175,0	25,0	120,0	4,0	44767	●	
25,0	100,0	175,0	25,0	120,0	5,0	44768	●	

Available on request: • JetStream Technology

TOLERANCES (mm)

6–25 DIAMETER

D₁ = +0,010/–0,050

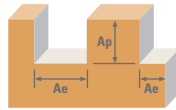
D₂ = h₆

R = +0,000/–0,030

NON-FERROUS

- U.S. Stock Standard
- NOT STOCKED—
Call for Delivery

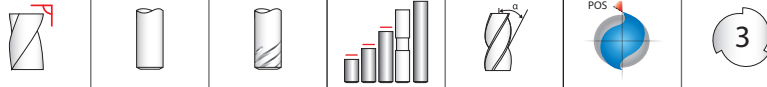
For patent information
visit www.kyocera-sgstoool.com/patents



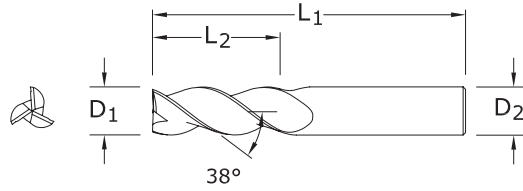
Series 43MAPF Metric	Hardness	Profile	Ae x D ₁	Ap x D ₁	Vc (m/min)	Diameter (D ₁) (mm)							
						6	8	10	12	16	20	25	
N	ALUMINUM ALLOYS 2024, 5052, 5086, 6061, 6063, 7075	Profile 	≤ 0.1	≤ 2.5	800	RPM	42440	31830	25464	21220	15915	12732	10186
					(640-960)	Fz	0.050	0.055	0.060	0.070	0.100	0.140	0.170
					Feed (mm/min)	8488	7003	6111	5942	6366	7130	6926	
		Profile 	≤ 0.1	≤ 4	800	RPM	42440	31830	25464	21220	15915	12732	10186
					(640-960)	Fz	0.040	0.045	0.050	0.050	0.070	0.100	0.120
					Feed (mm/min)	6790	5729	5093	4244	4456	5093	4889	
ALUMINUM ALLOYS (LITHIUM)* 2090, 2091, 2099, 2195, 2199, 2297, 8090	≤ 150 Bhn or ≤ 7 HRc	Profile 	≤ 0.1	≤ 2.5	600	RPM	31830	23873	19098	15915	11936	9549	7639
					(480-720)	Fz	0.050	0.055	0.060	0.070	0.100	0.140	0.170
					Feed (mm/min)	6366	5252	4584	4456	4774	5347	5195	
		Profile 	≤ 0.1	≤ 4	600	RPM	31830	23873	19098	15915	11936	9549	7639
					(480-720)	Fz	0.040	0.045	0.050	0.050	0.070	0.100	0.120
					Feed (mm/min)	5093	4297	3820	3183	3342	3820	3667	

Bhn (Brinell) HRc (Rockwell C)
 surface speed is dependent on machine spindle and fixturing
 balancing is recommended at ultra high surface speeds
 *tool life may be reduced when machining Lithium Alloys
 $rpm = (Vc \times 1000) / (D_1 \times 3.14)$
 $mm/min = Fz \times 4 \times rpm$
 maximum recommended depths shown
 reduce speed and feed for materials harder than listed
 finish cuts typically require reduced feed and cutting depths of 0.02 X D₁ maximum
 ramp angle = 6° (feed rate = 50%)
 plunging not recommended
 refer to the SGS Tool Wizard for complete technical information (www.kyocera-sgstool.com)

FRACTIONAL S-Carb



43 FRACTIONAL SERIES



- Circular land allows for increased control at various speed and feed rates and reduces chatter
- Symmetrical end gashing for excellent balance at high speeds and aggressive plunging capability
- Open fluting for deep slotting and profiling
- Recommended for materials ≤ 150 Bhn (≤ 7 HRC)

CUTTING DIAMETER D ₁	LENGTH OF CUT L ₂	OVERALL LENGTH L ₁	SHANK DIAMETER D ₂	EDP NO.		STOCK
				UNCOATED	Ti-NAMITE-B (TiB ₂)	
1/8	3/8	1-1/2	1/8	34701	34728	●
3/16	5/16	2-1/2	3/16	34822	34857	●
3/16	9/16	2	3/16	34702	34729	●
3/16	3/4	2-1/2	3/16	34823	34858	●
1/4	3/8	2	1/4	34703	34730	●
1/4	1/2	2-1/2	1/4	34824	34859	●
1/4	3/4	2-1/2	1/4	34704	34731	●
1/4	1	3	1/4	34825	34860	●
1/4	1-1/4	3-1/2	1/4	34705	34732	●
1/4	1-3/4	4	1/4	34826	34861	●
5/16	7/16	2	5/16	34706	34733	●
5/16	5/8	2-1/2	5/16	34707	34734	●
5/16	1-1/4	4	5/16	34708	34735	●
3/8	1/2	2	3/8	34709	34736	●
3/8	1	2-1/2	3/8	34710	34737	●
3/8	1-1/4	3-1/2	3/8	34827	34862	●
3/8	1-1/2	3-1/2	3/8	34711	34738	●
3/8	2	4	3/8	34828	34863	●
1/2	5/8	2-1/2	1/2	34712	34739	●
1/2	1	3	1/2	34830	34865	●
1/2	1-1/4	3-1/4	1/2	34713	34740	●
1/2	1-5/8	4	1/2	34831	34866	●
1/2	2-1/2	5	1/2	34832	34867	●
1/2	2	4	1/2	34714	34741	●
1/2	3-1/8	6	1/2	34715	34742	●
5/8	3/4	3	5/8	34716	34743	●
5/8	1-5/8	3-3/4	5/8	34717	34744	●
5/8	2-1/8	4	5/8	34833	34868	●
5/8	2-1/2	5	5/8	34718	34745	●
5/8	3-1/4	6	5/8	34834	34869	●
5/8	3-3/4	6	5/8	34719	34746	●
3/4	1	3	3/4	34720	34747	●
3/4	1-5/8	4	3/4	34721	34748	●
3/4	2-1/4	5	3/4	34722	34749	●
3/4	3-1/4	6	3/4	34723	34750	●
1	1-1/4	4	1	34724	34751	●
1	2	4-1/2	1	34725	34752	●
1	2-5/8	6	1	34726	34753	●
1	3-1/4	6	1	34727	34754	●
1	4-1/8	7	1	34835	34870	●

TOLERANCES (inch)

1/8–3/16 DIAMETER

D₁ = +0.0000/–0.00032

D₂ = h₆

1/4–3/8 DIAMETER

D₁ = +0.0000/–0.00035

D₂ = h₆

1/2–5/8 DIAMETER

D₁ = +0.0000/–0.00043

D₂ = h₆

3/4–1 DIAMETER

D₁ = +0.0000/–0.00051

D₂ = h₆

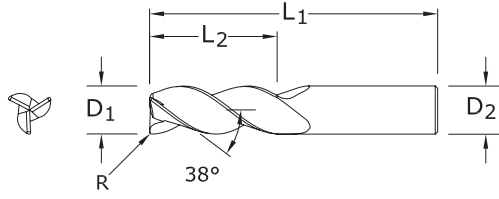
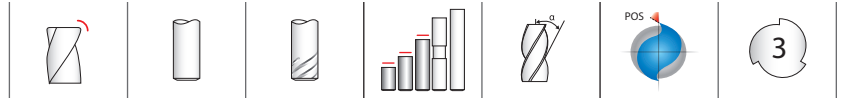
NON-FERROUS

PLASTICS/COMPOSITES

● U.S. Stock Standard

■ NOT STOCKED—
Call for Delivery

For patent information
visit www.kyocera-sgstoool.com/patents



43CR
FRACTIONAL SERIES

TOLERANCES (inch)

1/8–3/16 DIAMETER

D₁ = +0.0000/–0.00032

D₂ = h₆

R = +0.0000/–0.0020

1/4–3/8 DIAMETER

D₁ = +0.0000/–0.00035

D₂ = h₆

R = +0.0000/–0.0020

1/2–5/8 DIAMETER

D₁ = +0.0000/–0.00043

D₂ = h₆

R = +0.0000/–0.0020

3/4–1 DIAMETER

D₁ = +0.0000/–0.00051

D₂ = h₆

R = +0.0000/–0.0020

NON-FERROUS

PLASTICS/COMPOSITES

● U.S. Stock Standard

■ NOT STOCKED—
Call for Delivery

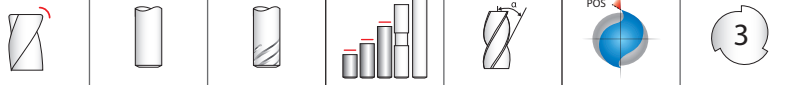
For patent information
visit www.kyocera-sgtool.com/patents

CUTTING DIAMETER D ₁	LENGTH OF CUT L ₂	inch			EDP NO.		STOCK
		OVERALL LENGTH L ₁	SHANK DIAMETER D ₂	CORNER RADIUS R	UNCOATED	TI-NAMITE-B (TiB ₂)	
1/8	3/8	1-1/2	1/8	.010	34771	34793	●
3/16	9/16	2	3/16	.010	34772	34794	●
1/4	3/8	2-1/2	1/4	.010	35575	35665	●
1/4	3/8	2-1/2	1/4	.015	35576	35666	●
1/4	3/8	2-1/2	1/4	.030	35577	35667	●
1/4	3/8	2-1/2	1/4	.060	35578	35668	●
1/4	3/4	2-1/2	1/4	.010	34773	34795	●
1/4	3/4	2-1/2	1/4	.015	35579	35669	●
1/4	3/4	2-1/2	1/4	.030	34774	34796	●
1/4	3/4	2-1/2	1/4	.060	35580	35670	●
1/4	1	3	1/4	.010	35581	35671	●
1/4	1	3	1/4	.015	35582	35672	●
1/4	1	3	1/4	.030	35583	35673	●
1/4	1	3	1/4	.060	35584	35674	●
5/16	5/8	2-1/2	5/16	.030	34775	34797	●
3/8	1/2	3	3/8	.010	35585	35675	●
3/8	1/2	3	3/8	.015	35586	35676	●
3/8	1/2	3	3/8	.030	35587	35677	●
3/8	1/2	3	3/8	.060	35588	35678	●
3/8	1/2	3	3/8	.090	35589	35679	●
3/8	1	2-1/2	3/8	.010	34776	34798	●
3/8	1	2-1/2	3/8	.030	34777	34799	●
3/8	1	2-1/2	3/8	.060	32761	32825	●
3/8	1	3	3/8	.015	35590	35680	●
3/8	1	3	3/8	.090	35591	35681	●
3/8	1-1/2	4	3/8	.010	35592	35682	●
3/8	1-1/2	4	3/8	.015	35593	35683	●
3/8	1-1/2	4	3/8	.030	35594	35684	●
3/8	1-1/2	4	3/8	.060	35595	35685	●
3/8	1-1/2	4	3/8	.090	35596	35686	●
1/2	5/8	3	1/2	.010	35597	35687	●
1/2	5/8	3	1/2	.015	35598	35688	●
1/2	5/8	3	1/2	.030	35599	35689	●
1/2	5/8	3	1/2	.060	35600	35690	●
1/2	5/8	3	1/2	.090	35601	35691	●
1/2	5/8	3	1/2	.120	35602	35692	●

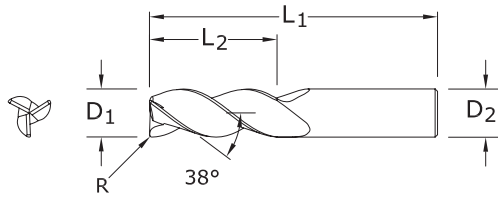
- Circular land allows for increased control at various speed and feed rates and reduces chatter
- Symmetrical end gashing for excellent balance at high speeds and aggressive plunging capability
- Open fluting for deep slotting and profiling
- Enhanced corner geometry with tight tolerance corner radii
- Recommended for materials ≤ 150 Bhn (≤ 7 HRC)

continued on next page

FRACTIONAL S-Carb



43CR FRACTIONAL SERIES



CONTINUED

CUTTING DIAMETER D ₁	LENGTH OF CUT L ₂	inch			EDP NO.		STOCK
		OVERALL LENGTH L ₁	SHANK DIAMETER D ₂	CORNER RADIUS R	UNCOATED	Ti-NAMITE-B (TiB ₂)	
1/2	1	3	1/2	.010	35603	35693	●
1/2	1	3	1/2	.015	35604	35694	●
1/2	1	3	1/2	.030	35605	35695	●
1/2	1	3	1/2	.060	35606	35696	●
1/2	1	3	1/2	.090	35607	35697	●
1/2	1	3	1/2	.120	35608	35698	●
1/2	1-1/4	3	1/2	.015	35609	35699	●
1/2	1-1/4	3-1/4	1/2	.010	34778	34800	●
1/2	1-1/4	3-1/4	1/2	.030	34779	34801	●
1/2	1-1/4	3-1/4	1/2	.060	34780	34802	●
1/2	1-1/4	3-1/4	1/2	.090	34781	34803	●
1/2	1-1/4	3-1/4	1/2	.120	32766	32830	●
1/2	1-5/8	4	1/2	.010	35610	35700	●
1/2	1-5/8	4	1/2	.015	35611	35701	●
1/2	1-5/8	4	1/2	.030	35612	35702	●
1/2	1-5/8	4	1/2	.060	35613	35703	●
1/2	1-5/8	4	1/2	.090	35614	35704	●
1/2	1-5/8	4	1/2	.120	35615	35705	●
1/2	2	4	1/2	.010	35616	35706	●
1/2	2	4	1/2	.015	35617	35707	●
1/2	2	4	1/2	.030	35618	35708	●
1/2	2	4	1/2	.060	35619	35709	●
1/2	2	4	1/2	.090	35620	35710	●
1/2	2	4	1/2	.120	35621	35711	●
5/8	3/4	3-1/2	5/8	.030	35622	35712	●
5/8	3/4	3-1/2	5/8	.060	35623	35713	●
5/8	3/4	3-1/2	5/8	.090	35624	35714	●
5/8	3/4	3-1/2	5/8	.120	35625	35715	●
5/8	1-5/8	3-3/4	5/8	.030	34782	34804	●
5/8	1-5/8	3-3/4	5/8	.060	34783	34805	●
5/8	1-5/8	3-3/4	5/8	.090	34784	34806	●
5/8	1-5/8	3-3/4	5/8	.120	35626	35716	●
3/4	1	4	3/4	.030	35627	35717	●
3/4	1	4	3/4	.060	35628	35718	●
3/4	1	4	3/4	.090	35629	35719	●
3/4	1	4	3/4	.120	35630	35720	●

TOLERANCES (inch)

1/8–3/16 DIAMETER

D₁ = +0.0000/–0.00032

D₂ = h₆

R = +0.0000/–0.0020

1/4–3/8 DIAMETER

D₁ = +0.0000/–0.00035

D₂ = h₆

R = +0.0000/–0.0020

1/2–5/8 DIAMETER

D₁ = +0.0000/–0.00043

D₂ = h₆

R = +0.0000/–0.0020

3/4–1 DIAMETER

D₁ = +0.0000/–0.00051

D₂ = h₆

R = +0.0000/–0.0020

NON-FERROUS

PLASTICS/COMPOSITES

● U.S. Stock Standard

■ NOT STOCKED—
Call for Delivery

For patent information
visit www.kyocera-sgstool.com/patents

continued on next page

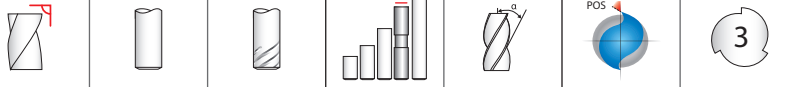


43CR
FRACTIONAL SERIES

CONTINUED

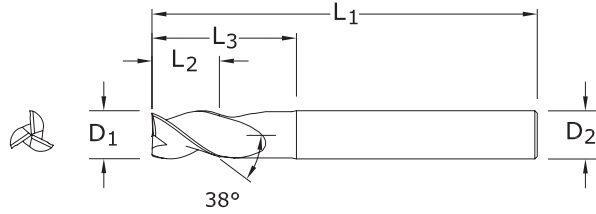
CUTTING DIAMETER D ₁	LENGTH OF CUT L ₂	inch			EDP NO.		STOCK
		OVERALL LENGTH L ₁	SHANK DIAMETER D ₂	CORNER RADIUS R	UNCOATED	Ti-NAMITE-B (TiB ₂)	
3/4	1	4	3/4	.190	35631	35721	●
3/4	1	4	3/4	.250	35632	35722	●
3/4	1-5/8	4	3/4	.030	34785	34807	●
3/4	1-5/8	4	3/4	.060	34786	34808	●
3/4	1-5/8	4	3/4	.090	34787	34809	●
3/4	1-5/8	4	3/4	.120	34815	34817	●
3/4	1-5/8	4	3/4	.190	35633	35723	●
3/4	1-5/8	4	3/4	.250	35634	35724	●
3/4	2-1/4	5	3/4	.030	35635	35725	●
3/4	2-1/4	5	3/4	.060	35636	35726	●
3/4	2-1/4	5	3/4	.090	35637	35727	●
3/4	2-1/4	5	3/4	.120	35638	35728	●
3/4	2-1/4	5	3/4	.190	35639	35729	●
3/4	2-1/4	5	3/4	.250	35640	35730	●
1	1-1/4	5	1	.030	35641	35731	●
1	1-1/4	5	1	.060	35642	35732	●
1	1-1/4	5	1	.090	35643	35733	●
1	1-1/4	5	1	.120	35644	35734	●
1	1-1/4	5	1	.190	35645	35735	●
1	1-1/4	5	1	.250	35646	35736	●
1	2	5	1	.190	35647	35737	●
1	2	5	1	.250	35648	35738	●
1	2	4-1/2	1	.030	34789	34811	●
1	2	4-1/2	1	.060	34790	34812	●
1	2	4-1/2	1	.090	34791	34813	●
1	2	4-1/2	1	.120	34816	34818	●
1	3-1/4	6	1	.030	35649	35739	●
1	3-1/4	6	1	.060	35650	35740	●
1	3-1/4	6	1	.090	35651	35741	●
1	3-1/4	6	1	.120	35652	35742	●
1	3-1/4	6	1	.190	35653	35743	●
1	3-1/4	6	1	.250	35654	35744	●

FRACTIONAL S-Carb



43L

FRACTIONAL SERIES



- Circular land allows for increased control at various speed and feed rates and reduces chatter
- Symmetrical end gashing for excellent balance at high speeds and aggressive plunging capability
- Open fluting for deep slotting and profiling
- Necked design with blended diameter transitions provide clearance to reach
- Recommended for materials ≤ 150 Bhn (≤ 7 HRc)

CUTTING DIAMETER D_1	LENGTH OF CUT L_2	inch			EDP NO.		STOCK
		OVERALL LENGTH L_1	SHANK DIAMETER D_2	REACH L_3	UNCOATED	Ti-NAMITE-B (TiB ₂)	
1/8	5/32	3	1/8	1/2	32700	32725	●
1/8	5/32	3	1/8	3/4	32691	34888	●
3/16	7/32	3	3/16	1/2	32701	32726	●
3/16	7/32	3	3/16	3/4	32692	34889	●
1/4	3/8	4	1/4	3/4	32702	32727	●
1/4	3/8	4	1/4	1-1/2	32703	32728	●
1/4	3/8	4	1/4	2-1/8	32704	32729	●
5/16	7/16	4	5/16	1-1/8	32705	32730	●
5/16	7/16	4	5/16	2-1/8	32706	32731	●
3/8	1/2	4	3/8	1-1/8	32707	32732	●
3/8	1/2	4	3/8	2-1/8	32708	32733	●
1/2	5/8	4	1/2	1-3/8	32709	32734	●
1/2	5/8	6	1/2	2-1/8	32710	32735	●
1/2	5/8	6	1/2	3-3/8	32711	32736	●
1/2	5/8	6	1/2	4-1/4	32697	34894	●
5/8	3/4	4	5/8	1-3/4	32712	32737	●
5/8	3/4	4	5/8	2-3/8	32713	32738	●
5/8	3/4	6	5/8	3-3/8	32714	32739	●
5/8	3/4	6	5/8	4-3/8	32698	34895	●
3/4	1	4	3/4	1-3/4	32715	32740	●
3/4	1	6	3/4	2-3/8	32716	32741	●
3/4	1	6	3/4	3-3/8	32717	32742	●
3/4	1	6	3/4	4-3/8	32699	34896	●
1	1-1/4	6	1	2-3/8	32718	32743	●
1	1-1/4	6	1	3-3/8	32719	32744	●
1	1-1/4	7	1	4-3/8	32720	32745	●

TOLERANCES (inch)

1/8–3/16 DIAMETER

$D_1 = +0.0000/-0.00032$

$D_2 = h_6$

1/4–3/8 DIAMETER

$D_1 = +0.0000/-0.00035$

$D_2 = h_6$

1/2–5/8 DIAMETER

$D_1 = +0.0000/-0.00043$

$D_2 = h_6$

3/4–1 DIAMETER

$D_1 = +0.0000/-0.00051$

$D_2 = h_6$

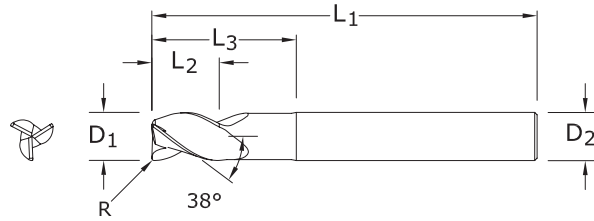
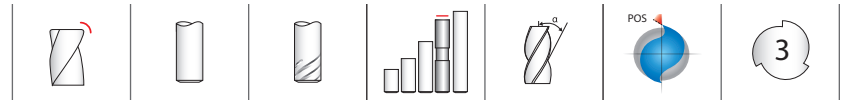
NON-FERROUS

PLASTICS/COMPOSITES

● U.S. Stock Standard

■ NOT STOCKED—
Call for Delivery

For patent information
visit www.kyocera-sgstool.com/patents



43LC
FRACTIONAL SERIES

TOLERANCES (inch)

1/8–3/16 DIAMETER

D₁ = +0.0000/–0.00032

D₂ = h₆

R = +0.0000/–0.0020

1/4–3/8 DIAMETER

D₁ = +0.0000/–0.00035

D₂ = h₆

R = +0.0000/–0.0020

1/2–5/8 DIAMETER

D₁ = +0.0000/–0.00043

D₂ = h₆

R = +0.0000/–0.0020

3/4–1 DIAMETER

D₁ = +0.0000/–0.00051

D₂ = h₆

R = +0.0000/–0.0020

NON-FERROUS

PLASTICS/COMPOSITES

● U.S. Stock Standard

■ NOT STOCKED—
Call for Delivery

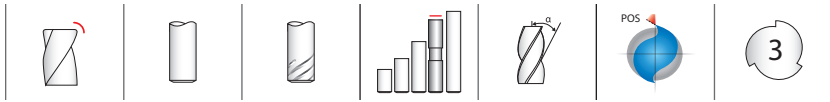
For patent information
visit www.kyocera-sgtool.com/patents

CUTTING DIAMETER D ₁	LENGTH OF CUT L ₂	OVERALL LENGTH L ₁	SHANK DIAMETER D ₂	REACH L ₃	CORNER RADIUS R	EDP NO.		STOCK
						UNCOATED	Ti-NAMITE-B (TiB ₂)	
1/8	5/32	3	1/8	1/2	.010	32751	32815	●
3/16	7/32	3	3/16	1/2	.010	32752	32816	●
1/4	3/8	2-1/2	1/4	3/4	.015	35787	36235	●
1/4	3/8	2-1/2	1/4	3/4	.060	35788	36236	●
1/4	3/8	4	1/4	3/4	.010	32753	32817	●
1/4	3/8	4	1/4	3/4	.030	32754	32818	●
1/4	3/8	4	1/4	1-1/2	.010	32755	32819	●
1/4	3/8	4	1/4	1-1/2	.030	32756	32820	●
1/4	3/8	4	1/4	2-1/8	.010	32757	32821	●
1/4	3/8	4	1/4	2-1/8	.030	32758	32822	●
5/16	7/16	4	5/16	1-1/8	.030	32759	32823	●
5/16	7/16	4	5/16	2-1/8	.030	32760	32824	●
3/8	1/2	3	3/8	1-1/8	.015	35791	36239	●
3/8	1/2	3	3/8	1-1/8	.090	35792	36240	●
3/8	1/2	4	3/8	1-1/8	.030	32762	32826	●
3/8	1/2	4	3/8	1-1/8	.060	32763	32827	●
3/8	1/2	4	3/8	2-1/8	.030	32764	32828	●
3/8	1/2	4	3/8	2-1/8	.060	32765	32829	●
1/2	5/8	3	1/2	1-3/8	.015	35795	36243	●
1/2	5/8	4	1/2	1-3/8	.030	32767	32831	●
1/2	5/8	4	1/2	1-3/8	.060	32768	32832	●
1/2	5/8	4	1/2	1-3/8	.090	32769	32833	●
1/2	5/8	4	1/2	1-3/8	.120	32770	32834	●
1/2	5/8	4	1/2	2-1/4	.015	35796	36244	●
1/2	5/8	6	1/2	2-1/8	.030	32771	32835	●
1/2	5/8	6	1/2	2-1/8	.060	32772	32836	●
1/2	5/8	6	1/2	2-1/8	.090	32773	32837	●
1/2	5/8	6	1/2	2-1/8	.120	32774	32838	●
1/2	5/8	6	1/2	3-3/8	.030	32775	32839	●
1/2	5/8	6	1/2	3-3/8	.060	32776	32840	●
1/2	5/8	6	1/2	3-3/8	.090	32777	32841	●
1/2	5/8	6	1/2	3-3/8	.120	32778	32842	●
5/8	3/4	4	5/8	1-3/4	.030	32779	32843	●
5/8	3/4	4	5/8	1-3/4	.060	32780	32844	●
5/8	3/4	4	5/8	1-3/4	.090	32781	32845	●
5/8	3/4	4	5/8	1-3/4	.120	32782	32846	●
5/8	3/4	4	5/8	2-3/8	.030	32783	32847	●
5/8	3/4	4	5/8	2-3/8	.060	32784	32848	●

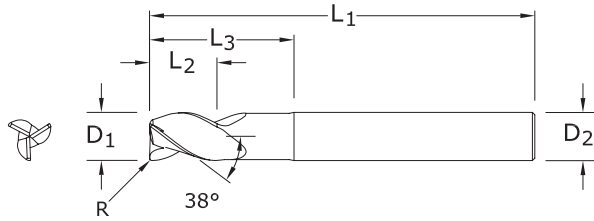
- Circular land allows for increased control at various speed and feed rates and reduces chatter
- Symmetrical end gashing for excellent balance at high speeds and aggressive plunging capability
- Open fluting for deep slotting and profiling
- Necked design with blended diameter transitions provide clearance to reach
- Enhanced corner geometry with tight tolerance corner radii
- Recommended for materials ≤ 150 Bhn (≤ 7 HRC)

continued on next page

FRACTIONAL S-Carb



43LC FRACTIONAL SERIES



CONTINUED

CUTTING DIAMETER D ₁	LENGTH OF CUT L ₂	inch				EDP NO.		STOCK
		OVERALL LENGTH L ₁	SHANK DIAMETER D ₂	REACH L ₃	CORNER RADIUS R	UNCOATED	Ti-NAMITE-B (TiB ₂)	
5/8	3/4	4	5/8	2-3/8	.090	32785	32849	●
5/8	3/4	4	5/8	2-3/8	.120	32786	32850	●
5/8	3/4	6	5/8	3-3/8	.030	32787	32851	●
5/8	3/4	6	5/8	3-3/8	.060	32788	32852	●
5/8	3/4	6	5/8	3-3/8	.090	32789	32853	●
5/8	3/4	6	5/8	3-3/8	.120	32790	32854	●
3/4	1	4	3/4	1-3/4	.030	32791	32855	●
3/4	1	4	3/4	1-3/4	.060	32792	32856	●
3/4	1	4	3/4	1-3/4	.090	32793	32857	●
3/4	1	4	3/4	1-3/4	.120	32794	32858	●
3/4	1	4	3/4	2	.190	35803	36251	●
3/4	1	4	3/4	2	.250	35804	36252	●
3/4	1	6	3/4	2-3/8	.030	32795	32859	●
3/4	1	6	3/4	2-3/8	.060	32796	32860	●
3/4	1	6	3/4	2-3/8	.090	32797	32861	●
3/4	1	6	3/4	2-3/8	.120	32798	32862	●
3/4	1	6	3/4	3-3/8	.030	32799	32863	●
3/4	1	6	3/4	3-3/8	.060	32800	32864	●
3/4	1	6	3/4	3-3/8	.090	32801	32865	●
3/4	1	6	3/4	3-3/8	.120	32802	32866	●
1	1-1/4	5	1	2-5/8	.190	35809	36257	●
1	1-1/4	5	1	2-5/8	.250	35810	36258	●
1	1-1/4	6	1	2-3/8	.030	32803	32867	●
1	1-1/4	6	1	2-3/8	.060	32804	32868	●
1	1-1/4	6	1	2-3/8	.090	32805	32869	●
1	1-1/4	6	1	2-3/8	.120	32806	32870	●
1	1-1/4	6	1	3-3/8	.030	32807	32871	●
1	1-1/4	6	1	3-3/8	.060	32808	32872	●
1	1-1/4	6	1	3-3/8	.090	32809	32873	●
1	1-1/4	6	1	3-3/8	.120	32810	32874	●
1	1-1/4	6	1	3-3/8	.190	35811	36259	●
1	1-1/4	6	1	3-3/8	.250	35812	36260	●

TOLERANCES (inch)

1/8–3/16 DIAMETER

D₁ = +0.0000/–0.00032

D₂ = h₆

R = +0.0000/–0.0020

1/4–3/8 DIAMETER

D₁ = +0.0000/–0.00035

D₂ = h₆

R = +0.0000/–0.0020

1/2–5/8 DIAMETER

D₁ = +0.0000/–0.00043

D₂ = h₆

R = +0.0000/–0.0020

3/4–1 DIAMETER

D₁ = +0.0000/–0.00051

D₂ = h₆

R = +0.0000/–0.0020

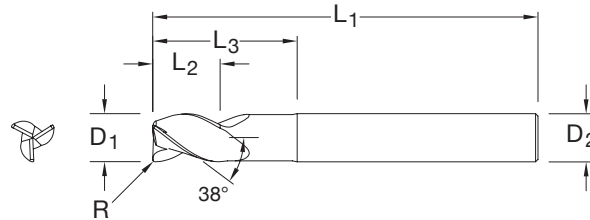
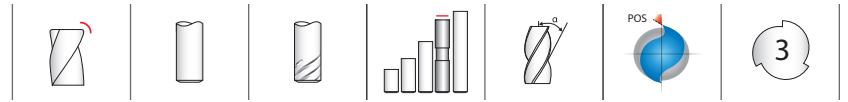
NON-FERROUS

PLASTICS/COMPOSITES

● U.S. Stock Standard

■ NOT STOCKED—
Call for Delivery

For patent information
visit www.kyocera-sgstool.com/patents



43EC
FRACTIONAL SERIES

TOLERANCES (inch)

1/4–3/8 DIAMETER

$D_1 = +0.0000/-0.00035$

$D_2 = h_6$

$R = +0.0000/-0.0020$

1/2–5/8 DIAMETER

$D_1 = +0.0000/-0.00043$

$D_2 = h_6$

$R = +0.0000/-0.0020$

3/4–1 DIAMETER

$D_1 = +0.0000/-0.00051$

$D_2 = h_6$

$R = +0.0000/-0.0020$

NON-FERROUS

PLASTICS/COMPOSITES

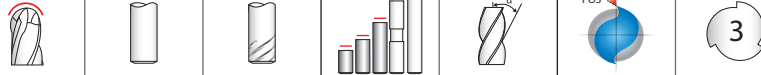
- U.S. Stock Standard
- NOT STOCKED—
Call for Delivery

For patent information
visit www.kyocera-sgtool.com/patents

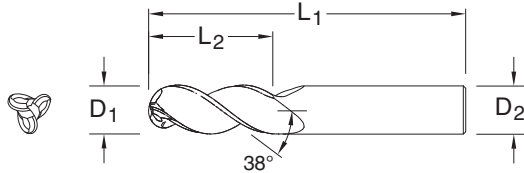
CUTTING DIAMETER D_1	LENGTH OF CUT L_2	OVERALL LENGTH L_1	SHANK DIAMETER D_2	REACH L_3	CORNER RADIUS R	EDP NO.		STOCK
						UNCOATED	Ti-NAMITE-B (TiB ₂)	
1/4	3/8	3	1/4	1-1/8	.015	35789	36237	●
1/4	3/8	3	1/4	1-1/8	.060	35790	36238	●
3/8	1/2	4	3/8	2-1/8	.015	35793	36241	●
3/8	1/2	4	3/8	2-1/8	.090	35794	36242	●
1/2	5/8	5	1/2	3-3/8	.015	35797	36245	●
1/2	5/8	6	1/2	4-1/4	.015	35798	36246	●
1/2	5/8	6	1/2	4-1/4	.030	35799	36247	●
1/2	5/8	6	1/2	4-1/4	.060	35800	36248	●
1/2	5/8	6	1/2	4-1/4	.090	35801	36249	●
1/2	5/8	6	1/2	4-1/4	.120	35802	36250	●
3/4	1	6	3/4	3-3/8	.190	35805	36253	●
3/4	1	6	3/4	3-3/8	.250	35806	36254	●
1	1-1/4	7	1	4-3/8	.030	35813	36261	●
1	1-1/4	7	1	4-3/8	.060	35814	36262	●
1	1-1/4	7	1	4-3/8	.090	35815	36263	●
1	1-1/4	7	1	4-3/8	.120	35816	36264	●
1	1-1/4	7	1	4-3/8	.190	35817	36265	●
1	1-1/4	7	1	4-3/8	.250	35818	36266	●

- Circular land allows for increased control at various speed and feed rates and reduces chatter
- Symmetrical end gashing for excellent balance at high speeds and aggressive plunging capability
- Open fluting for deep slotting and profiling
- Necked design with blended diameter transitions provide clearance to reach
- Enhanced corner geometry with tight tolerance corner radii
- Recommended for materials ≤ 150 Bhn (≤ 7 HRC)

FRACTIONAL S-Carb



43B FRACTIONAL SERIES



- Circular land allows for increased control at various speed and feed rates and reduces chatter
- Symmetrical end gashing for excellent balance at high speeds and aggressive plunging capability
- Open fluting for deep slotting and profiling
- Ball nose design ideal for finishing operations in complex workpieces
- Recommended for materials ≤ 150 Bhn (≤ 7 HRC)

CUTTING DIAMETER D_1	LENGTH OF CUT L_2	OVERALL LENGTH L_1	SHANK DIAMETER D_2	EDP NO.		STOCK
				UNCOATED	Ti-NAMITE-B (TiB ₂)	
1/4	3/8	2	1/4	34916	34972	●
1/4	3/4	2-1/2	1/4	34917	34973	●
1/4	1	3	1/4	34918	34974	●
3/8	1/2	2	3/8	34919	34975	●
3/8	1	2-1/2	3/8	34920	34976	●
3/8	1-1/2	3-1/2	3/8	34921	34977	●
1/2	5/8	2-1/2	1/2	34922	34978	●
1/2	1	3	1/2	34923	34979	●
1/2	1-1/4	3	1/2	34924	34980	●
1/2	1-5/8	4	1/2	34925	34981	●
1/2	2	4	1/2	34926	34982	●
5/8	3/4	3	5/8	34927	34983	●
5/8	1-5/8	4	5/8	34928	34984	●
3/4	1	3	3/4	34929	34985	●
3/4	1-5/8	4	3/4	34930	34986	●
3/4	2-1/4	5	3/4	34931	34987	●
1	1-1/4	4	1	34932	34988	●
1	2	5	1	34933	34989	●
1	3-1/4	6	1	34934	34990	●

TOLERANCES (inch)

1/4–3/8 DIAMETER

$D_1 = +0.0000/-0.00035$

$D_2 = h_6$

1/2–5/8 DIAMETER

$D_1 = +0.0000/-0.00043$

$D_2 = h_6$

3/4–1 DIAMETER

$D_1 = +0.0000/-0.00051$

$D_2 = h_6$

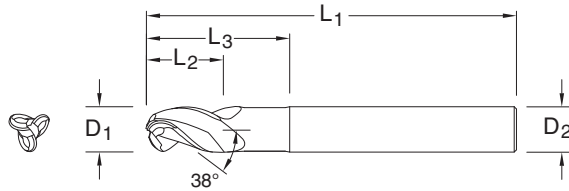
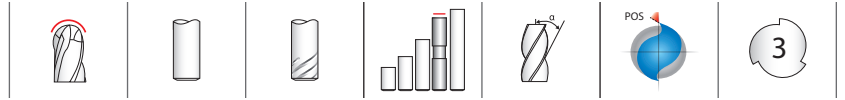
NON-FERROUS

PLASTICS/COMPOSITES

● U.S. Stock Standard

■ NOT STOCKED—
Call for Delivery

For patent information
visit www.kyocera-sgstool.com/patents



43LB
FRACTIONAL SERIES

TOLERANCES (inch)

1/4–3/8 DIAMETER

$D_1 = +0.0000/-0.00035$

$D_2 = h_6$

1/2–5/8 DIAMETER

$D_1 = +0.0000/-0.00043$

$D_2 = h_6$

3/4–1 DIAMETER

$D_1 = +0.0000/-0.00051$

$D_2 = h_6$

NON-FERROUS

PLASTICS/COMPOSITES

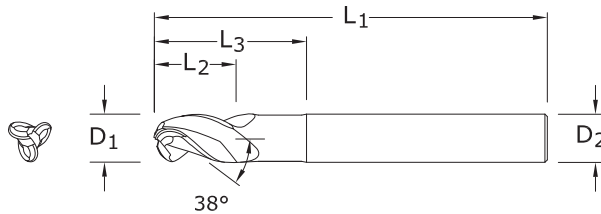
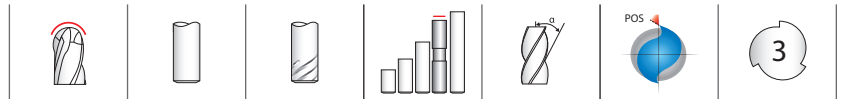
● U.S. Stock Standard

■ NOT STOCKED—
Call for Delivery

For patent information
visit www.kyocera-sgstool.com/patents

CUTTING DIAMETER D_1	LENGTH OF CUT L_2	OVERALL LENGTH L_1	SHANK DIAMETER D_2	REACH L_3	EDP NO.		STOCK
					UNCOATED	Ti-NAMITE-B (TiB ₂)	
1/4	3/8	2-1/2	1/4	3/4	34941	35005	●
3/8	1/2	3	3/8	1-1/8	34943	35007	●
1/2	5/8	3	1/2	1-3/8	34945	35009	●
1/2	5/8	4	1/2	2-1/4	34946	35010	●
5/8	3/4	4	5/8	1-5/8	34949	35013	●
3/4	1	4	3/4	2	34951	35015	●
1	1-1/4	5	1	2-5/8	34954	35018	●
1	1-1/4	6	1	3-3/8	34955	35019	●

- Circular land allows for increased control at various speed and feed rates and reduces chatter
- Symmetrical end gashing for excellent balance at high speeds and aggressive plunging capability
- Open fluting for deep slotting and profiling
- Necked design with blended diameter transitions provide clearance to reach
- Ball nose design ideal for finishing operations in complex workpieces
- Recommended for materials ≤ 150 Bhn (≤ 7 HRC)



43EB
FRACTIONAL SERIES

TOLERANCES (inch)

1/4–3/8 DIAMETER

$D_1 = +0.0000/-0.00035$

$D_2 = h_6$

1/2–5/8 DIAMETER

$D_1 = +0.0000/-0.00043$

$D_2 = h_6$

3/4–1 DIAMETER

$D_1 = +0.0000/-0.00051$

$D_2 = h_6$

$R = +0.0000/-0.0020$

NON-FERROUS

PLASTICS/COMPOSITES

● U.S. Stock Standard

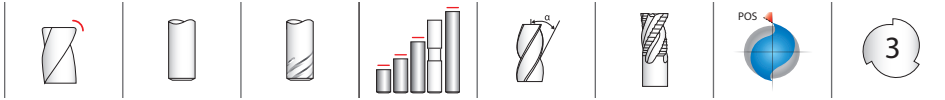
■ NOT STOCKED—
Call for Delivery

For patent information
visit www.kyocera-sgstool.com/patents

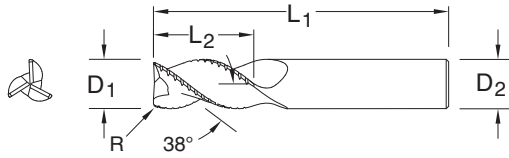
CUTTING DIAMETER D_1	LENGTH OF CUT L_2	OVERALL LENGTH L_1	SHANK DIAMETER D_2	REACH L_3	EDP NO.		STOCK
					UNCOATED	Ti-NAMITE-B (TiB ₂)	
1/4	3/8	3	1/4	1-1/8	34942	35006	●
3/8	1/2	4	3/8	2-1/8	34944	35008	●
1/2	5/8	5	1/2	3-3/8	34947	35011	●
1/2	5/8	6	1/2	4-1/4	34948	35012	●
5/8	3/4	6	5/8	3-3/8	34950	35014	●
3/4	1	6	3/4	3-3/8	34952	35016	●
1	1-1/4	7	1	4-3/8	34956	35020	●

- Circular land allows for increased control at various speed and feed rates and reduces chatter
- Symmetrical end gashing for excellent balance at high speeds and aggressive plunging capability
- Open fluting for deep slotting and profiling
- Necked design with blended diameter transitions provide clearance to reach
- Ball nose design ideal for finishing operations in complex workpieces
- Recommended for materials ≤ 150 Bhn (≤ 7 HRC)

FRACTIONAL S-Carb



43CB FRACTIONAL SERIES



- Circular land allows for increased control at various speed and feed rates and reduces chatter
- Symmetrical end gashing for excellent balance at high speeds and aggressive plunging capability
- Chip breakers reduce machine loads up to 15% for increased roughing feed rate capability
- Open fluting for deep slotting and profiling
- Recommended for materials ≤ 150 Bhn (≤ 7 HRC)

CUTTING DIAMETER D_1	LENGTH OF CUT L_2	inch			EDP NO.		STOCK
		OVERALL LENGTH L_1	SHANK DIAMETER D_2	CORNER RADIUS R	UNCOATED	Ti-NAMITE-B (TiB ₂)	
1/4	3/8	2-1/2	1/4	.020	33390	33450	●
1/4	1/2	2-1/2	1/4	.020	33391	33451	●
1/4	3/4	2-1/2	1/4	.020	33392	33452	●
1/4	1	3	1/4	.020	33393	33453	●
1/4	1-1/4	3-1/2	1/4	.020	33394	33454	●
1/4	1-3/4	4	1/4	.020	33395	33455	●
5/16	7/16	2-1/2	5/16	.020	33396	33456	●
5/16	11/16	2-1/2	5/16	.020	33397	33457	●
5/16	1	3	5/16	.020	33398	33458	●
5/16	2-1/8	4	5/16	.020	33400	33460	●
3/8	1/2	3	3/8	.020	33401	33461	●
3/8	1	2-1/2	3/8	.020	34300	34305	●
3/8	1-1/4	3-1/2	3/8	.020	33402	33462	●
3/8	1-1/2	4	3/8	.020	33403	33463	●
3/8	2	4	3/8	.020	33404	33464	●
1/2	5/8	3	1/2	.030	33406	33466	●
1/2	1	3	1/2	.030	33407	33467	●
1/2	1-1/4	3-1/4	1/2	.030	34301	34306	●
1/2	1-5/8	4	1/2	.030	33408	33468	●
1/2	2	4	1/2	.030	33409	33469	●
1/2	2-1/2	5	1/2	.030	33410	33470	●
1/2	3-1/8	6	1/2	.030	33411	33471	●
5/8	3/4	3-1/2	5/8	.030	33412	33472	●
5/8	1-5/8	3-3/4	5/8	.030	34302	34307	●
5/8	2-1/8	4	5/8	.030	33413	33473	●
5/8	3-1/4	6	5/8	.030	33415	33475	●
5/8	3-3/4	6	5/8	.030	33416	33476	●
3/4	1	4	3/4	.030	33417	33477	●
3/4	1-5/8	4	3/4	.030	34303	34308	●
3/4	2-1/4	4	3/4	.030	33418	33478	●
3/4	3-1/4	6	3/4	.030	33419	33479	●
3/4	4	6	3/4	.030	33420	33480	●
1	1-1/4	5	1	.030	33421	33481	●
1	2	4-1/2	1	.030	34304	34309	●
1	2-5/8	6	1	.030	33422	33482	●
1	3-1/4	6	1	.030	33423	33483	●
1	4-1/8	7	1	.030	33424	33484	●

TOLERANCES (inch)

1/4–3/8 DIAMETER

$D_1 = +0.0000/-0.00035$

$D_2 = h_6$

$R = +0.0000/-0.0020$

1/2–5/8 DIAMETER

$D_1 = +0.0000/-0.00043$

$D_2 = h_6$

$R = +0.0000/-0.0020$

3/4–1 DIAMETER

$D_1 = +0.0000/-0.00051$

$D_2 = h_6$

$R = +0.0000/-0.0020$

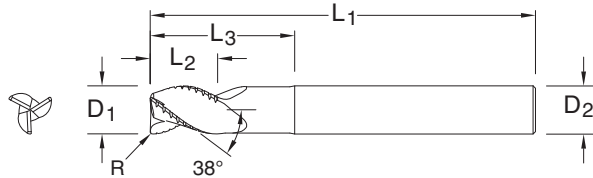
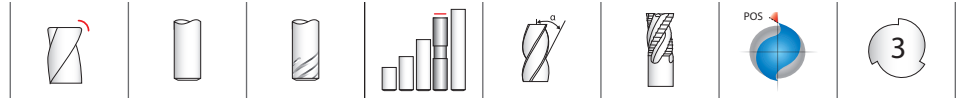
NON-FERROUS

PLASTICS/COMPOSITES

● U.S. Stock Standard

■ NOT STOCKED—
Call for Delivery

For patent information
visit www.kyocera-sgsgstool.com/patents



43LCB
FRACTIONAL SERIES

TOLERANCES (inch)

1/4–3/8 DIAMETER

$D_1 = +0.0000/-0.00035$

$D_2 = h_6$

$R = +0.0000/-0.0020$

1/2–5/8 DIAMETER

$D_1 = +0.0000/-0.00043$

$D_2 = h_6$

$R = +0.0000/-0.0020$

3/4–1 DIAMETER

$D_1 = +0.0000/-0.00051$

$D_2 = h_6$

$R = +0.0000/-0.0020$

NON-FERROUS

PLASTICS/COMPOSITES

- U.S. Stock Standard
- NOT STOCKED—
Call for Delivery

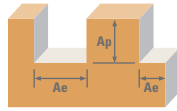
For patent information
visit www.kyocera-sgtool.com/patents

CUTTING DIAMETER D_1	LENGTH OF CUT L_2	OVERALL LENGTH L_1	inch			CORNER RADIUS R	EDP NO.		STOCK
			SHANK DIAMETER D_2	REACH L_3	UNCOATED		Ti-NAMITE-B (TiB ₂)		
1/4	3/8	4	1/4	3/4	.020	33500	33540	●	
1/4	3/8	4	1/4	1-1/8	.020	33501	33541	●	
1/4	3/8	4	1/4	2-1/8	.020	33502	33542	●	
5/16	7/16	4	5/16	1-1/8	.020	33503	33543	●	
5/16	7/16	4	5/16	2-1/8	.020	33504	33544	●	
3/8	1/2	4	3/8	1-1/8	.020	33507	33547	●	
3/8	1/2	4	3/8	2-1/8	.020	33508	33548	●	
1/2	5/8	4	1/2	1-3/8	.030	33511	33551	●	
1/2	5/8	4	1/2	2-1/4	.030	33512	33552	●	
1/2	5/8	6	1/2	3-3/8	.030	33513	33553	●	
1/2	5/8	6	1/2	4-1/4	.030	33514	33554	●	
5/8	3/4	4	5/8	1-5/8	.030	33515	33555	●	
5/8	3/4	6	5/8	2-3/8	.030	33516	33556	●	
5/8	3/4	6	5/8	3-3/8	.030	33517	33557	●	
5/8	3/4	6	5/8	4-3/8	.030	33518	33558	●	
3/4	1	4	3/4	2	.030	33519	33559	●	
3/4	1	6	3/4	2-1/2	.030	33520	33560	●	
3/4	1	6	3/4	3-3/8	.030	33521	33561	●	
3/4	1	6	3/4	4-3/8	.030	33522	33562	●	
1	1-1/4	6	1	2-5/8	.030	33523	33563	●	
1	1-1/4	6	1	3-3/8	.030	33524	33564	●	
1	1-1/4	7	1	4-3/8	.030	33525	33565	●	

- Circular land allows for increased control at various speed and feed rates and reduces chatter
- Symmetrical end gashing for excellent balance at high speeds and aggressive plunging capability
- Chip breakers reduce machine loads up to 15% for increased roughing feed rate capability
- Open fluting for deep slotting and profiling
- Necked design with blended diameter transitions provide clearance to reach
- Recommended for materials ≤ 150 Bhn (≤ 7 HRc)

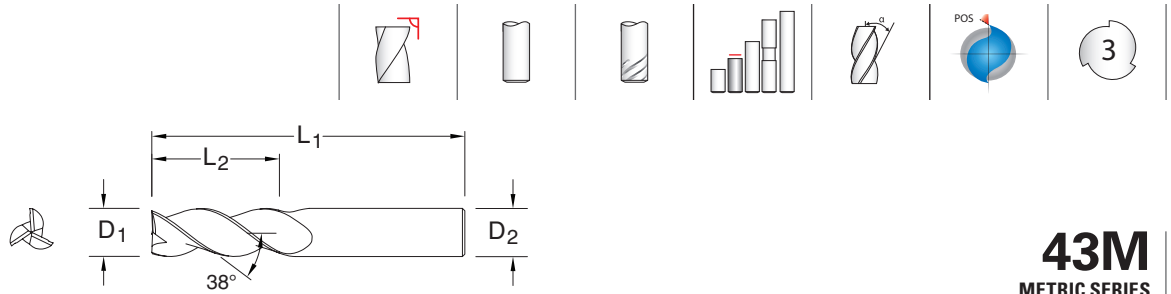
FRACTIONAL S-Carb

Series
43CR, 43CB, 43LC,
43, 43L, 43LCB, 43B,
43LB, 43ELB, 43EC
Fractional



Material	Hardness	Ae x D ₁	Ap x D ₁	Vc (sfm)		Diameter (D ₁) (inch)							
						1/8	1/4	3/8	1/2	3/4	1		
ALUMINUM ALLOYS 2024, 5052, 5086, 6061, 6073, 7075	≤ 150 Bhn or ≤ 7 HRc	Slot 	1	≤ 1	1600 (1280-1920)	RPM	48896	24448	16299	12224	8149	6112	
						Fz	0.0009	0.0025	0.0045	0.0060	0.0070	0.0085	
						Feed (ipm)	132	183	220	220	171	156	
		Profile 	≤ 0.5	≤ 1.5	2000 (1600-2400)	RPM	61120	30560	20373	15280	10187	7640	
						Fz	0.0009	0.0025	0.0045	0.0060	0.0070	0.0085	
						Feed (ipm)	165	229	275	275	214	195	
	HSM 	≤ 0.05	≤ 2	3300 (2640-3960)	RPM	100848	50424	33616	25212	16808	12606		
					Fz	0.0021	0.0055	0.0105	0.0140	0.0165	0.0195		
					Feed (ipm)	635	832	1059	1059	832	737		
	ALUMINUM DIE CAST ALLOYS (HIGH SILICONE) A-390, A-392, B-390	≤ 125 Bhn or ≤ 77 HRb	Slot 	1	≤ 1	600 (480-720)	RPM	18336	9168	6112	4584	3056	2292
							Fz	0.0009	0.0025	0.0045	0.0060	0.0070	0.0085
							Feed (ipm)	50	69	83	83	64	58
Profile 			≤ 0.5	≤ 1.5	750 (600-900)	RPM	22920	11460	7640	5730	3820	2865	
						Fz	0.0009	0.0025	0.0045	0.0060	0.0070	0.0085	
						Feed (ipm)	62	86	103	103	80	73	
HSM 		≤ 0.05	≤ 2	1240 (992-1488)	RPM	37894	18947	12631	9474	6316	4737		
					Fz	0.0021	0.0055	0.0105	0.0140	0.0165	0.0195		
					Feed (ipm)	239	313	398	398	313	277		
COPPER ALLOYS Aluminum Bronze Brass Naval Brass Red Brass		≤ 140 Bhn or ≤ 3 HRc	Slot 	1	≤ 1	865 (692-1038)	RPM	26434	13217	8811	6609	4406	3304
							Fz	0.0008	0.0020	0.0040	0.0050	0.0060	0.0070
							Feed (ipm)	63	79	106	99	79	69
	Profile 		≤ 0.5	≤ 1.5	1080 (864-1296)	RPM	33005	16502	11002	8251	5501	4126	
						Fz	0.0008	0.0020	0.0040	0.0050	0.0060	0.0070	
						Feed (ipm)	79	99	132	124	99	87	
	HSM 	≤ 0.05	≤ 2	1780 (1424-2136)	RPM	54397	27198	18132	13599	9066	6800		
					Fz	0.0017	0.0045	0.0085	0.0115	0.0140	0.0160		
					Feed (ipm)	277	367	462	469	381	326		
	COPPER ALLOYS Beryllium Copper C110, Malleable Bronze, Tin Bronze	≤ 200 Bhn or ≤ 23 HRc	Slot 	1	≤ 1	345 (276-414)	RPM	10543	5272	3514	2636	1757	1318
							Fz	0.0008	0.0020	0.0040	0.0050	0.0060	0.0070
							Feed (ipm)	25	32	42	40	32	28
Profile 			≤ 0.5	≤ 1.5	430 (344-516)	RPM	13141	6570	4380	3285	2190	1643	
						Fz	0.0008	0.0020	0.0040	0.0050	0.0060	0.0070	
						Feed (ipm)	32	39	53	49	39	34	
HSM 		≤ 0.05	≤ 2	710 (568-852)	RPM	21698	10849	7233	5424	3616	2712		
					Fz	0.0017	0.0045	0.0085	0.0115	0.0140	0.0160		
					Feed (ipm)	111	146	184	187	152	130		
PLASTICS ABS, Polycarbonate, PVC, Polypropylene			Slot 	1	≤ 1	1600 (1280-1920)	RPM	48896	24448	16299	12224	8149	6112
							Fz	0.0015	0.0040	0.0075	0.0100	0.0120	0.0140
							Feed (ipm)	220	293	367	367	293	257
	Profile 		≤ 0.5	≤ 1.5	2000 (1600-2400)	RPM	61120	30560	20373	15280	10187	7640	
						Fz	0.0015	0.0040	0.0075	0.0100	0.0120	0.0140	
						Feed (ipm)	275	367	458	458	367	321	
	HSM 	≤ 0.05	≤ 2	3300 (2640-3960)	RPM	100848	50424	33616	25212	16808	12606		
					Fz	0.0034	0.0090	0.0170	0.0230	0.0275	0.0320		
					Feed (ipm)	1029	1361	1714	1740	1387	1210		

Bhn (Brinell) HRc (Rockwell C) HRb (Rockwell B) HSM (High Speed Machining)
 $rpm = Vc \times 3.82 / D_1$
 $ipm = Fz \times 3 \times rpm$
 reduce speed and feed for materials harder than listed
 reduce cut depth and feed by 50% for long flute and long reach tools
 reduce feed and Ae when finish milling (.02 x D₁ maximum)
 refer to the SGS Tool Wizard for complete technical information (www.kyocera-sgstoool.com)



43M METRIC SERIES

TOLERANCES (mm)

6 DIAMETER

$D_1 = +0,000/-0,008$
 $D_2 = h_6$

>6-10 DIAMETER

$D_1 = +0,000/-0,009$
 $D_2 = h_6$

>10-18 DIAMETER

$D_1 = +0,000/-0,011$
 $D_2 = h_6$

>18-25 DIAMETER

$D_1 = +0,000/-0,013$
 $D_2 = h_6$

NON-FERROUS

PLASTICS/COMPOSITES

- U.S. Stock Standard
- NOT STOCKED—
Call for Delivery

For patent information
visit www.kyocera-sgstoool.com/patents

CUTTING DIAMETER D_1	LENGTH OF CUT L_2	OVERALL LENGTH L_1	SHANK DIAMETER D_2	EDP NO.		STOCK
				UNCOATED	Ti-NAMITE-B (TiB ₂)	
6,0	13,0	57,0	6,0	44701	44715	●
6,0	13,0	72,0	6,0	44702	44716	●
8,0	19,0	63,0	8,0	44703	44717	●
10,0	22,0	72,0	10,0	44705	44719	●
12,0	26,0	83,0	12,0	44708	44722	●
16,0	32,0	92,0	16,0	44711	44725	●
20,0	38,0	104,0	20,0	44714	44728	●
25,0	50,0	125,0	25,0	—	44731	■

- Circular land allows for increased control at various speed and feed rates and reduces chatter
- Symmetrical end gashing for excellent balance at high speeds and aggressive plunging capability
- Open fluting for deep slotting and profiling
- Recommended for materials ≤ 150 Bhn (≤ 7 HRC)

TOLERANCES (mm)

3 DIAMETER

$D_1 = +0,000/-0,006$
 $D_2 = h_6$

>3-6 DIAMETER

$D_1 = +0,000/-0,008$
 $D_2 = h_6$

>6-10 DIAMETER

$D_1 = +0,000/-0,009$
 $D_2 = h_6$

>10-18 DIAMETER

$D_1 = +0,000/-0,011$
 $D_2 = h_6$

>18-20 DIAMETER

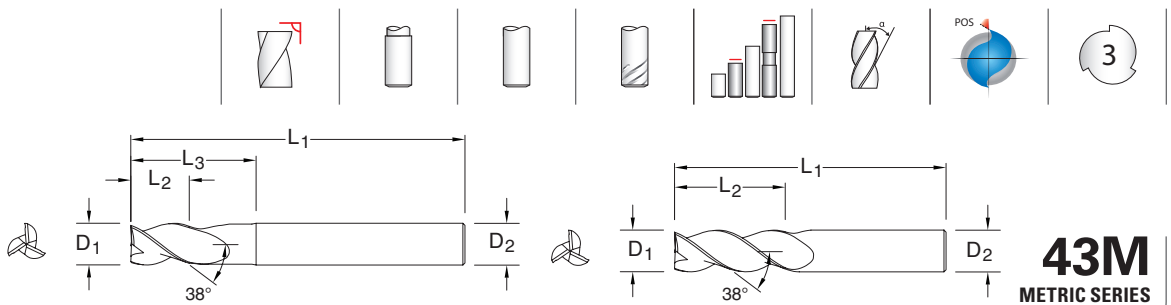
$D_1 = +0,000/-0,013$
 $D_2 = h_6$

NON-FERROUS

PLASTICS/COMPOSITES

- U.S. Stock Standard
- NOT STOCKED—
Call for Delivery

For patent information
visit www.kyocera-sgstoool.com/patents

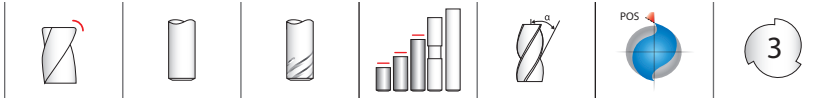


43M METRIC SERIES

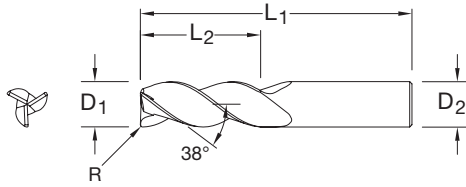
CUTTING DIAMETER D_1	LENGTH OF CUT L_2	OVERALL LENGTH L_1	SHANK DIAMETER D_2	REACH L_3	POLISHED FLUTE	EDP NO.		STOCK
						Ti-NAMITE-B (TiB ₂)		
3,0	8,0	52,0	6,0	—	●	44890	●	
4,0	11,0	55,0	6,0	—	●	44891	●	
5,0	13,0	57,0	6,0	—	●	44892	●	
6,0	24,0	75,0	6,0	—	●	44893	●	
8,0	32,0	75,0	8,0	—	●	44895	●	
10,0	40,0	100,0	10,0	—	●	44896	●	
12,0	48,0	100,0	12,0	—	●	44897	●	
14,0	30,0	89,0	14,0	—	●	44898	●	
14,0	18,0	125,0	14,0	45,0	●	44899	●	
16,0	64,0	125,0	16,0	—	●	44900	●	
20,0	80,0	150,0	20,0	—	●	44901	●	

- Circular land allows for increased control at various speed and feed rates and reduces chatter
- Symmetrical end gashing for excellent balance at high speeds and aggressive plunging capability
- Open fluting for deep slotting and profiling
- Polished flutes maximize chip evacuation and provides enhanced finish
- Recommended for materials ≤ 150 Bhn (≤ 7 HRC)

S-Carb



43MCR METRIC SERIES



- Circular land allows for increased control at various speed and feed rates and reduces chatter
- Symmetrical end gashing for excellent balance at high speeds and aggressive plunging capability
- Open fluting for deep slotting and profiling
- Enhanced corner geometry with tight tolerance corner radii
- Recommended for materials ≤ 150 Bhn (≤ 7 HRC)

CUTTING DIAMETER D ₁	LENGTH OF CUT L ₂	mm			EDP NO.		STOCK
		OVERALL LENGTH L ₁	SHANK DIAMETER D ₂	CORNER RADIUS R	UNCOATED	Ti-NAMITE-B (TiB ₂)	
6,0	13,0	57,0	6,0	1,5	—	44732	■
12,0	26,0	83,0	12,0	1,5	44814	44733	■
12,0	26,0	83,0	12,0	2,0	44815	44826	■
12,0	26,0	83,0	12,0	2,5	44816	44827	■
12,0	26,0	83,0	12,0	3,0	44817	44734	■
16,0	32,0	92,0	16,0	1,5	44818	44735	■
16,0	32,0	92,0	16,0	2,0	44819	44828	■
16,0	32,0	92,0	16,0	2,5	44820	44829	■
16,0	32,0	92,0	16,0	3,0	44821	44736	■
20,0	38,0	104,0	20,0	2,0	44822	44830	■
20,0	38,0	104,0	20,0	2,5	44823	44831	■
20,0	38,0	104,0	20,0	3,0	44824	44737	■

TOLERANCES (mm)

6 DIAMETER

D₁ = +0,000/-0,008

D₂ = h₆

>6-10 DIAMETER

D₁ = +0,000/-0,009

D₂ = h₆

>10-18 DIAMETER

D₁ = +0,000/-0,011

D₂ = h₆

>18-20 DIAMETER

D₁ = +0,000/-0,013

D₂ = h₆

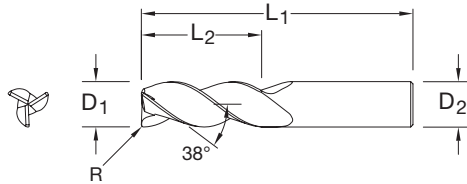
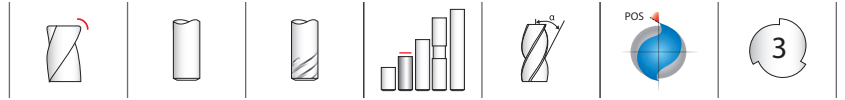
NON-FERROUS

PLASTICS/COMPOSITES

● U.S. Stock Standard

■ NOT STOCKED—
Call for Delivery

For patent information
visit www.kyocera-sgstool.com/patents



TOLERANCES (mm)

6 DIAMETER

$D_1 = +0,000/-0,008$

$D_2 = h_6$

$R = +0,00/-0,05$

>6-10 DIAMETER

$D_1 = +0,000/-0,009$

$D_2 = h_6$

$R = +0,00/-0,05$

>10-18 DIAMETER

$D_1 = +0,000/-0,011$

$D_2 = h_6$

$R = +0,00/-0,05$

>18-20 DIAMETER

$D_1 = +0,000/-0,013$

$D_2 = h_6$

$R = +0,00/-0,05$

NON-FERROUS

PLASTICS/COMPOSITES

● U.S. Stock Standard

■ NOT STOCKED—
Call for Delivery

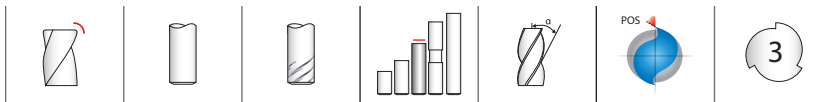
For patent information
visit www.kyocera-sgstoool.com/patents

43MCR

METRIC SERIES

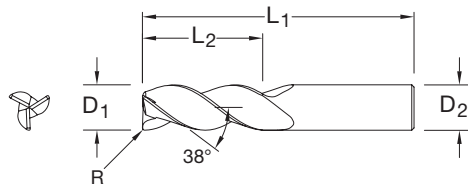
CUTTING DIAMETER D_1	LENGTH OF CUT L_2	OVERALL LENGTH L_1	SHANK DIAMETER D_2	CORNER RADIUS R	POLISHED FLUTE	EDP NO.	STOCK
						Ti-NAMITE-B (TiB ₂)	
6,0	13,0	57,0	6,0	0,5	•	44902	●
6,0	13,0	57,0	6,0	1,0	•	44894	●
6,0	13,0	72,0	6,0	0,8	•	44842	●
6,0	13,0	72,0	6,0	1,2	•	44843	●
8,0	19,0	63,0	8,0	0,3	•	44846	●
8,0	19,0	63,0	8,0	0,5	•	44847	●
8,0	19,0	63,0	8,0	1,0	•	44848	●
8,0	19,0	63,0	8,0	1,5	•	44849	●
10,0	22,0	72,0	10,0	0,3	•	44854	●
10,0	22,0	72,0	10,0	0,5	•	44855	●
10,0	22,0	72,0	10,0	1,0	•	44856	●
10,0	22,0	72,0	10,0	1,5	•	44857	●
14,0	30,0	89,0	14,0	1,0	•	44868	●
14,0	30,0	89,0	14,0	2,0	•	44869	●
14,0	30,0	89,0	14,0	3,0	•	44870	●
16,0	32,0	92,0	16,0	4,0	•	44871	●
20,0	38,0	104,0	20,0	4,0	•	44879	●

- Circular land allows for increased control at various speed and feed rates and reduces chatter
- Symmetrical end gashing for excellent balance at high speeds and aggressive plunging capability
- Open fluting for deep slotting and profiling
- Polished flutes maximize chip evacuation and provides enhanced finish
- Enhanced corner geometry with tight tolerance corner radii
- Recommended for materials ≤ 150 Bhn (≤ 7 HRC)



43MCR 4xD

METRIC SERIES



- Circular land allows for increased control at various speed and feed rates and reduces chatter
- Symmetrical end gashing for excellent balance at high speeds and aggressive plunging capability
- Open fluting for deep slotting and profiling
- Polished flutes maximize chip evacuation and provides enhanced finish
- Enhanced corner geometry with tight tolerance corner radii
- Recommended for materials ≤ 150 Bhn (≤ 7 HRC)

CUTTING DIAMETER D ₁	LENGTH OF CUT L ₂	mm			CORNER RADIUS R	POLISHED FLUTE	EDP NO. Ti-NAMITE-B (TiB ₂)	STOCK
		OVERALL LENGTH L ₁	SHANK DIAMETER D ₂					
6,0	24,0	75,0	6,0	0,5	•	44844	●	
6,0	24,0	75,0	6,0	1,0	•	44845	●	
8,0	32,0	75,0	8,0	0,5	•	44850	●	
8,0	32,0	75,0	8,0	1,0	•	44851	●	
8,0	32,0	75,0	8,0	1,5	•	44852	●	
8,0	32,0	75,0	8,0	2,0	•	44853	●	
10,0	40,0	100,0	10,0	0,5	•	44858	●	
10,0	40,0	100,0	10,0	1,0	•	44859	●	
10,0	40,0	100,0	10,0	1,5	•	44860	●	
10,0	40,0	100,0	10,0	2,0	•	44861	●	
12,0	48,0	100,0	12,0	0,5	•	44862	●	
12,0	48,0	100,0	12,0	1,0	•	44863	●	
12,0	48,0	100,0	12,0	1,5	•	44864	●	
12,0	48,0	100,0	12,0	2,0	•	44865	●	
12,0	48,0	100,0	12,0	2,5	•	44866	●	
12,0	48,0	100,0	12,0	3,0	•	44867	●	
16,0	64,0	125,0	16,0	0,5	•	44872	●	
16,0	64,0	125,0	16,0	1,0	•	44873	●	
16,0	64,0	125,0	16,0	1,5	•	44874	●	
16,0	64,0	125,0	16,0	2,0	•	44875	●	
16,0	64,0	125,0	16,0	2,5	•	44876	●	
16,0	64,0	125,0	16,0	3,0	•	44877	●	
16,0	64,0	125,0	16,0	4,0	•	44878	●	
20,0	80,0	150,0	20,0	0,5	•	44880	●	
20,0	80,0	150,0	20,0	1,0	•	44881	●	
20,0	80,0	150,0	20,0	1,5	•	44882	●	
20,0	80,0	150,0	20,0	2,0	•	44883	●	
20,0	80,0	150,0	20,0	2,5	•	44884	●	
20,0	80,0	150,0	20,0	3,0	•	44885	●	
20,0	80,0	150,0	20,0	4,0	•	44886	●	

TOLERANCES (mm)

6 DIAMETER

D₁ = +0,000/-0,008

D₂ = h₆

R = +0,00/-0,05

>6-10 DIAMETER

D₁ = +0,000/-0,009

D₂ = h₆

R = +0,00/-0,05

>10-18 DIAMETER

D₁ = +0,000/-0,011

D₂ = h₆

R = +0,00/-0,05

>18-20 DIAMETER

D₁ = +0,000/-0,013

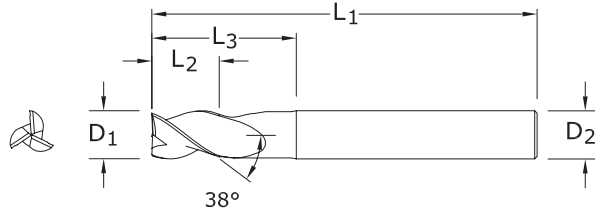
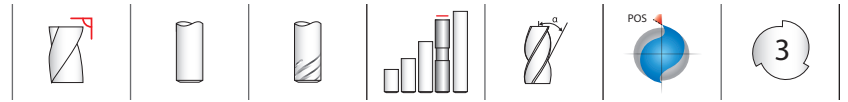
D₂ = h₆

R = +0,00/-0,05

- NON-FERROUS
- PLASTICS/COMPOSITES

- U.S. Stock Standard
- NOT STOCKED—
Call for Delivery

For patent information visit www.kyocera-sgstoool.com/patents



43ML METRIC SERIES

TOLERANCES (mm)

6 DIAMETER

$D_1 = +0,000/-0,008$

$D_2 = h_6$

>6-10 DIAMETER

$D_1 = +0,000/-0,009$

$D_2 = h_6$

>10-18 DIAMETER

$D_1 = +0,000/-0,011$

$D_2 = h_6$

>18-20 DIAMETER

$D_1 = +0,000/-0,013$

$D_2 = h_6$

NON-FERROUS

PLASTICS/COMPOSITES

● U.S. Stock Standard

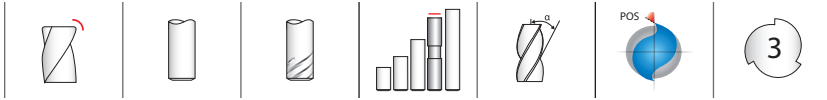
■ NOT STOCKED—
Call for Delivery

For patent information
visit www.kyocera-sgtool.com/patents

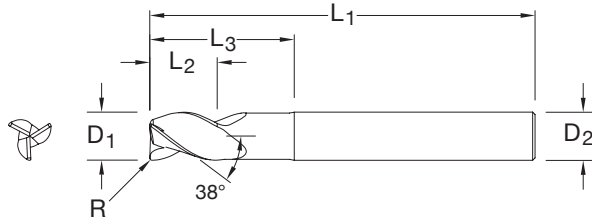
CUTTING DIAMETER D_1	LENGTH OF CUT L_2	mm			EDP NO.	STOCK
		OVERALL LENGTH L_1	SHANK DIAMETER D_2	REACH L_3	Ti-NAMITE-B (TiB ₂)	
6,0	10,0	75,0	6,0	20,0	42706	■
8,0	12,0	75,0	8,0	25,0	42707	■
10,0	14,0	100,0	10,0	35,0	42708	■
12,0	16,0	100,0	12,0	40,0	42709	■
16,0	20,0	125,0	16,0	50,0	42710	■
20,0	25,0	150,0	20,0	65,0	42711	■

- Circular land allows for increased control at various speed and feed rates and reduces chatter
- Symmetrical end gashing for excellent balance at high speeds and aggressive plunging capability
- Open fluting for deep slotting and profiling
- Necked design with blended diameter transitions provide clearance to reach
- Recommended for materials ≤ 150 Bhn (≤ 7 HRC)

S-Carb



43MLC METRIC SERIES



- Circular land allows for increased control at various speed and feed rates and reduces chatter
- Symmetrical end gashing for excellent balance at high speeds and aggressive plunging capability
- Open fluting for deep slotting and profiling
- Necked design with blended diameter transitions provide clearance to reach
- Enhanced corner geometry with tight tolerance corner radii
- Recommended for materials ≤ 150 Bhn (≤ 7 HRC)

CUTTING DIAMETER D_1	LENGTH OF CUT L_2	OVERALL LENGTH L_1	SHANK DIAMETER D_2	REACH L_3	CORNER RADIUS R	EDP NO.		STOCK
						UNCOATED	TI-NAMITE-B (TiB ₂)	
6,0	10,0	63,0	6,0	20,0	0,5	44769	44789	●
6,0	10,0	63,0	6,0	20,0	1,0	44770	44790	●
6,0	13,0	72,0	6,0	30,0	0,5	44771	44791	●
6,0	13,0	72,0	6,0	30,0	1,0	44772	44792	●
8,0	12,0	75,0	8,0	25,0	0,3	44773	44793	●
8,0	12,0	75,0	8,0	25,0	0,5	44774	44794	●
8,0	12,0	75,0	8,0	25,0	1,0	44775	44795	●
8,0	12,0	75,0	8,0	25,0	1,5	44776	44796	●
10,0	14,0	100,0	10,0	35,0	0,3	44777	44797	●
10,0	14,0	100,0	10,0	35,0	0,5	44778	44798	●
10,0	14,0	100,0	10,0	35,0	1,0	44779	44799	●
10,0	14,0	100,0	10,0	35,0	1,5	44780	44800	●
12,0	16,0	100,0	12,0	40,0	0,5	44781	44801	●
12,0	16,0	100,0	12,0	40,0	1,0	44782	44802	●
12,0	16,0	100,0	12,0	40,0	1,5	44783	44803	●
12,0	16,0	100,0	12,0	40,0	2,0	44784	44804	●
12,0	16,0	100,0	12,0	40,0	2,5	44832	44839	■
12,0	16,0	100,0	12,0	40,0	3,0	44833	44738	■
12,0	16,0	100,0	12,0	40,0	4,0	44834	44741	■
16,0	20,0	125,0	16,0	50,0	2,0	44785	44805	●
16,0	20,0	125,0	16,0	50,0	2,5	44835	44840	■
16,0	20,0	125,0	16,0	50,0	3,0	44836	44739	■
16,0	20,0	125,0	16,0	50,0	4,0	44786	44806	●
20,0	25,0	150,0	20,0	65,0	2,0	44787	44807	●
20,0	25,0	150,0	20,0	65,0	2,5	44837	44841	■
20,0	25,0	150,0	20,0	65,0	3,0	44838	44740	■
20,0	25,0	150,0	20,0	65,0	4,0	44788	44808	●

TOLERANCES (mm)

>6–10 DIAMETER
 $D_1 = +0,000/-0,009$
 $D_2 = h_6$
 $R = +0,00/-0,05$

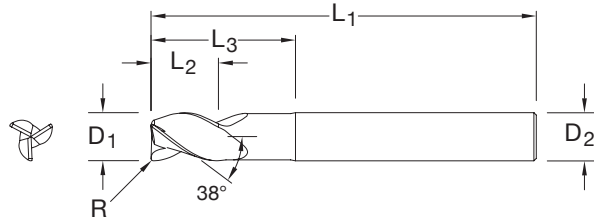
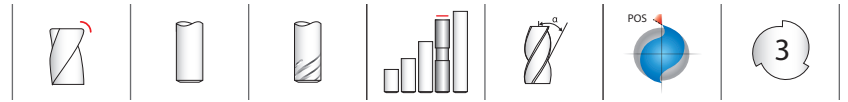
>10–18 DIAMETER
 $D_1 = +0,000/-0,011$
 $D_2 = h_6$
 $R = +0,00/-0,05$

>18–20 DIAMETER
 $D_1 = +0,000/-0,013$
 $D_2 = h_6$
 $R = +0,00/-0,05$

- NON-FERROUS
- PLASTICS/COMPOSITES

- U.S. Stock Standard
- NOT STOCKED—
Call for Delivery

For patent information visit www.kyocera-sgstool.com/patents



43MLC Aero Radius Range

METRIC SERIES

TOLERANCES (mm)

>6–10 DIAMETER

$D_1 = +0,000/-0,009$

$D_2 = h_6$

$R = +0,00/-0,05$

>10–18 DIAMETER

$D_1 = +0,000/-0,011$

$D_2 = h_6$

$R = +0,00/-0,05$

>18–20 DIAMETER

$D_1 = +0,000/-0,013$

$D_2 = h_6$

$R = +0,00/-0,05$

$D_1 = +0,000/-0,013$

$D_2 = h_6$

NON-FERROUS

PLASTICS/COMPOSITES

● U.S. Stock Standard

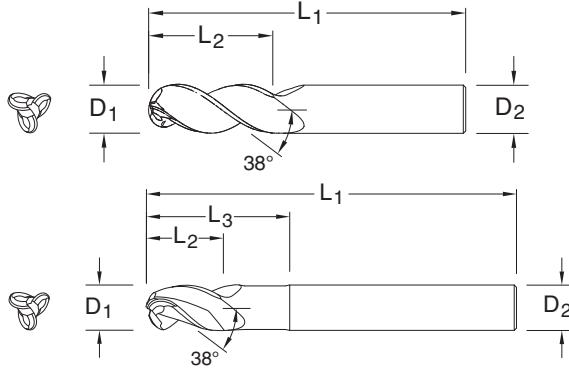
■ NOT STOCKED—
Call for Delivery

For patent information
visit www.kyocera-sgtool.com/patents

CUTTING DIAMETER D_1	LENGTH OF CUT L_2	OVERALL LENGTH L_1	mm				CORNER RADIUS R	POLISHED FLUTE	EDP NO.	STOCK
			SHANK DIAMETER D_2	REACH L_3	Ti-NAMITE-B (TiB ₂)					
8,0	12,0	75,0	8,0	25,0	0,8	●	44950	●		
8,0	12,0	75,0	8,0	25,0	1,2	●	44951	●		
8,0	12,0	75,0	8,0	25,0	1,6	●	44952	●		
10,0	14,0	100,0	10,0	35,0	0,8	●	44953	●		
10,0	14,0	100,0	10,0	35,0	1,2	●	44954	●		
10,0	14,0	100,0	10,0	35,0	1,6	●	44955	●		
10,0	14,0	100,0	10,0	35,0	2,4	●	44956	●		
12,0	16,0	100,0	12,0	40,0	0,8	●	44957	●		
12,0	16,0	100,0	12,0	40,0	1,2	●	44958	●		
12,0	16,0	100,0	12,0	40,0	1,6	●	44959	●		
12,0	16,0	100,0	12,0	40,0	2,4	●	44960	●		
14,0	18,0	125,0	14,0	45,0	1,0	●	44961	●		
14,0	18,0	125,0	14,0	45,0	2,0	●	44962	●		
14,0	18,0	125,0	14,0	45,0	3,0	●	44963	●		
14,0	18,0	125,0	14,0	45,0	4,0	●	44964	●		
16,0	20,0	125,0	16,0	50,0	0,8	●	44965	●		
16,0	20,0	125,0	16,0	50,0	1,2	●	44966	●		
16,0	20,0	125,0	16,0	50,0	1,6	●	44967	●		
16,0	20,0	125,0	16,0	50,0	2,4	●	44968	●		
16,0	20,0	125,0	16,0	50,0	3,2	●	44969	●		
20,0	25,0	150,0	20,0	65,0	0,8	●	44970	●		
20,0	25,0	150,0	20,0	65,0	1,2	●	44971	●		
20,0	25,0	150,0	20,0	65,0	1,6	●	44972	●		
20,0	25,0	150,0	20,0	65,0	2,4	●	44973	●		
20,0	25,0	150,0	20,0	65,0	3,2	●	44974	●		

- Circular land allows for increased control at various speed and feed rates and reduces chatter
- Symmetrical end gashing for excellent balance at high speeds and aggressive plunging capability
- Open fluting for deep slotting and profiling
- Polished flutes maximize chip evacuation and provides enhanced finish
- Necked design with blended diameter transitions provide clearance to reach
- Enhanced corner geometry with tight tolerance corner radii
- Recommended for materials ≤ 150 Bhn (≤ 7 HRC)

METRIC S-Carb



43MB METRIC SERIES

- Circular land allows for increased control at various speed and feed rates and reduces chatter
- Symmetrical end gashing for excellent balance at high speeds and aggressive plunging capability
- Open fluting for deep slotting and profiling
- Polished flutes maximize chip evacuation and provides enhanced finish
- Ball nose design ideal for finishing operations in complex workpieces
- Recommended for materials ≤ 150 Bhn (≤ 7 HRC)

mm						EDP NO.	STOCK
CUTTING DIAMETER D ₁	LENGTH OF CUT L ₂	OVERALL LENGTH L ₁	SHANK DIAMETER D ₂	REACH L ₃	POLISHED FLUTE	Ti-NAMITE-B (TiB ₂)	
3,0	4,5	57,0	6,0	—	•	44916	●
3,0	6,0	57,0	6,0	10,0	•	44917	●
3,0	9,0	57,0	6,0	16,0	•	44918	●
4,0	6,0	57,0	6,0	—	•	44919	●
4,0	8,0	57,0	6,0	13,0	•	44920	●
4,0	12,0	57,0	6,0	21,0	•	44921	●
5,0	7,5	57,0	6,0	—	•	44922	●
5,0	10,0	63,0	6,0	16,0	•	44923	●
5,0	15,0	63,0	6,0	26,0	•	44924	●
6,0	9,0	57,0	6,0	—	•	44925	●
6,0	12,0	63,0	6,0	19,0	•	44926	●
6,0	18,0	75,0	6,0	31,0	•	44927	●
8,0	12,0	63,0	8,0	—	•	44928	●
8,0	16,0	75,0	8,0	25,0	•	44929	●
8,0	24,0	83,0	8,0	41,0	•	44930	●
10,0	15,0	75,0	10,0	—	•	44931	●
10,0	20,0	83,0	10,0	31,0	•	44932	●
10,0	30,0	100,0	10,0	51,0	•	44933	●
12,0	18,0	83,0	12,0	—	•	44934	●
12,0	24,0	100,0	12,0	37,0	•	44935	●
12,0	36,0	130,0	12,0	61,0	•	44936	●
16,0	24,0	100,0	16,0	—	•	44937	●
16,0	32,0	130,0	16,0	49,0	•	44938	●
16,0	48,0	150,0	16,0	81,0	•	44939	●
20,0	30,0	108,0	20,0	—	•	44940	●
20,0	40,0	130,0	20,0	61,0	•	44941	●
20,0	60,0	150,0	20,0	101,0	•	44942	●
25,0	37,5	127,0	25,0	—	•	44943	●
25,0	50,0	152,0	25,0	76,0	•	44944	●
25,0	75,0	170,0	25,0	126,0	•	44945	●

TOLERANCES (mm)

3 DIAMETER

D₁ = +0,000/-0,006
D₂ = h₆

>3-6 DIAMETER

D₁ = +0,000/-0,008
D₂ = h₆

>6-10 DIAMETER

D₁ = +0,000/-0,009
D₂ = h₆

>10-18 DIAMETER

D₁ = +0,000/-0,011
D₂ = h₆

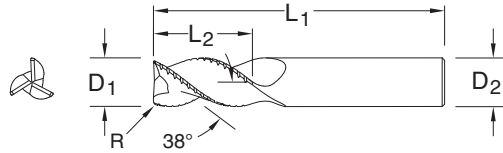
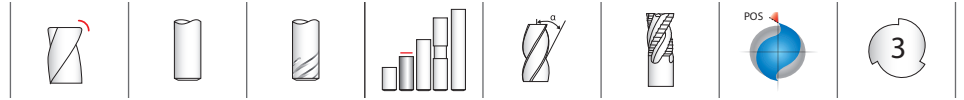
>18-25 DIAMETER

D₁ = +0,000/-0,013
D₂ = h₆

- NON-FERROUS
- PLASTICS/COMPOSITES

- U.S. Stock Standard
- NOT STOCKED—
Call for Delivery

For patent information
visit www.kyocera-sgstoool.com/patents



43MCB
METRIC SERIES

TOLERANCES (mm)

>6–10 DIAMETER

$D_1 = +0,000/-0,009$

$D_2 = h_6$

$R = +0,00/-0,05$

>10–18 DIAMETER

$D_1 = +0,000/-0,011$

$D_2 = h_6$

$R = +0,00/-0,05$

>18–20 DIAMETER

$D_1 = +0,000/-0,013$

$D_2 = h_6$

$R = +0,00/-0,05$

NON-FERROUS

PLASTICS/COMPOSITES

- U.S. Stock Standard
- NOT STOCKED—
Call for Delivery

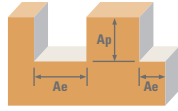
For patent information
visit www.kyocera-sgstoool.com/patents

CUTTING DIAMETER D_1	LENGTH OF CUT L_2	OVERALL LENGTH L_1	SHANK DIAMETER D_2	CORNER RADIUS R	EDP NO.		STOCK
					UNCOATED	Ti-NAMITE-B (TiB ₂)	
6,0	19,0	63,0	6,0	0,3	—	44299	■
8,0	19,0	63,0	8,0	0,3	44300	44305	●
10,0	22,0	72,0	10,0	0,3	44301	44306	●
12,0	26,0	83,0	12,0	1,0	44302	44307	●
16,0	32,0	92,0	16,0	1,0	44303	44308	●
20,0	38,0	104,0	20,0	1,0	44304	44309	●

- Circular land allows for increased control at various speed and feed rates and reduces chatter
- Symmetrical end gashing for excellent balance at high speeds and aggressive plunging capability
- Chip breakers reduce machine loads up to 15% for increased roughing feed rate capability
- Open fluting for deep slotting and profiling
- Recommended for materials ≤ 150 Bhn (≤ 7 HRc)

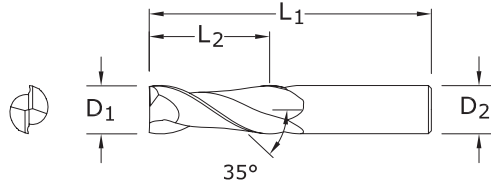
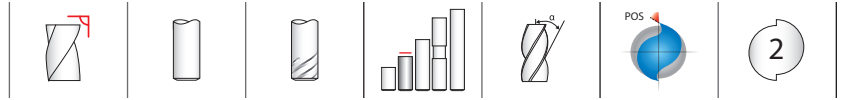
METRIC S-Carb

Series
43M, 43MB, 43MCR,
43ML, 43MLC,
43MCB
Metric



Material	Hardness	Ae x D ₁	Ap x D ₁	Vc (m/min)	Diameter (D ₁) (mm)							
					3	6	10	16	20	25		
ALUMINUM ALLOYS 2024, 5052, 5086, 6061, 6073, 7075	≤ 150 Bhn or ≤ 7 HRc	Slot 	1	≤ 1	490	RPM	52022	26011	15607	13005	7803	6243
					(392-588)	Fz	0.022	0.060	0.120	0.144	0.187	0.213
					Feed (mm/min)	3371	4682	5618	5618	4370	3980	
		Profile 	≤ 0.5	≤ 1.5	610	RPM	64762	32381	19429	16190	9714	7771
					(488-732)	Fz	0.022	0.060	0.120	0.144	0.187	0.213
					Feed (mm/min)	4196	5828	6994	6994	5440	4955	
		HSM 	≤ 0.05	≤ 2	1005	RPM	106698	53349	32009	26674	16005	12804
					(804-1206)	Fz	0.050	0.132	0.280	0.336	0.440	0.488
					Feed (mm/min)	16131	21124	26888	26885	21126	18726	
ALUMINUM DIE CAST ALLOYS (HIGH SILICONE) A-390, A-392, B-390	≤ 125 Bhn or ≤ 77 HRb	Slot 	1	≤ 1	185	RPM	19641	9820	5892	4910	2946	2357
					(148-222)	Fz	0.022	0.060	0.120	0.144	0.187	0.213
					Feed (mm/min)	1273	1768	2121	2121	1650	1503	
		Profile 	≤ 0.5	≤ 1.5	230	RPM	24418	12209	7326	6105	3663	2930
					(184-276)	Fz	0.022	0.060	0.120	0.144	0.187	0.213
					Feed (mm/min)	1582	2197	2637	2637	2051	1868	
		HSM 	≤ 0.05	≤ 2	380	RPM	40343	20172	12103	10086	6052	4841
					(304-456)	Fz	0.050	0.132	0.280	0.336	0.440	0.488
					Feed (mm/min)	6099	7987	10166	10166	7988	7081	
COPPER ALLOYS Aluminum Bronze Brass Naval Brass Red Brass	≤ 140 Bhn or ≤ 3 HRc	Slot 	1	≤ 1	265	RPM	28134	14067	8440	7034	4220	3376
					(212-318)	Fz	0.019	0.048	0.107	0.120	0.160	0.175
					Feed (mm/min)	1620	2025	2701	2532	2026	1773	
		Profile 	≤ 0.5	≤ 1.5	330	RPM	35035	17518	10511	8759	5255	4204
					(264-396)	Fz	0.019	0.048	0.107	0.120	0.160	0.175
					Feed (mm/min)	2018	2522	3363	3153	2523	2207	
		HSM 	≤ 0.05	≤ 2	545	RPM	57861	28930	17358	14465	8679	6943
					(436-654)	Fz	0.041	0.108	0.227	0.276	0.373	0.400
					Feed (mm/min)	7082	9373	11804	11976	9721	8332	
COPPER ALLOYS Beryllium Copper C110, Manganese Bronze, Tin Bronze	≤ 200 Bhn or ≤ 23 HRc	Slot 	1	≤ 1	105	RPM	11148	5574	3344	2787	1672	1338
					(84-126)	Fz	0.019	0.048	0.107	0.120	0.160	0.175
					Feed (mm/min)	642	803	1070	1003	803	702	
		Profile 	≤ 0.5	≤ 1.5	130	RPM	13802	6901	4141	3450	2070	1656
					(104-156)	Fz	0.019	0.048	0.107	0.120	0.160	0.175
					Feed (mm/min)	795	994	1325	1242	994	870	
		HSM 	≤ 0.05	≤ 2	215	RPM	22826	11413	6848	5706	3424	2739
					(172-258)	Fz	0.041	0.108	0.227	0.276	0.373	0.400
					Feed (mm/min)	2794	3697	4656	4725	3835	3287	
PLASTICS ABS, Polycarbonate, PVC, Polypropylene		Slot 	1	≤ 1	490	RPM	52022	26011	15607	13005	7803	6243
					(392-588)	Fz	0.036	0.096	0.200	0.240	0.320	0.350
					Feed (mm/min)	5618	7490	9364	9363	7491	6555	
		Profile 	≤ 0.5	≤ 1.5	610	RPM	64762	32381	19429	16190	9714	7771
					(488-732)	Fz	0.036	0.096	0.200	0.240	0.320	0.350
					Feed (mm/min)	6994	9325	11657	11656	9326	8160	
		HSM 	≤ 0.05	≤ 2	1005	RPM	106698	53349	32009	26674	16005	12804
					(804-1206)	Fz	0.082	0.216	0.453	0.552	0.733	0.800
					Feed (mm/min)	26117	34567	43532	44169	35210	30730	

Bhn (Brinell) HRc (Rockwell C) HRb (Rockwell B) HSM (High Speed Machining)
 $rpm = (Vc \times 1000) / (D_1 \times 3.14)$
 $mm/min = Fz \times 3 \times rpm$
 reduce speed and feed for materials harder than listed
 reduce cut depth and feed by 50% for long flute and long reach tools
 reduce feed and Ae when finish milling (.02 x D₁ maximum)
 refer to the SGS Tool Wizard for complete technical information (www.kyocera-sgstool.com)



TOLERANCES (inch)

1/8–3/16 DIAMETER
D₁ = +0.0000/–0.00032
D₂ = h₆

1/4–3/8 DIAMETER
D₁ = +0.0000/–0.00035
D₂ = h₆

1/2–5/8 DIAMETER
D₁ = +0.0000/–0.00043
D₂ = h₆

3/4–1 DIAMETER
D₁ = +0.0000/–0.00051
D₂ = h₆

- NON-FERROUS
- PLASTICS/COMPOSITES

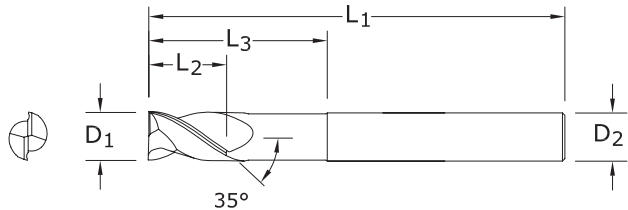
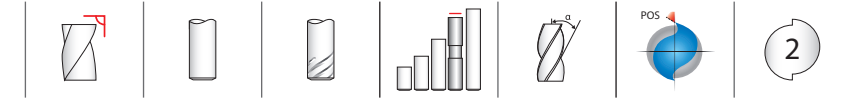
- U.S. Stock Standard
- NOT STOCKED—
Call for Delivery

For patent information
visit www.kyocera-sgstool.com/patents

47
FRACTIONAL SERIES

CUTTING DIAMETER D ₁	LENGTH OF CUT L ₂	OVERALL LENGTH L ₁	SHANK DIAMETER D ₂	EDP NO.		STOCK
				UNCOATED	Ti-NAMITE-B (TiB ₂)	
1/8	3/8	1-1/2	1/8	34620	34660	●
3/16	9/16	2	3/16	34621	34661	●
1/4	3/4	2-1/2	1/4	34622	34662	●
5/16	13/16	2-1/2	5/16	34623	34663	●
3/8	1	2-1/2	3/8	34624	34664	●
1/2	1-1/4	3-1/4	1/2	34625	34665	●
5/8	1-5/8	3-3/4	5/8	34626	34666	●
3/4	1-5/8	4	3/4	34627	34667	●
1	2	4-1/2	1	34628	34668	●

- Circular land reduces edge aggressiveness for varied speed and feed rates
- 2 Flutes effectively manage the large size and volume of chips produced during the aggressive machining process
- Excellent balance at high speeds and aggressive plunging capability
- Recommended for materials ≤ 150 Bhn (≤ 7 HRC)



TOLERANCES (inch)

1/4–3/8 DIAMETER
D₁ = +0.0000/–0.00035
D₂ = h₆

1/2–5/8 DIAMETER
D₁ = +0.0000/–0.00043
D₂ = h₆

3/4–1 DIAMETER
D₁ = +0.0000/–0.00051
D₂ = h₆

- NON-FERROUS
- PLASTICS/COMPOSITES

- U.S. Stock Standard
- NOT STOCKED—
Call for Delivery

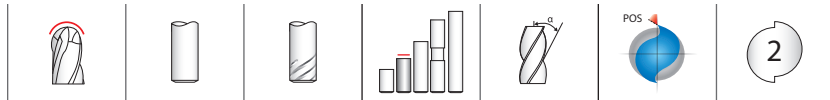
For patent information
visit www.kyocera-sgstool.com/patents

47L
FRACTIONAL SERIES

CUTTING DIAMETER D ₁	LENGTH OF CUT L ₂	OVERALL LENGTH L ₁	SHANK DIAMETER D ₂	REACH L ₃	EDP NO.		STOCK
					UNCOATED	Ti-NAMITE-B (TiB ₂)	
1/4	3/8	4	1/4	2-1/8	34640	34678	●
3/8	1/2	4	3/8	2-1/8	34641	34679	●
1/2	5/8	6	1/2	2-1/8	34642	34680	●
1/2	5/8	6	1/2	3-3/8	34643	34681	●
5/8	3/4	6	5/8	2-3/8	34644	34682	●
5/8	3/4	6	5/8	3-3/8	34645	34683	●
3/4	1	6	3/4	2-1/2	34646	34684	●
3/4	1	6	3/4	3-3/8	34647	34685	●

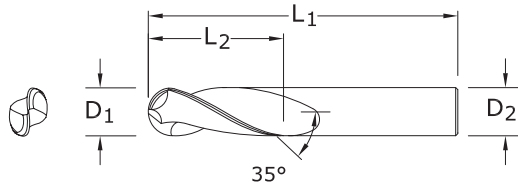
- Circular land reduces edge aggressiveness for varied speed and feed rates
- 2 Flutes effectively manage the large size and volume of chips produced during the aggressive machining process
- Excellent balance at high speeds and aggressive plunging capability
- Necked design with blended diameter transitions provide clearance to reach
- Recommended for materials ≤ 150 Bhn (≤ 7 HRC)

FRACTIONAL S-Carb



47B

FRACTIONAL SERIES



- Circular land reduces edge aggressiveness for varied speed and feed rates
- 2 Flutes effectively manage the large size and volume of chips produced during the aggressive machining process
- Excellent balance at high speeds and aggressive plunging capability
- Ball nose design ideal for finishing operations in complex workpieces
- Recommended for materials ≤ 150 Bhn (≤ 7 HRC)

CUTTING DIAMETER D_1	LENGTH OF CUT L_2	OVERALL LENGTH L_1	SHANK DIAMETER D_2	EDP NO.		STOCK
				UNCOATED	Ti-NAMITE-B (TiB ₂)	
1/8	3/8	1-1/2	1/8	34630	34669	●
3/16	9/16	2	3/16	34631	34670	●
1/4	3/4	2-1/2	1/4	34632	34671	●
5/16	13/16	2-1/2	5/16	34633	34672	●
3/8	1	2-1/2	3/8	34634	34673	●
1/2	1-1/4	3-1/4	1/2	34635	34674	●
5/8	1-5/8	3-3/4	5/8	34636	34675	●
3/4	1-5/8	4	3/4	34637	34676	●
1	2	4-1/2	1	34638	34677	●

TOLERANCES (inch)

1/8–3/16 DIAMETER

$D_1 = +0.0000/-0.00032$

$D_2 = h_6$

1/4–3/8 DIAMETER

$D_1 = +0.0000/-0.00035$

$D_2 = h_6$

1/2–5/8 DIAMETER

$D_1 = +0.0000/-0.00043$

$D_2 = h_6$

3/4–1 DIAMETER

$D_1 = +0.0000/-0.00051$

$D_2 = h_6$

NON-FERROUS

PLASTICS/COMPOSITES

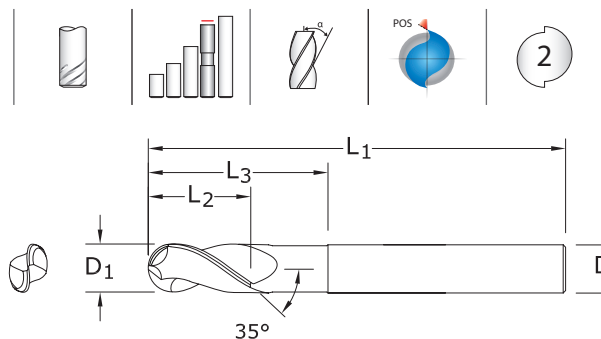
- U.S. Stock Standard
- NOT STOCKED— Call for Delivery

For patent information visit www.kyocera-sgstool.com/patents

47LB

FRACTIONAL SERIES

- Circular land reduces edge aggressiveness for varied speed and feed rates
- 2 Flutes effectively manage the large size and volume of chips produced during the aggressive machining process
- Excellent balance at high speeds and aggressive plunging capability
- Necked design with blended diameter transitions provide clearance to reach
- Ball nose design ideal for finishing operations in complex workpieces
- Recommended for materials ≤ 150 Bhn (≤ 7 HRC)



CUTTING DIAMETER D_1	LENGTH OF CUT L_2	OVERALL LENGTH L_1	SHANK DIA. D_2	REACH L_3	EDP NO.		STOCK
					UNCOATED	Ti-NAMITE-B (TiB ₂)	
1/4	3/8	4	1/4	2-1/8	34650	34686	●
3/8	1/2	4	3/8	2-1/8	34651	34687	●
1/2	5/8	6	1/2	2-1/8	34652	34688	●
1/2	5/8	6	1/2	3-3/8	34653	34689	●
5/8	3/4	6	5/8	3-3/8	34654	34691	●
5/8	3/4	6	5/8	2-3/8	34655	34690	●
3/4	1	6	3/4	2-1/2	34656	34693	●
3/4	1	6	3/4	3-3/8	34657	34692	●

TOLERANCES (inch)

1/4–3/8 DIAMETER

$D_1 = +0.0000/-0.00035$

$D_2 = h_6$

1/2–5/8 DIAMETER

$D_1 = +0.0000/-0.00043$

$D_2 = h_6$

3/4–1 DIAMETER

$D_1 = +0.0000/-0.00051$

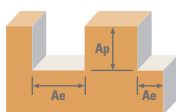
$D_2 = h_6$

NON-FERROUS

PLASTICS/COMPOSITES

- U.S. Stock Standard
- NOT STOCKED— Call for Delivery

For patent information visit www.kyocera-sgstool.com/patents



Series 47, 47B, 47L, 47LB Fractional	Hardness	Ae x D ₁	Ap x D ₁	Vc (sfm)	Diameter (D ₁) (inch)							
					1/8	1/4	3/8	1/2	3/4	1		
ALUMINUM ALLOYS 2024, 5052, 5086, 6061, 6073, 7075	≤ 150 Bhn or ≤ 7 HRc	Slot 	1	≤ 1	1600	RPM	48896	24448	16299	12224	8149	6112
					(1280-1920)	Fz	0.0009	0.0025	0.0045	0.0060	0.0070	0.0085
						Feed (ipm)	88	122	147	147	114	104
	Profile 	≤ 0.5	≤ 1.5	2000	RPM	61120	30560	20373	15280	10187	7640	
				(1600-2400)	Fz	0.0009	0.0025	0.0045	0.0060	0.0070	0.0085	
					Feed (ipm)	110	153	183	183	143	130	
	HSM 	≤ 0.05	≤ 2	3300	RPM	100848	50424	33616	25212	16808	12606	
				(2640-3960)	Fz	0.0021	0.0055	0.0105	0.0140	0.0165	0.0195	
					Feed (ipm)	424	555	706	706	555	492	
ALUMINUM DIE CAST ALLOYS (HIGH SILICONE) A-390, A-392, B-390	≤ 125 Bhn or ≤ 77 HRb	Slot 	1	≤ 1	600	RPM	18336	9168	6112	4584	3056	2292
					(480-720)	Fz	0.0009	0.0025	0.0045	0.0060	0.0070	0.0085
						Feed (ipm)	33	46	55	55	43	39
	Profile 	≤ 0.5	≤ 1.5	750	RPM	22920	11460	7640	5730	3820	2865	
				(600-900)	Fz	0.0009	0.0025	0.0045	0.0060	0.0070	0.0085	
					Feed (ipm)	41	57	69	69	53	49	
	HSM 	≤ 0.05	≤ 2	1240	RPM	37894	18947	12631	9474	6316	4737	
				(992-1488)	Fz	0.0021	0.0055	0.0105	0.0140	0.0165	0.0195	
					Feed (ipm)	159	208	265	265	208	185	
COPPER ALLOYS Aluminum Bronze Brass Naval Brass Red Brass	≤ 140 Bhn or ≤ 3 HRc	Slot 	1	≤ 1	865	RPM	26434	13217	8811	6609	4406	3304
					(692-1038)	Fz	0.0008	0.0020	0.0040	0.0050	0.0060	0.0070
						Feed (ipm)	42	53	70	66	53	46
	Profile 	≤ 0.5	≤ 1.5	1080	RPM	33005	16502	11002	8251	5501	4126	
				(864-1296)	Fz	0.0008	0.0020	0.0040	0.0050	0.0060	0.0070	
					Feed (ipm)	53	66	88	83	66	58	
	HSM 	≤ 0.05	≤ 2	1780	RPM	54397	27198	18132	13599	9066	6800	
				(1424-2136)	Fz	0.0017	0.0045	0.0085	0.0115	0.0140	0.0160	
					Feed (ipm)	185	245	308	313	254	218	
COPPER ALLOYS Beryllium Copper C110, Manganese Bronze, Tin Bronze	≤ 200 Bhn or ≤ 23 HRc	Slot 	1	≤ 1	345	RPM	10543	5272	3514	2636	1757	1318
					(276-414)	Fz	0.0008	0.0020	0.0040	0.0050	0.0060	0.0070
						Feed (ipm)	17	21	28	26	21	18
	Profile 	≤ 0.5	≤ 1.5	430	RPM	13141	6570	4380	3285	2190	1643	
				(344-516)	Fz	0.0008	0.0020	0.0040	0.0050	0.0060	0.0070	
					Feed (ipm)	21	26	35	33	26	23	
	HSM 	≤ 0.05	≤ 2	710	RPM	21698	10849	7233	5424	3616	2712	
				(568-852)	Fz	0.0017	0.0045	0.0085	0.0115	0.0140	0.0160	
					Feed (ipm)	74	98	123	125	101	87	
PLASTICS ABS, Polycarbonate, PVC, Polypropylene	≤ 150 Bhn or ≤ 7 HRc	Slot 	1	≤ 1	1600	RPM	48896	24448	16299	12224	8149	6112
					(1280-1920)	Fz	0.0015	0.0040	0.0075	0.0100	0.0120	0.0140
						Feed (ipm)	147	196	244	244	196	171
	Profile 	≤ 0.5	≤ 1.5	2000	RPM	61120	30560	20373	15280	10187	7640	
				(1600-2400)	Fz	0.0015	0.0040	0.0075	0.0100	0.0120	0.0140	
					Feed (ipm)	183	244	306	306	244	214	
	HSM 	≤ 0.05	≤ 2	3300	RPM	100848	50424	33616	25212	16808	12606	
				(2640-3960)	Fz	0.0034	0.0090	0.0170	0.0230	0.0275	0.0320	
					Feed (ipm)	686	908	1143	1160	924	807	

Bhn (Brinell) HRc (Rockwell C) HRb (Rockwell B) HSM (High Speed Machining)

rpm = Vc x 3.82 / D₁

ipm = Fz x 2 x rpm

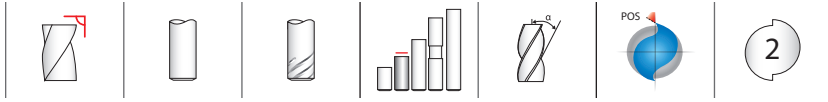
reduce speed and feed for materials harder than listed

reduce cut depth and feed by 50% for long flute and long reach tools

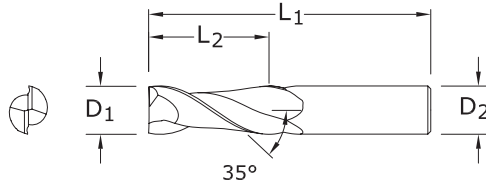
reduce feed and Ae when finish milling (.02 x D₁ maximum)

refer to the SGS Tool Wizard for complete technical information (www.kyocera-sgstoool.com)

FRACTIONAL S-Carb



47M METRIC SERIES



- Circular land reduces edge aggressiveness for varied speed and feed rates
- 2 Flutes effectively manage the large size and volume of chips produced during the aggressive machining process
- Excellent balance at high speeds and aggressive plunging capability
- Recommended for materials ≤ 150 Bhn (≤ 7 HRC)

CUTTING DIAMETER D_1	LENGTH OF CUT L_2	OVERALL LENGTH L_1	SHANK DIAMETER D_2	EDP NO.		STOCK
				UNCOATED	Ti-NAMITE-B (TiB ₂)	
3,0	8,0	38,0	3,0	44550	44587	●
4,0	11,0	50,0	4,0	44551	44588	●
5,0	13,0	50,0	5,0	44552	44589	●
6,0	13,0	57,0	6,0	44553	44590	●
8,0	19,0	63,0	8,0	44554	44591	●
10,0	22,0	72,0	10,0	44555	44592	●
12,0	26,0	83,0	12,0	44556	44593	●
14,0	26,0	83,0	14,0	44557	44594	●
16,0	32,0	92,0	16,0	44558	44595	●
20,0	38,0	104,0	20,0	44559	44596	●
25,0	44,0	104,0	25,0	44560	44597	●

TOLERANCES (mm)

3 DIAMETER

$D_1 = +0,000/-0,006$

$D_2 = h_6$

>3-6 DIAMETER

$D_1 = +0,000/-0,008$

$D_2 = h_6$

>6-10 DIAMETER

$D_1 = +0,000/-0,009$

$D_2 = h_6$

>10-18 DIAMETER

$D_1 = +0,000/-0,012$

$D_2 = h_6$

>18-25 DIAMETER

$D_1 = +0,000/-0,013$

$D_2 = h_6$

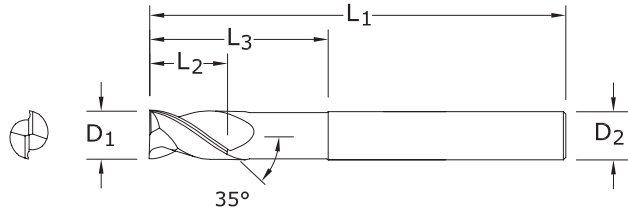
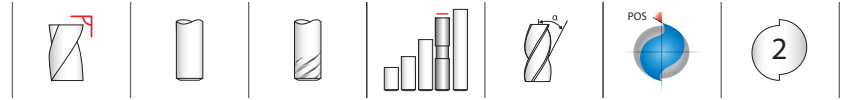
NON-FERROUS

PLASTICS/COMPOSITES

● U.S. Stock Standard

■ NOT STOCKED—
Call for Delivery

For patent information
visit www.kyocera-sgstoool.com/patents



TOLERANCES (mm)

6 DIAMETER

$D_1 = +0,000/-0,008$

$D_2 = h_6$

>6-10 DIAMETER

$D_1 = +0,000/-0,009$

$D_2 = h_6$

>10-18 DIAMETER

$D_1 = +0,000/-0,011$

$D_2 = h_6$

>18-20 DIAMETER

$D_1 = +0,000/-0,013$

$D_2 = h_6$

NON-FERROUS

PLASTICS/COMPOSITES

● U.S. Stock Standard

■ NOT STOCKED—
Call for Delivery

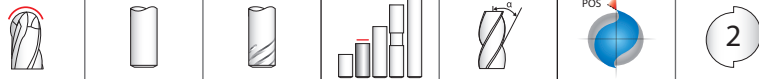
For patent information
visit www.kyocera-sgtool.com/patents

47ML
METRIC SERIES

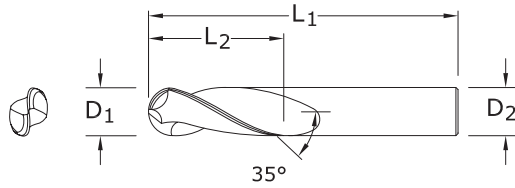
CUTTING DIAMETER D_1	LENGTH OF CUT L_2	OVERALL LENGTH L_1	SHANK DIAMETER D_2	REACH L_3	EDP NO.		STOCK
					UNCOATED	Ti-NAMITE-B (TiB ₂)	
6,0	10,0	100,0	6,0	54,0	44561	44609	●
8,0	12,0	100,0	8,0	54,0	44562	44610	●
10,0	12,0	100,0	10,0	54,0	44563	44611	●
12,0	16,0	150,0	12,0	80,0	44564	44612	●
16,0	20,0	150,0	16,0	80,0	44565	44613	●
20,0	25,0	150,0	20,0	80,0	44566	44614	●

- Circular land reduces edge aggressiveness for varied speed and feed rates
- 2 Flutes effectively manage the large size and volume of chips produced during the aggressive machining process
- Excellent balance at high speeds and aggressive plunging capability
- Necked design with blended diameter transitions provide clearance to reach
- Recommended for materials ≤ 150 Bhn (≤ 7 HRC)

METRIC S-Carb



47MB METRIC SERIES



- Circular land reduces edge aggressiveness for varied speed and feed rates
- 2 Flutes effectively manage the large size and volume of chips produced during the aggressive machining process
- Excellent balance at high speeds and aggressive plunging capability
- Ball nose design ideal for finishing operations in complex workpieces
- Recommended for materials ≤ 150 Bhn (≤ 7 HRC)

mm				EDP NO.		STOCK
CUTTING DIAMETER D_1	LENGTH OF CUT L_2	OVERALL LENGTH L_1	SHANK DIAMETER D_2	UNCOATED	Ti-NAMITE-B (TiB ₂)	
3,0	8,0	38,0	3,0	44570	44598	●
4,0	11,0	50,0	4,0	44571	44599	●
5,0	13,0	50,0	5,0	44572	44600	●
6,0	13,0	57,0	6,0	44573	44601	●
8,0	19,0	63,0	8,0	44574	44602	●
10,0	22,0	72,0	10,0	44575	44603	●
12,0	26,0	83,0	12,0	44576	44604	●
14,0	26,0	83,0	14,0	44577	44605	●
16,0	32,0	92,0	16,0	44578	44606	●
20,0	38,0	104,0	20,0	44579	44607	●
25,0	44,0	104,0	25,0	44580	44608	●

TOLERANCES (mm)

3 DIAMETER

$D_1 = +0,000/-0,006$
 $D_2 = h_6$

>3-6 DIAMETER

$D_1 = +0,000/-0,008$
 $D_2 = h_6$

>6-10 DIAMETER

$D_1 = +0,000/-0,009$
 $D_2 = h_6$

>10-18 DIAMETER

$D_1 = +0,000/-0,012$
 $D_2 = h_6$

>18-25 DIAMETER

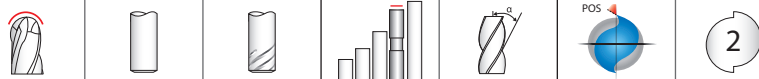
$D_1 = +0,000/-0,013$
 $D_2 = h_6$

NON-FERROUS

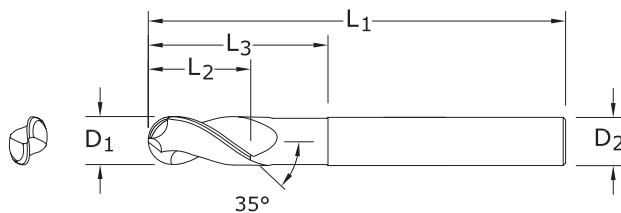
PLASTICS/COMPOSITES

- U.S. Stock Standard
- NOT STOCKED— Call for Delivery

For patent information visit www.kyocera-sgstool.com/patents



47MLB METRIC SERIES



- Circular land reduces edge aggressiveness for varied speed and feed rates
- 2 Flutes effectively manage the large size and volume of chips produced during the aggressive machining process
- Excellent balance at high speeds and aggressive plunging capability
- Necked design with blended diameter transitions provide clearance to reach
- Ball nose design ideal for finishing operations in complex workpieces
- Recommended for materials ≤ 150 Bhn (≤ 7 HRC)

mm					EDP NO.		STOCK
CUTTING DIAMETER D_1	LENGTH OF CUT L_2	OVERALL LENGTH L_1	SHANK DIAMETER D_2	REACH L_3	UNCOATED	Ti-NAMITE-B (TiB ₂)	
6,0	10,0	100,0	6,0	54,0	44581	44615	●
8,0	12,0	100,0	8,0	54,0	44582	44616	●
10,0	12,0	100,0	10,0	54,0	44583	44617	●
12,0	16,0	150,0	12,0	80,0	44584	44618	●
16,0	20,0	150,0	16,0	80,0	44585	44619	●
20,0	25,0	150,0	20,0	80,0	44586	44620	●

TOLERANCES (mm)

6 DIAMETER

$D_1 = +0,000/-0,008$
 $D_2 = h_6$

>6-10 DIAMETER

$D_1 = +0,000/-0,009$
 $D_2 = h_6$

>10-18 DIAMETER

$D_1 = +0,000/-0,011$
 $D_2 = h_6$

>18-20 DIAMETER

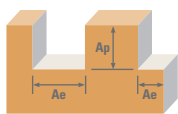
$D_1 = +0,000/-0,013$
 $D_2 = h_6$
















NON-FERROUS

PLASTICS/COMPOSITES

- U.S. Stock Standard
- NOT STOCKED— Call for Delivery

For patent information visit www.kyocera-sgstool.com/patents

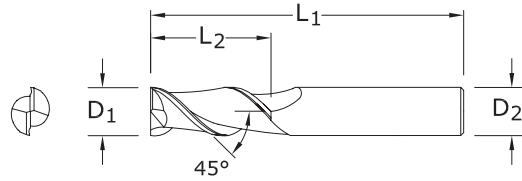


Series 47M, 47MB, 47ML, 47MLB Metric	Hardness	Ae x D ₁	Ap x D ₁	Vc (m/min)	Diameter (D ₁) (mm)							
					3	6	10	12	20	25		
ALUMINUM ALLOYS 2024, 5052, 5086, 6061, 6073, 7075	≤ 150 Bhn or ≤ 7 HRc	Slot 	1	≤ 1	490	RPM	52022	26011	15607	13005	7803	6243
					(392-588)	Fz	0.022	0.060	0.120	0.144	0.187	0.213
						Feed (mm/min)	2247	3121	3746	3745	2913	2653
	Profile 	≤ 0.5	≤ 1.5	610	RPM	64762	32381	19429	16190	9714	7771	
				(488-732)	Fz	0.022	0.060	0.120	0.144	0.187	0.213	
					Feed (mm/min)	2797	3885	4663	4662	3627	3303	
	HSM 	≤ 0.05	≤ 2	1005	RPM	106698	53349	32009	26674	16005	12804	
				(804-1206)	Fz	0.050	0.132	0.280	0.336	0.440	0.488	
					Feed (mm/min)	10754	14083	17925	17924	14084	12484	
ALUMINUM DIE CAST ALLOYS (HIGH SILICONE) A-390, A-392, B-390	≤ 125 Bhn or ≤ 77 HRb	Slot 	1	≤ 1	185	RPM	19641	9820	5892	4910	2946	2357
					(148-222)	Fz	0.022	0.060	0.120	0.144	0.187	0.213
						Feed (mm/min)	848	1178	1414	1414	1100	1002
	Profile 	≤ 0.5	≤ 1.5	230	RPM	24418	12209	7326	6105	3663	2930	
				(184-276)	Fz	0.022	0.060	0.120	0.144	0.187	0.213	
					Feed (mm/min)	1055	1465	1758	1758	1367	1245	
	HSM 	≤ 0.05	≤ 2	380	RPM	40343	20172	12103	10086	6052	4841	
				(304-456)	Fz	0.050	0.132	0.280	0.336	0.440	0.488	
					Feed (mm/min)	4066	5325	6778	6777	5325	4720	
COPPER ALLOYS Aluminum Bronze Brass Naval Brass Red Brass	≤ 140 Bhn or ≤ 3 HRc	Slot 	1	≤ 1	265	RPM	28134	14067	8440	7034	4220	3376
					(212-318)	Fz	0.019	0.048	0.107	0.120	0.160	0.175
						Feed (mm/min)	1080	1350	1801	1688	1350	1182
	Profile 	≤ 0.5	≤ 1.5	330	RPM	35035	17518	10511	8759	5255	4204	
				(264-396)	Fz	0.019	0.048	0.107	0.120	0.160	0.175	
					Feed (mm/min)	1345	1682	2242	2102	1682	1472	
	HSM 	≤ 0.05	≤ 2	545	RPM	57861	28930	17358	14465	8679	6943	
				(436-654)	Fz	0.041	0.108	0.227	0.276	0.373	0.400	
					Feed (mm/min)	4721	6248	7869	7984	6480	5555	
COPPER ALLOYS Beryllium Copper C110, Manganese Bronze, Tin Bronze	≤ 200 Bhn or ≤ 23 HRc	Slot 	1	≤ 1	105	RPM	11148	5574	3344	2787	1672	1338
					(84-126)	Fz	0.019	0.048	0.107	0.120	0.160	0.175
						Feed (mm/min)	428	535	713	669	535	468
	Profile 	≤ 0.5	≤ 1.5	130	RPM	13802	6901	4141	3450	2070	1656	
				(104-156)	Fz	0.019	0.048	0.107	0.120	0.160	0.175	
					Feed (mm/min)	530	662	883	828	662	580	
	HSM 	≤ 0.05	≤ 2	215	RPM	22826	11413	6848	5706	3424	2739	
				(172-258)	Fz	0.041	0.108	0.227	0.276	0.373	0.400	
					Feed (mm/min)	1862	2465	3104	3150	2556	2191	
PLASTICS ABS, Polycarbonate, PVC, Polypropylene	≤ 150 Bhn or ≤ 7 HRc	Slot 	1	≤ 1	490	RPM	52022	26011	15607	13005	7803	6243
					(392-588)	Fz	0.036	0.096	0.200	0.240	0.320	0.350
						Feed (mm/min)	3745	4994	6243	6242	4994	4370
	Profile 	≤ 0.5	≤ 1.5	610	RPM	64762	32381	19429	16190	9714	7771	
				(488-732)	Fz	0.036	0.096	0.200	0.240	0.320	0.350	
					Feed (mm/min)	4662	6217	7771	7771	6217	5440	
	HSM 	≤ 0.05	≤ 2	1005	RPM	106698	53349	32009	26674	16005	12804	
				(804-1206)	Fz	0.082	0.216	0.453	0.552	0.733	0.800	
					Feed (mm/min)	17412	23045	29022	29446	23473	20487	

Bhn (Brinell) HRc (Rockwell C) HRb (Rockwell B) HSM (High Speed Machining)
 $rpm = (Vc \times 1000) / (D_1 \times 3.14)$
 $mm/min = Fz \times 2 \times rpm$
 reduce speed and feed for materials harder than listed
 reduce cut depth and feed by 50% for long flute and long reach tools
 reduce feed and Ae when finish milling (.02 x D₁ maximum)
 refer to the SGS Tool Wizard for complete technical information (www.kyocera-sgstool.com)



44
FRACTIONAL SERIES



- Polished ski land with primary and secondary flute wall design minimizes chip interference by directing chips away from secondary flute
- Circular land allows for increased control at various speed and feed rates ultimately reducing chatter
- Recommended for materials ≤ 150 Bhn (≤ 7 HRC)

CUTTING DIA. D ₁	LENGTH OF CUT L ₂	OVERALL LENGTH L ₁	SHANK DIA. D ₂	CORNER RADIUS* R	EDP NO.				STOCK
					UNCOATED W/FLAT	Ti-NAMITE-B (TiB ₂) W/FLAT	UNCOATED	Ti-NAMITE-B (TiB ₂)	
1/4	3/4	2-7/16	3/8	.015-.060	34501	34502	32033	32053	●
1/4	1-1/4	3-1/16	3/8	.015-.060	34503	34504	32034	32054	●
1/4	1-3/4	3-9/16	3/8	.015-.060	34505	34506	32035	32055	●
5/16	1-3/8	3-1/8	3/8	.015-.060	34507	34508	32036	32056	●
3/8	3/4	2-1/2	3/8	.015-.060	34509	34510	32037	32057	●
3/8	1-1/2	3-1/4	3/8	.015-.060	34511	34512	32038	32058	●
3/8	2-1/2	4-1/4	3/8	.015-.060	34513	34514	32039	32059	●
1/2	1-1/4	3-1/4	1/2	.015-.125	34515	34516	32040	32060	●
1/2	2	4	1/2	.015-.125	34517	34518	32041	32061	●
1/2	3	5	1/2	.015-.125	34519	34520	32042	32062	●
5/8	1-5/8	3-3/4	5/8	.015-.125	34521	34522	32043	32063	●
5/8	2-1/2	4-5/8	5/8	.015-.125	34523	34524	32044	32064	●
3/4	1-5/8	3-7/8	3/4	.015-.125	34525	34526	32045	32065	●
3/4	3	5-1/4	3/4	.015-.125	34527	34528	32046	32066	●
3/4	4	6-1/4	3/4	.015-.125	34529	34530	32047	32067	●
1	2	4-1/2	1	.015-.125	34531	34532	32048	32068	●
1	4	6-1/2	1	.015-.125	34533	34534	32049	32069	●

*Contact your KSPT Sales Representative for more information on Corner Radius options.

TOLERANCES (inch)

1/4–3/8 DIAMETER

D₁ = +0.0000/–0.00035

D₂ = h₆

R = +0.0000/–0.0020

1/2–5/8 DIAMETER

D₁ = +0.0000/–0.00043

D₂ = h₆

R = +0.0000/–0.0020

3/4–1 DIAMETER

D₁ = +0.0000/–0.00051

D₂ = h₆

R = +0.0000/–0.0020

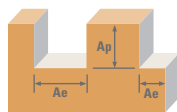
NON-FERROUS

PLASTICS/COMPOSITES

● U.S. Stock Standard

■ NOT STOCKED—
Call for Delivery

For patent information
visit www.kyocera-sgstool.com/patents

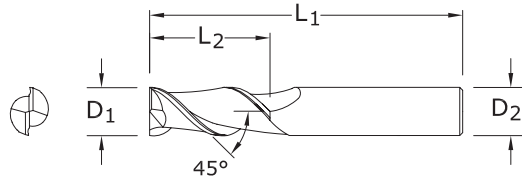


Series 44 Fractional	Hardness	Ae x D ₁	Ap x D ₁	Vc (sfm)	Diameter (D ₁) (inch)							
					1/8	1/4	3/8	1/2	3/4	1		
ALUMINUM ALLOYS 2024, 5052, 5086, 6061, 6073, 7075	≤ 150 Bhn or ≤ 7 HRc	Slot 	1	≤ 1	1600	RPM	48896	24448	16299	12224	8149	6112
					(1280-1920)	Fz	0.0009	0.0025	0.0045	0.0060	0.0070	0.0085
						Feed (ipm)	88	122	147	147	114	104
	Profile 	≤ 0.5	≤ 1.5	2000	RPM	61120	30560	20373	15280	10187	7640	
				(1600-2400)	Fz	0.0009	0.0025	0.0045	0.0060	0.0070	0.0085	
					Feed (ipm)	110	153	183	183	143	130	
	HSM 	≤ 0.05	≤ 2	3300	RPM	100848	50424	33616	25212	16808	12606	
				(2640-3960)	Fz	0.0021	0.0055	0.0105	0.0140	0.0165	0.0195	
					Feed (ipm)	424	555	706	706	555	492	
ALUMINUM DIE CAST ALLOYS (HIGH SILICONE) A-390, A-392, B-390	≤ 125 Bhn or ≤ 77 HRb	Slot 	1	≤ 1	600	RPM	18336	9168	6112	4584	3056	2292
					(480-720)	Fz	0.0009	0.0025	0.0045	0.0060	0.0070	0.0085
						Feed (ipm)	33	46	55	55	43	39
	Profile 	≤ 0.5	≤ 1.5	750	RPM	22920	11460	7640	5730	3820	2865	
				(600-900)	Fz	0.0009	0.0025	0.0045	0.0060	0.0070	0.0085	
					Feed (ipm)	41	57	69	69	53	49	
	HSM 	≤ 0.05	≤ 2	1240	RPM	37894	18947	12631	9474	6316	4737	
				(992-1488)	Fz	0.0021	0.0055	0.0105	0.0140	0.0165	0.0195	
					Feed (ipm)	159	208	265	265	208	185	
COPPER ALLOYS Aluminum Bronze Brass Naval Brass Red Brass	≤ 140 Bhn or ≤ 3 HRc	Slot 	1	≤ 1	865	RPM	26434	13217	8811	6609	4406	3304
					(692-1038)	Fz	0.0008	0.0020	0.0040	0.0050	0.0060	0.0070
						Feed (ipm)	42	53	70	66	53	46
	Profile 	≤ 0.5	≤ 1.5	1080	RPM	33005	16502	11002	8251	5501	4126	
				(864-1296)	Fz	0.0008	0.0020	0.0040	0.0050	0.0060	0.0070	
					Feed (ipm)	53	66	88	83	66	58	
	HSM 	≤ 0.05	≤ 2	1780	RPM	54397	27198	18132	13599	9066	6800	
				(1424-2136)	Fz	0.0017	0.0045	0.0085	0.0115	0.0140	0.0160	
					Feed (ipm)	185	245	308	313	254	218	
COPPER ALLOYS Beryllium Copper C110, Manganese Bronze, Tin Bronze	≤ 200 Bhn or ≤ 23 HRc	Slot 	1	≤ 1	345	RPM	10543	5272	3514	2636	1757	1318
					(276-414)	Fz	0.0008	0.0020	0.0040	0.0050	0.0060	0.0070
						Feed (ipm)	17	21	28	26	21	18
	Profile 	≤ 0.5	≤ 1.5	430	RPM	13141	6570	4380	3285	2190	1643	
				(344-516)	Fz	0.0008	0.0020	0.0040	0.0050	0.0060	0.0070	
					Feed (ipm)	21	26	35	33	26	23	
	HSM 	≤ 0.05	≤ 2	710	RPM	21698	10849	7233	5424	3616	2712	
				(568-852)	Fz	0.0017	0.0045	0.0085	0.0115	0.0140	0.0160	
					Feed (ipm)	74	98	123	125	101	87	
PLASTICS ABS, Polycarbonate, PVC, Polypropylene	≤ 150 Bhn or ≤ 7 HRc	Slot 	1	≤ 1	1600	RPM	48896	24448	16299	12224	8149	6112
					(1280-1920)	Fz	0.0015	0.0040	0.0075	0.0100	0.0120	0.0140
						Feed (ipm)	147	196	244	244	196	171
	Profile 	≤ 0.5	≤ 1.5	2000	RPM	61120	30560	20373	15280	10187	7640	
				(1600-2400)	Fz	0.0015	0.0040	0.0075	0.0100	0.0120	0.0140	
					Feed (ipm)	183	244	306	306	244	214	
	HSM 	≤ 0.05	≤ 2	3300	RPM	100848	50424	33616	25212	16808	12606	
				(2640-3960)	Fz	0.0034	0.0090	0.0170	0.0230	0.0275	0.0320	
					Feed (ipm)	686	908	1143	1160	924	807	

Bhn (Brinell) HRc (Rockwell C) HRb (Rockwell B) HSM (High Speed Machining)
 $rpm = Vc \times 3.82 / D_1$
 $ipm = Fz \times 2 \times rpm$
 reduce speed and feed for materials harder than listed
 reduce cut depth and feed by 50% for long flute and long reach tools
 reduce feed and Ae when finish milling (.02 x D₁ maximum)
 refer to the SGS Tool Wizard for complete technical information (www.kyocera-sgstool.com)



44M
METRIC SERIES



- Polished ski land with primary and secondary flute wall design minimizes chip interference by directing chips away from secondary flute
- Circular land allows for increased control at various speed and feed rates ultimately reducing chatter
- Recommended for materials ≤ 150 Bhn (≤ 7 HRC)

CUTTING DIA. D ₁	LENGTH OF CUT L ₂	OVERALL LENGTH L ₁	SHANK DIA. D ₂	CORNER RADIUS* R	EDP NO.				STOCK
					UNCOATED W/FLAT	UNCOATED	Ti-NAMITE-B (TiB ₂) W/FLAT	Ti-NAMITE-B (TiB ₂)	
3,0	8,0	52,0	6,0	0,36–0,76	44505	49663	44506	49674	●
4,0	11,0	55,0	6,0	0,36–0,76	44509	49664	44510	49675	●
5,0	13,0	57,0	6,0	0,36–0,76	44513	49665	44514	49676	●
6,0	13,0	57,0	6,0	0,36–0,76	44517	49666	44518	49677	●
8,0	19,0	69,0	10,0	0,38–1,52	44521	49667	44522	49678	●
10,0	22,0	72,0	10,0	0,38–1,52	44525	49668	44526	49679	●
12,0	26,0	83,0	12,0	0,38–3,17	44529	49669	44530	49680	●
14,0	26,0	83,0	14,0	0,38–3,17	44533	49670	44534	49681	●
16,0	32,0	92,0	16,0	0,38–3,17	44537	49671	44538	49682	●
18,0	32,0	92,0	18,0	0,38–3,17	44541	49672	44542	49683	●
20,0	38,0	104,0	20,0	0,38–3,17	44545	49673	44546	49684	●

*Contact your KSPT Sales Representative for more information on Corner Radius options.

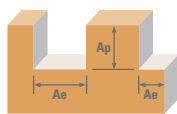
TOLERANCES (mm)

- ≤3 DIAMETER**
D₁ = +0,000/–0,006
D₂ = h₆
R = +0,000/–0,050
- >3–6 DIAMETER**
D₁ = +0,000/–0,008
D₂ = h₆
R = +0,000/–0,050
- >6–10 DIAMETER**
D₁ = +0,000/–0,009
D₂ = h₆
R = +0,000/–0,050
- >10–18 DIAMETER**
D₁ = +0,000/–0,011
D₂ = h₆
R = +0,000/–0,050
- >18–20 DIAMETER**
D₁ = +0,000/–0,013
D₂ = h₆
R = +0,000/–0,050

- NON-FERROUS
- PLASTICS/COMPOSITES

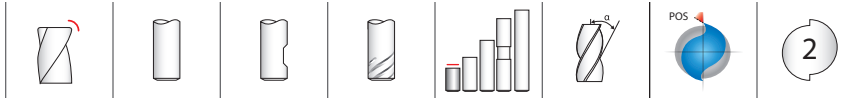
- U.S. Stock Standard
- NOT STOCKED—
Call for Delivery

For patent information visit www.kyocera-sgstool.com/patents

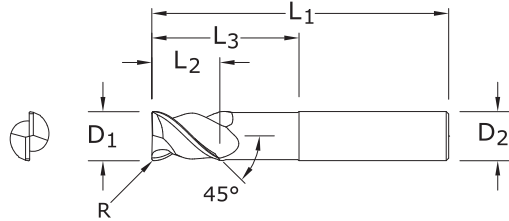


Series 44M Metric	Hardness	Ae x D ₁	Ap x D ₁	Vc (m/min)	Diameter (D ₁) (mm)								
					3	6	10	12	20	25			
ALUMINUM ALLOYS 2024, 5052, 5086, 6061, 6073, 7075	≤ 150 Bhn or ≤ 7 HRc	Slot	1	≤ 1	490	RPM	52022	26011	15607	13005	7803	6243	
					(392-588)	Fz	0.022	0.060	0.120	0.144	0.187	0.213	
						Feed (mm/min)	2247	3121	3746	3745	2913	2653	
		Profile	≤ 0.5	≤ 1.5	610	RPM	64762	32381	19429	16190	9714	7771	
					(488-732)	Fz	0.022	0.060	0.120	0.144	0.187	0.213	
						Feed (mm/min)	2797	3885	4663	4662	3627	3303	
	HSM	≤ 0.05	≤ 2	1005	RPM	106698	53349	32009	26674	16005	12804		
				(804-1206)	Fz	0.050	0.132	0.280	0.336	0.440	0.488		
					Feed (mm/min)	10754	14083	17925	17924	14084	12484		
	ALUMINUM DIE CAST ALLOYS (HIGH SILICONE) A-390, A-392, B-390	≤ 125 Bhn or ≤ 77 HRb	Slot	1	≤ 1	185	RPM	19641	9820	5892	4910	2946	2357
						(148-222)	Fz	0.022	0.060	0.120	0.144	0.187	0.213
							Feed (mm/min)	848	1178	1414	1414	1100	1002
Profile			≤ 0.5	≤ 1.5	230	RPM	24418	12209	7326	6105	3663	2930	
					(184-276)	Fz	0.022	0.060	0.120	0.144	0.187	0.213	
						Feed (mm/min)	1055	1465	1758	1758	1367	1245	
HSM		≤ 0.05	≤ 2	380	RPM	40343	20172	12103	10086	6052	4841		
				(304-456)	Fz	0.050	0.132	0.280	0.336	0.440	0.488		
					Feed (mm/min)	4066	5325	6778	6777	5325	4720		
COPPER ALLOYS Aluminum Bronze Brass Naval Brass Red Brass		≤ 140 Bhn or ≤ 3 HRc	Slot	1	≤ 1	265	RPM	28134	14067	8440	7034	4220	3376
						(212-318)	Fz	0.019	0.048	0.107	0.120	0.160	0.175
							Feed (mm/min)	1080	1350	1801	1688	1350	1182
	Profile		≤ 0.5	≤ 1.5	330	RPM	35035	17518	10511	8759	5255	4204	
					(264-396)	Fz	0.019	0.048	0.107	0.120	0.160	0.175	
						Feed (mm/min)	1345	1682	2242	2102	1682	1472	
	HSM	≤ 0.05	≤ 2	545	RPM	57861	28930	17358	14465	8679	6943		
				(436-654)	Fz	0.041	0.108	0.227	0.276	0.373	0.400		
					Feed (mm/min)	4721	6248	7869	7984	6480	5555		
	COPPER ALLOYS Beryllium Copper C110, Manganese Bronze, Tin Bronze	≤ 200 Bhn or ≤ 23 HRc	Slot	1	≤ 1	105	RPM	11148	5574	3344	2787	1672	1338
						(84-126)	Fz	0.019	0.048	0.107	0.120	0.160	0.175
							Feed (mm/min)	428	535	713	669	535	468
Profile			≤ 0.5	≤ 1.5	130	RPM	13802	6901	4141	3450	2070	1656	
					(104-156)	Fz	0.019	0.048	0.107	0.120	0.160	0.175	
						Feed (mm/min)	530	662	883	828	662	580	
HSM		≤ 0.05	≤ 2	215	RPM	22826	11413	6848	5706	3424	2739		
				(172-258)	Fz	0.041	0.108	0.227	0.276	0.373	0.400		
					Feed (mm/min)	1862	2465	3104	3150	2556	2191		
PLASTICS ABS, Polycarbonate, PVC, Polypropylene			Slot	1	≤ 1	490	RPM	52022	26011	15607	13005	7803	6243
						(392-588)	Fz	0.036	0.096	0.200	0.240	0.320	0.350
							Feed (mm/min)	3745	4994	6243	6242	4994	4370
	Profile		≤ 0.5	≤ 1.5	610	RPM	64762	32381	19429	16190	9714	7771	
					(488-732)	Fz	0.036	0.096	0.200	0.240	0.320	0.350	
						Feed (mm/min)	4662	6217	7771	7771	6217	5440	
	HSM	≤ 0.05	≤ 2	1005	RPM	106698	53349	32009	26674	16005	12804		
				(804-1206)	Fz	0.082	0.216	0.453	0.552	0.733	0.800		
					Feed (mm/min)	17412	23045	29022	29446	23473	20487		

Bhn (Brinell) HRc (Rockwell C) HRb (Rockwell B) HSM (High Speed Machining)
 $rpm = (Vc \times 1000) / (D_1 \times 3.14)$
 $mm/min = Fz \times 2 \times rpm$
 reduce speed and feed for materials harder than listed
 reduce cut depth and feed by 50% for long flute and long reach tools
 reduce feed and Ae when finish milling (.02 x D₁ maximum)
 refer to the SGS Tool Wizard for complete technical information (www.kyocera-sgstool.com)



45
FRACTIONAL SERIES



- Polished ski land with primary and secondary flute wall design minimizes chip interference by directing chips away from secondary flute
- Circular land allows for increased control at various speed and feed rates ultimately reducing chatter
- Recommended for materials ≤ 150 Bhn (≤ 7 HRC)

inch						EDP NO.				STOCK
CUTTING DIA. D ₁	LENGTH OF CUT L ₂	OVERALL LENGTH L ₁	SHANK DIA. D ₂	REACH* L ₃	CORNER RADIUS R	UNCOATED W/FLAT	UNCOATED	Ti-NAMITE-B (TiB ₂) W/FLAT	Ti-NAMITE-B (TiB ₂)	
1/4	3/8	2-1/2	3/8	1	.010	91257	91250	91242	91235	●
5/16	7/16	2-1/2	3/8	1-1/8	.012	91258	91251	91243	91236	●
3/8	9/16	2-1/2	3/8	1-1/8	.015	91259	91252	91244	91237	●
1/2	3/4	3	1/2	1-1/2	.020	91260	91253	91245	91238	●
5/8	7/8	3-1/2	5/8	1-3/4	.025	91261	91254	91246	91239	●
3/4	1	4	3/4	2	.030	91262	91255	91247	91240	●
1	1-1/4	4	1	2-1/8	.040	91263	91256	91248	91241	●

*Reach (Optional)

TOLERANCES (inch)

1/4–3/8 DIAMETER

D₁ = +0.0000/–0.00035
D₂ = h₆
R = +0.0000/–0.0020

1/2–5/8 DIAMETER

D₁ = +0.0000/–0.00043
D₂ = h₆
R = +0.0000/–0.0020

3/4–1 DIAMETER

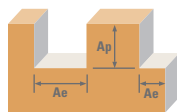
D₁ = +0.0000/–0.00051
D₂ = h₆
R = +0.0000/–0.0020

NON-FERROUS

PLASTICS/COMPOSITES

- U.S. Stock Standard
- NOT STOCKED—
Call for Delivery

For patent information
visit www.kyocera-sgstool.com/patents



Series 45 Fractional	Hardness	Ae x D ₁	Ap x D ₁	Vc (sfm)	Diameter (D ₁) (inch)							
					1/8	1/4	3/8	1/2	3/4	1		
ALUMINUM ALLOYS 2024, 5052, 5086, 6061, 6073, 7075	≤ 150 Bhn or ≤ 7 HRc	Slot 	1	≤ 1	1600	RPM	48896	24448	16299	12224	8149	6112
					(1280-1920)	Fz	0.0009	0.0025	0.0045	0.0060	0.0070	0.0085
						Feed (ipm)	88	122	147	147	114	104
		Profile 	≤ 0.5	≤ 1.5	2000	RPM	61120	30560	20373	15280	10187	7640
					(1600-2400)	Fz	0.0009	0.0025	0.0045	0.0060	0.0070	0.0085
						Feed (ipm)	110	153	183	183	143	130
	HSM 	≤ 0.05	≤ 2	3300	RPM	100848	50424	33616	25212	16808	12606	
				(2640-3960)	Fz	0.0021	0.0055	0.0105	0.0140	0.0165	0.0195	
					Feed (ipm)	424	555	706	706	555	492	
ALUMINUM DIE CAST ALLOYS (HIGH SILICONE) A-390, A-392, B-390	≤ 125 Bhn or ≤ 77 HRb	Slot 	1	≤ 1	600	RPM	18336	9168	6112	4584	3056	2292
					(480-720)	Fz	0.0009	0.0025	0.0045	0.0060	0.0070	0.0085
						Feed (ipm)	33	46	55	55	43	39
		Profile 	≤ 0.5	≤ 1.5	750	RPM	22920	11460	7640	5730	3820	2865
					(600-900)	Fz	0.0009	0.0025	0.0045	0.0060	0.0070	0.0085
						Feed (ipm)	41	57	69	69	53	49
	HSM 	≤ 0.05	≤ 2	1240	RPM	37894	18947	12631	9474	6316	4737	
				(992-1488)	Fz	0.0021	0.0055	0.0105	0.0140	0.0165	0.0195	
					Feed (ipm)	159	208	265	265	208	185	
COPPER ALLOYS Aluminum Bronze Brass Naval Brass Red Brass	≤ 140 Bhn or ≤ 3 HRc	Slot 	1	≤ 1	865	RPM	26434	13217	8811	6609	4406	3304
					(692-1038)	Fz	0.0008	0.0020	0.0040	0.0050	0.0060	0.0070
						Feed (ipm)	42	53	70	66	53	46
		Profile 	≤ 0.5	≤ 1.5	1080	RPM	33005	16502	11002	8251	5501	4126
					(864-1296)	Fz	0.0008	0.0020	0.0040	0.0050	0.0060	0.0070
						Feed (ipm)	53	66	88	83	66	58
	HSM 	≤ 0.05	≤ 2	1780	RPM	54397	27198	18132	13599	9066	6800	
				(1424-2136)	Fz	0.0017	0.0045	0.0085	0.0115	0.0140	0.0160	
					Feed (ipm)	185	245	308	313	254	218	
COPPER ALLOYS Beryllium Copper C110, Manganese Bronze, Tin Bronze	≤ 200 Bhn or ≤ 23 HRc	Slot 	1	≤ 1	345	RPM	10543	5272	3514	2636	1757	1318
					(276-414)	Fz	0.0008	0.0020	0.0040	0.0050	0.0060	0.0070
						Feed (ipm)	17	21	28	26	21	18
		Profile 	≤ 0.5	≤ 1.5	430	RPM	13141	6570	4380	3285	2190	1643
					(344-516)	Fz	0.0008	0.0020	0.0040	0.0050	0.0060	0.0070
						Feed (ipm)	21	26	35	33	26	23
	HSM 	≤ 0.05	≤ 2	710	RPM	21698	10849	7233	5424	3616	2712	
				(568-852)	Fz	0.0017	0.0045	0.0085	0.0115	0.0140	0.0160	
					Feed (ipm)	74	98	123	125	101	87	
PLASTICS ABS, Polycarbonate, PVC, Polypropylene		Slot 	1	≤ 1	1600	RPM	48896	24448	16299	12224	8149	6112
					(1280-1920)	Fz	0.0015	0.0040	0.0075	0.0100	0.0120	0.0140
						Feed (ipm)	147	196	244	244	196	171
		Profile 	≤ 0.5	≤ 1.5	2000	RPM	61120	30560	20373	15280	10187	7640
					(1600-2400)	Fz	0.0015	0.0040	0.0075	0.0100	0.0120	0.0140
						Feed (ipm)	183	244	306	306	244	214
	HSM 	≤ 0.05	≤ 2	3300	RPM	100848	50424	33616	25212	16808	12606	
				(2640-3960)	Fz	0.0034	0.0090	0.0170	0.0230	0.0275	0.0320	
					Feed (ipm)	686	908	1143	1160	924	807	

Bhn (Brinell) HRc (Rockwell C) HRb (Rockwell B) HSM (High Speed Machining)
 $rpm = Vc \times 3.82 / D_1$
 $ipm = Fz \times 2 \times rpm$
 reduce speed and feed for materials harder than listed
 reduce cut depth and feed by 50% for long flute and long reach tools
 reduce feed and Ae when finish milling (.02 x D₁ maximum)
 refer to the SGS Tool Wizard for complete technical information (www.kyocera-sgstool.com)

General Purpose End Mills



Milling

SERIES	GENERAL PURPOSE END MILLS DESCRIPTION	PAGE
16	4 Flute Square End Stub Fractional	180
16M	4 Flute Square End Stub Metric	210
1	4 Flute Square End Standard Length Fractional	181
1L	4 Flute Square End Long Reach Fractional	181
1EL	4 Flute Square End Extended Length Fractional	181
1M	4 Flute Square End Standard Length Metric	211
1XLM	4 Flute Square End Extra Long Reach Metric	211
14	4 Flute Double End Square Stub Fractional	185
14M	4 Flute Double End Square Stub Metric	213
1B	4 Flute Ball End Standard Length Fractional	186
1LB	4 Flute Ball End Long Reach Fractional	186
1ELB	4 Flute Ball End Extended Length Fractional	186
1MB	4 Flute Ball End Standard Length Metric	214
1XLMB	4 Flute Ball End Extra Long Reach Metric	214
14B	4 Flute Double End Ball Stub Fractional	188
14MB	4 Flute Double End Ball Stub Metric	215
1CR	4 Flute Corner Radius Standard Length Fractional	183
1MCR	4 Flute Corner Radius Standard Length Metric	212
54	4 Flute High Shear Square End Standard Length Fractional	197
54M	4 Flute High Shear Square End Standard Length Metric	223
17	2 Flute Square End Stub Fractional	166
17M	2 Flute Square End Stub Metric	201
3	2 Flute Square End Standard Length Fractional	167
3L	2 Flute Square End Long Reach Fractional	167
3EL	2 Flute Square End Extended Length Fractional	167
3M	2 Flute Square End Standard Length Metric	202
3XLM	2 Flute Square End Extra Long Reach Metric	202
59	2 Flute Square End Long Reach Fractional	169
59M	2 Flute Square End Long Reach Metric	203
15	2 Flute Double End Square Stub Fractional	171
15M	2 Flute Double End Square Stub Metric	204
3B	2 Flute Ball End Standard Length Fractional	172
3LB	2 Flute Ball End Long Reach Fractional	172
3ELB	2 Flute Ball End Extended Length Fractional	172
3MB	2 Flute Ball End Standard Length Metric	205
3XLMB	2 Flute Ball End Extra Long Reach Metric	205
59B	2 Flute Ball End Long Reach Fractional	174
59MB	2 Flute Ball End Long Reach Metric	206
15B	2 Flute Double End Ball Stub Fractional	175
15MB	2 Flute Double End Ball Stub Metric	207
3CR	2 Flute Corner Radius Standard Length Fractional	170

Speed & Feed Recommendations listed after each series

SERIES	GENERAL PURPOSE END MILLS DESCRIPTION	PAGE
52	2 Flute High Shear Square End Standard Length Fractional	196
52M	2 Flute High Shear Square End Standard Length Metric	222
5	3 Flute Square End Standard Length Fractional	176
5M	3 Flute Square End Standard Length Metric	208
5XLM	3 Flute Square End Extra Long Reach Metric	208
5B	3 Flute Ball End Standard Length Fractional	177
5MB	3 Flute Ball End Standard Length Metric	209
5XLMB	3 Flute Ball End Extra Long Reach Metric	209
61	Multi-Flute Coarse Pitch Rougher Fractional	194
61M	Multi-Flute Coarse Pitch Rougher Metric	220
62	Multi-Flute Fine Pitch Rougher Fractional	192
62M	Multi-Flute Fine Pitch Rougher Metric	218
23	3 Flute Tapered Square End Standard Length Fractional	178
24	3 Flute Tapered Corner Radius Standard Length Fractional	179
End Mill Sets	2, 3, & 4 Flute Square End Series 1, 3, 5, 14, 15	199
	2, 3, & 4 Flute Ball End Series 1B, 3B, 5B, 14B, 15B	200

Speed & Feed Recommendations listed after each series

Fresado

SERIE	DESCRIPCIÓN DE FRESAS DE USO GENERAL	PÁGINA
16	4 filos, pieza de punta cuadrada, fraccional	180
16M	4 filos, pieza de punta cuadrada, métrico	210
1	4 filos, punta cuadrada, longitud estándar, fraccional	181
1L	4 filos, punta cuadrada, largo alcance, fraccional	181
1EL	4 filos, punta cuadrada, longitud extendida, fraccional	181
1M	4 filos, punta cuadrada, longitud estándar, métrico	211
1XLM	4 filos, punta cuadrada, alcance extralargo, métrico	211
14	4 filos, pieza doble de punta cuadrada, fraccional	185
14M	4 filos, pieza doble de punta cuadrada, métrico	213
1B	4 filos, punta esférica, longitud estándar, fraccional	186
1LB	4 filos, punta esférica, largo alcance, fraccional	186
1ELB	4 filos, punta esférica, longitud extendida, fraccional	186
1MB	4 filos, punta esférica, longitud estándar, métrico	214
1XLMB	4 filos, punta esférica, alcance extralargo, métrico	214
14B	4 filos, pieza doble de punta esférica, fraccional	188
14MB	4 filos, pieza doble de punta esférica, métrico	215
1CR	4 filos, radio angulado, longitud estándar, fraccional	183
1MCR	4 filos, radio angulado, longitud estándar, métrico	212

Recomendaciones de velocidades y avances mostradas tras cada serie

SERIE	DESCRIPCIÓN DE FRESAS DE USO GENERAL	PÁGINA
54	4 filos, alto rendimiento, punta cuadrada, longitud estándar, fraccional	197
54M	4 filos, alto rendimiento, punta cuadrada, longitud estándar, métrico	223
17	2 filos, pieza de punta cuadrada, fraccional	166
17M	2 filos, pieza de punta cuadrada, métrico	201
3	2 filos, punta cuadrada, longitud estándar, fraccional	167
3L	2 filos, punta cuadrada, largo alcance, fraccional	167
3EL	2 filos, punta cuadrada, longitud extendida, fraccional	167
3M	2 filos, punta cuadrada, longitud estándar, métrico	202
3XLM	2 filos, punta cuadrada, alcance extralargo, métrico	202
59	2 filos, punta cuadrada, largo alcance, fraccional	169
59M	2 filos, punta cuadrada, largo alcance, métrico	203
15	2 filos, pieza doble de punta cuadrada, fraccional	171
15M	2 filos, pieza doble de punta cuadrada, métrico	204
3B	2 filos, punta esférica, longitud estándar, fraccional	172
3LB	2 filos, punta esférica, largo alcance, fraccional	172
3ELB	2 filos, punta esférica, longitud extendida, fraccional	172
3MB	2 filos, punta esférica, longitud estándar, métrico	205
3XLMB	2 filos, punta esférica, alcance extralargo, métrico	205
59B	2 filos, punta esférica, largo alcance, fraccional	174
59MB	2 filos, punta esférica, largo alcance, métrico	206
15B	2 filos, pieza doble de punta esférica, fraccional	175
15MB	2 filos, pieza doble de punta esférica, métrico	207
3CR	2 filos, radio angulado, longitud estándar, fraccional	170
52	2 filos, alto rendimiento, punta cuadrada, longitud estándar, fraccional	196
52M	2 filos, alto rendimiento, punta cuadrada, longitud estándar, métrico	222
5	3 filos, punta cuadrada, longitud estándar, fraccional	176
5M	3 filos, punta cuadrada, longitud estándar, métrico	208
5XLM	3 filos, punta cuadrada, alcance extralargo, métrico	208
5B	3 filos, punta esférica, longitud estándar, fraccional	177
5MB	3 filos, punta esférica, longitud estándar, métrico	209
5XLMB	3 filos, punta esférica, alcance extralargo, métrico	209
61	Filo múltiple, paso grueso, desbastador, fraccional	194
61M	Filo múltiple, paso grueso, desbastador, métrico	220
62	Filo múltiple, paso fino, desbastador, fraccional	192
62M	Filo múltiple, paso fino, desbastador, métrico	218
23	3 filos, cónico, punta cuadrada, longitud estándar, fraccional	178
24	3 filos, cónico, radio angulado, longitud estándar, fraccional	179
Juegos de fresas	2, 3 y 4 filos, punta cuadrada, series 1, 3, 5, 14, 15 2, 3 y 4 filos, punta esférica, series 1B, 3B, 5B, 14B, 15B	199 200

Recomendaciones de velocidades y avances mostradas tras cada serie

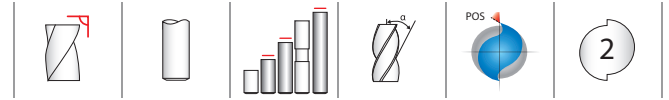
SERIES	DESCRIPTION DE FRAISES À USAGE GÉNÉRAL	PAGE
16	4 dents à bout plat court (fractionnel)	180
16M	4 dents à bout plat court (métrique)	210
1	4 dents à bout plat longueur standard (fractionnel)	181
1L	4 dents à bout plat longue portée (fractionnel)	181
1EL	4 dents à bout plat extra-long (fractionnel)	181
1M	4 dents à bout plat longueur standard (métrique)	211
1XLM	4 dents à bout plat portée extra-longue (métrique)	211
14	4 dents à double bouts plats court (fractionnel)	185
14M	4 dents à double bouts plats court (métrique)	213
1B	4 dents à bout hémisphérique longueur standard (fractionnel)	186
1LB	4 dents à bout hémisphérique longue portée (fractionnel)	186
1ELB	4 dents à bout hémisphérique extra-long (fractionnel)	186
1MB	4 dents à bout hémisphérique longueur standard (métrique)	214
1XLMB	4 dents à bout hémisphérique portée extra-longue (métrique)	214
14B	4 dents à double bouts hémisphériques court (fractionnel)	188
14MB	4 dents à double bouts hémisphériques court (métrique)	215
1CR	4 dents rayon en coin longueur standard (fractionnel)	183
1MCR	4 dents rayon en coin longueur standard (métrique)	212
54	4 dents cisaillement élevé à bout plat longueur standard (fractionnel)	197
54M	4 dents cisaillement élevé à bout plat longueur standard (métrique)	223
17	2 dents à bout plat court (fractionnel)	166
17M	2 dents à bout plat court (métrique)	201
3	2 dents à bout plat longueur standard (fractionnel)	167
3L	2 dents à bout plat longue portée (fractionnel)	167
3EL	2 dents à bout plat extra-long (fractionnel)	167
3M	2 dents à bout plat longueur standard (métrique)	202
3XLM	2 dents à bout plat portée extra-longue (métrique)	202
59	2 dents à bout plat longue portée (fractionnel)	169
59M	2 dents à bout plat longue portée (métrique)	203
15	2 dents à double bouts plats court (fractionnel)	171
15M	2 dents à double bouts plats court (métrique)	204
3B	2 dents à bout hémisphérique longueur standard (fractionnel)	172
3LB	2 dents à bout hémisphérique longue portée (fractionnel)	172
3ELB	2 dents à bout hémisphérique extra-long (fractionnel)	172
3MB	2 dents à bout hémisphérique longueur standard (métrique)	205
3XLMB	2 dents à bout hémisphérique portée extra-longue (métrique)	205
59B	2 dents à bout hémisphérique longue portée (fractionnel)	174
59MB	2 dents à bout hémisphérique longue portée (métrique)	206
15B	2 dents à double bouts hémisphériques court (fractionnel)	175
15MB	2 dents à double bouts hémisphériques court (métrique)	207
3CR	2 dents rayon en coin longueur standard (fractionnel)	170
52	2 dents cisaillement élevé à bout plat longueur standard (fractionnel)	196
52M	2 dents cisaillement élevé à bout plat longueur standard (métrique)	222

Recommandations de vitesse et avance indiquées après chaque série

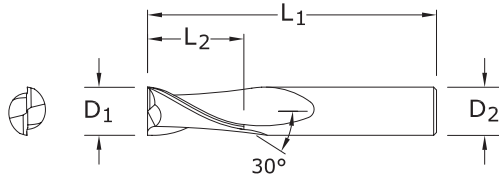
SERIES	DESCRIPTION DE FRAISES À USAGE GÉNÉRAL	PAGE
5	3 dents à bout plat longueur standard (fractionnel)	176
5M	3 dents à bout plat longueur standard (métrique)	208
5XLM	3 dents à bout plat portée extra-longue (métrique)	208
5B	3 dents à bout hémisphérique longueur standard (fractionnel)	177
5MB	3 dents à bout hémisphérique longueur standard (métrique)	209
5XLMB	3 dents à bout hémisphérique portée extra-longue (métrique)	209
61	Multi-dents à pas gros d'ébauche (fractionnel)	194
61M	Multi-dents à pas gros d'ébauche (métrique)	220
62	Multi-dents à pas fin d'ébauche (fractionnel)	192
62M	Multi-dents à pas fin d'ébauche (métrique)	218
23	3 dents conique à bout plat longueur standard (fractionnel)	178
24	3 dents conique rayon en coin longueur standard (fractionnel)	179
Jeux de fraises	2, 3, & 4 Série goujure à bout plat 1,3,5,14,15	199
	2, 3, & 4 Série goujure à bout hémisphérique 15B, 15MB, 15B, 15MB, 15B, 15MB	200

Recommandations de vitesse et avance indiquées après chaque série

FRACTIONAL 2 Flute Square End



TOLERANCES (inch)
 $D_1 = +0.0000/-0.0020$
 $D_2 = h_6$



3·3L·3EL
 FRACTIONAL SERIES

inch				EDP NO.					STOCK	SERIES
CUTTING DIAMETER D_1	LENGTH OF CUT L_2	OVERALL LENGTH L_1	SHANK DIAMETER D_2	UNCOATED	Ti-NAMITE (TiN)	Ti-NAMITE-C (TiCN)	Ti-NAMITE-A (AlTiN)	Di-NAMITE (Diamond)		
1/64	1/32	1-1/2	1/8	30301	39301	39501	30397	—	●	3
1/32	5/64	1-1/2	1/8	30303	39303	39503	30398	—	●	3
3/64	7/64	1-1/2	1/8	30305	39305	39505	30399	—	●	3
1/16	3/16	1-1/2	1/8	30307	39307	39507	30400	91266	●	3
5/64	3/16	1-1/2	1/8	30309	39309	39509	30435	—	●	3
3/32	9/32	1-1/2	1/8	30311	39311	39511	30436	—	●	3
7/64	3/8	1-1/2	1/8	30313	39313	39513	30437	—	●	3
1/8	3/8	1-1/2	1/8	30377	39377	39577	30469	—	●	3
*1/8	1/2	1-1/2	1/8	30315	39315	39515	30438	91270	●	3
1/8	3/4	2-1/4	1/8	33341	31800	31810	31850	—	●	3L
1/8	1	3	1/8	33343	31938	31948	31958	—	●	3EL
9/64	1/2	2	3/16	30317	39317	39517	30439	—	●	3
5/32	1/2	2	3/16	30319	39319	39519	30440	—	●	3
11/64	5/8	2	3/16	30321	39321	39521	30441	—	●	3
*3/16	5/8	2	3/16	30323	39323	39523	30442	91274	●	3
3/16	3/4	2-1/2	3/16	33301	31820	31825	31851	—	●	3L
3/16	1-1/8	3	3/16	33321	31939	31949	31959	—	●	3EL
13/64	5/8	2-1/2	1/4	30325	39325	39525	30443	—	●	3
7/32	5/8	2-1/2	1/4	30327	39327	39527	30444	—	●	3
15/64	3/4	2-1/2	1/4	30329	39329	39529	30445	—	●	3
*1/4	3/4	2-1/2	1/4	30331	39331	39531	30446	91278	●	3
1/4	1-1/8	3	1/4	33303	31802	31812	31852	—	●	3L
1/4	1-1/2	4	1/4	33323	31940	31950	31960	—	●	3EL
17/64	3/4	2-1/2	5/16	30333	39333	39533	30447	—	●	3
9/32	3/4	2-1/2	5/16	30335	39335	39535	30448	—	●	3
19/64	13/16	2-1/2	5/16	30337	39337	39537	30449	—	●	3
*5/16	13/16	2-1/2	5/16	30339	39339	39539	30450	91282	●	3
5/16	1-1/8	3	5/16	33305	31821	31826	31853	—	●	3L
5/16	1-5/8	4	5/16	33325	31941	31951	31961	—	●	3EL
21/64	1	2-1/2	3/8	30341	39341	39541	30451	—	●	3
11/32	1	2-1/2	3/8	30343	39343	39543	30452	—	●	3
23/64	1	2-1/2	3/8	30345	39345	39545	30453	—	●	3
*3/8	1	2-1/2	3/8	30347	39347	39547	30454	91286	●	3
3/8	1-1/8	3	3/8	33307	31804	31814	31854	—	●	3L

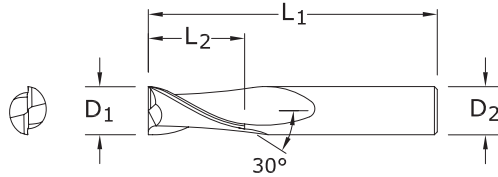
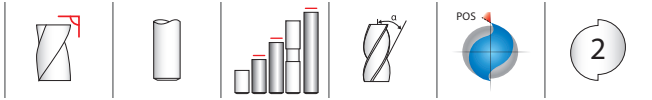
continued on next page

- STEELS
- STAINLESS STEELS
- CAST IRON
- HIGH TEMP ALLOYS
- TITANIUM
- HARDENED STEELS
- NON-FERROUS
- PLASTICS/COMPOSITES

- U.S. Stock Standard
- NOT STOCKED—
Call for Delivery

For patent information
 visit www.kyocera-sgstoool.com/patents

2 Flute Square End



3·3L·3EL
FRACTIONAL SERIES

TOLERANCES (inch)

D₁ = +0.0000/-0.0020
D₂ = h₆

CONTINUED

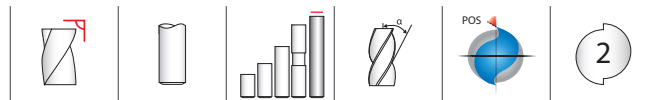
- STEELS
- STAINLESS STEELS
- CAST IRON
- HIGH TEMP ALLOYS
- TITANIUM
- HARDENED STEELS
- NON-FERROUS
- PLASTICS/COMPOSITES

- U.S. Stock Standard
- NOT STOCKED—
Call for Delivery

For patent information
visit www.kyocera-sgstool.com/patents

CUTTING DIAMETER D ₁	LENGTH OF CUT L ₂	OVERALL LENGTH L ₁	SHANK DIAMETER D ₂	EDP NO.					STOCK	SERIES
				UNCOATED	Ti-NAMITE (TiN)	Ti-NAMITE-C (TiCN)	Ti-NAMITE-A (AlTiN)	Di-NAMITE (Diamond)		
3/8	1-3/4	4	3/8	33327	31942	31952	31962	—	●	3EL
25/64	1	2-3/4	7/16	30349	39349	39549	30455	—	●	3
13/32	1	2-3/4	7/16	30351	39351	39551	30456	—	●	3
27/64	1	2-3/4	7/16	30353	39353	39553	30457	—	●	3
7/16	1	2-3/4	7/16	30355	39355	39555	30458	—	●	3
7/16	2	4-1/2	7/16	33309	31822	31827	31855	—	●	3L
7/16	3	6	7/16	33329	31943	31953	31963	—	●	3EL
29/64	1	3	1/2	30357	39357	39557	30459	—	●	3
15/32	1	3	1/2	30359	39359	39559	30460	—	●	3
31/64	1	3	1/2	30361	39361	39561	30461	—	●	3
*1/2	1	3	1/2	30363	39363	39563	30462	91290	●	3
1/2	2	4-1/2	1/2	33311	31806	31816	31856	—	●	3L
1/2	3	6	1/2	33331	31944	31954	31964	—	●	3EL
9/16	1-1/8	3-1/2	9/16	30365	39365	39565	30463	—	●	3
5/8	1-1/4	3-1/2	5/8	30367	39367	39567	30464	—	●	3
5/8	2-1/4	5	5/8	33313	31823	31817	31857	—	●	3L
5/8	3	6	5/8	33333	31945	31955	31965	—	●	3EL
11/16	1-3/8	4	3/4	30369	39369	39569	30465	—	●	3
3/4	1-1/2	4	3/4	30371	39371	39571	30466	—	●	3
3/4	2-1/4	5	3/4	33315	31808	31818	31858	—	●	3L
3/4	3	6	3/4	33335	31946	31956	31966	—	●	3EL
7/8	1-1/2	4	7/8	30373	39373	39573	30467	—	●	3
1	1-1/2	4	1	30375	39375	39575	30468	—	●	3
1	2-1/4	5	1	33317	31824	31819	31859	—	●	3L
1	3	6	1	33337	31947	31957	31967	—	●	3EL
*Series 3 Set				30389	39389	39589	30470	—	●	3

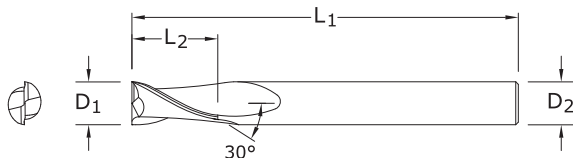
2 Flute Square End Long Reach



TOLERANCES (inch)

$D_1 = +0.0000/-0.0020$

$D_2 = h_6$



59

FRACTIONAL SERIES

CUTTING DIAMETER D_1	inch			EDP NO.			STOCK
	LENGTH OF CUT L_2	OVERALL LENGTH L_1	SHANK DIAMETER D_2	Ti-NAMITE (TiN)	Ti-NAMITE-C (TiCN)	Ti-NAMITE-A (AlTiN)	
1/8	3/8	2-1/2	1/4	32280	32260	32270	●
3/16	9/16	3	1/4	32281	32261	32271	●
1/4	5/8	3-1/2	1/4	32282	32262	32272	●
5/16	11/16	4	5/16	32283	32263	32273	●
3/8	7/8	4	3/8	32284	32264	32274	●
1/2	1	4-1/2	1/2	32285	32265	32275	●
5/8	1-1/8	5	5/8	32286	32266	32276	●
3/4	1-3/8	5-1/4	3/4	32287	32267	32277	●

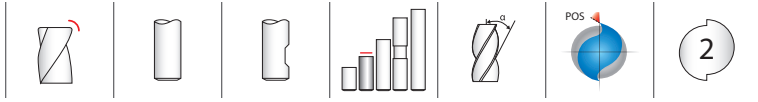
Neck Option Available

- STEELS
- STAINLESS STEELS
- CAST IRON
- HIGH TEMP ALLOYS
- TITANIUM
- HARDENED STEELS
- NON-FERROUS
- PLASTICS/COMPOSITES

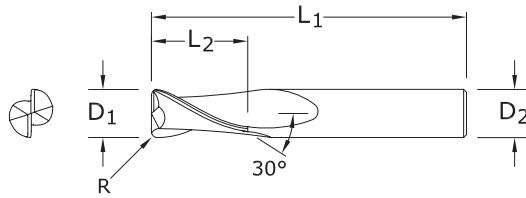
- U.S. Stock Standard
- NOT STOCKED—
Call for Delivery

For patent information visit www.kyocera-sgstool.com/patents

2 Flute Corner Radius



3CR FRACTIONAL SERIES



TOLERANCES (inch)

D₁ = +0.0000/-0.0020
 D₂ = h₆
 R = +0.0000/-0.0020

- STEELS
- STAINLESS STEELS
- CAST IRON
- HIGH TEMP ALLOYS
- TITANIUM
- HARDENED STEELS
- NON-FERROUS
- PLASTICS/COMPOSITES

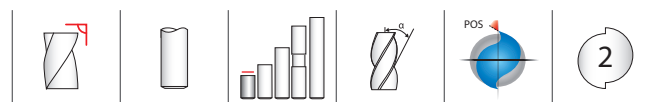
- U.S. Stock Standard
- NOT STOCKED—
Call for Delivery

For patent information
 visit www.kyocera-sgstoool.com/patents

NOMINAL CUTTING DIA. D ₁	LENGTH OF CUT L ₂	OVERALL LENGTH L ₁	SHANK DIA. D ₂	CORNER RADIUS R	EDP NO.				STOCK
					UNCOATED	Ti-NAMITE (TiN)	Ti-NAMITE-C (TiCN)	Ti-NAMITE-A (AlTiN)	
1/8*	1/2	1-1/2	1/8	.015	38201	38202	38315	38357	●
1/8*	1/2	1-1/2	1/8	.020	38203	38204	38316	38358	●
3/16*	5/8	2	3/16	.015	38209	38210	38317	38359	●
3/16*	5/8	2	3/16	.020	38211	38212	38318	38360	●
3/16*	5/8	2	3/16	.030	38213	38214	38319	38361	●
1/4*	3/4	2-1/2	1/4	.015	38219	38220	38320	38362	●
1/4*	3/4	2-1/2	1/4	.020	38221	38222	38321	38363	●
1/4*	3/4	2-1/2	1/4	.030	38223	38224	38322	38364	●
1/4*	3/4	2-1/2	1/4	.045	38225	38226	38323	38365	●
5/16*	13/16	2-1/2	5/16	.015	38231	38232	38324	38366	●
5/16*	13/16	2-1/2	5/16	.020	38233	38234	38325	38367	●
5/16*	13/16	2-1/2	5/16	.030	38235	38236	38326	38368	●
5/16*	13/16	2-1/2	5/16	.045	38237	38238	38327	38369	●
3/8	1	2-1/2	3/8	.015	38245	38246	38328	38370	●
3/8	1	2-1/2	3/8	.020	38247	38248	38329	38371	●
3/8	1	2-1/2	3/8	.030	38249	38250	38330	38372	●
3/8	1	2-1/2	3/8	.045	38251	38252	38331	38373	●
1/2	1	3	1/2	.015	38259	38260	38332	38374	●
1/2	1	3	1/2	.020	38261	38262	38333	38375	●
1/2	1	3	1/2	.030	38263	38264	38334	38376	●
1/2	1	3	1/2	.045	38265	38266	38335	38377	●
1/2	1	3	1/2	.060	38267	38268	38336	38378	●
5/8	1-1/4	3-1/2	5/8	.015	38273	38274	38337	38379	●
5/8	1-1/4	3-1/2	5/8	.020	38275	38276	38338	38380	●
5/8	1-1/4	3-1/2	5/8	.030	38277	38278	38339	38381	●
5/8	1-1/4	3-1/2	5/8	.045	38279	38280	38340	38382	●
5/8	1-1/4	3-1/2	5/8	.060	38281	38282	38341	38383	●
5/8	1-1/4	3-1/2	5/8	.090	38283	38284	38342	38384	●
3/4	1-1/2	4	3/4	.015	38287	38288	38343	38385	●
3/4	1-1/2	4	3/4	.020	38289	38290	38344	38386	●
3/4	1-1/2	4	3/4	.030	38291	38292	38345	38387	●
3/4	1-1/2	4	3/4	.045	38293	38294	38346	38388	●
3/4	1-1/2	4	3/4	.060	38295	38296	38347	38389	●
3/4	1-1/2	4	3/4	.090	38297	38298	38348	38390	●
3/4	1-1/2	4	3/4	.125	38299	38300	38349	38391	●
1	1-1/2	4	1	.015	38301	38302	38350	38392	●
1	1-1/2	4	1	.020	38303	38304	38351	38393	●
1	1-1/2	4	1	.030	38305	38306	38352	38394	●
1	1-1/2	4	1	.045	38307	38308	38353	38395	●
1	1-1/2	4	1	.060	38309	38310	38354	38396	●
1	1-1/2	4	1	.090	38311	38312	38355	38397	●
1	1-1/2	4	1	.125	38313	38314	38356	38398	●

*Without Flat

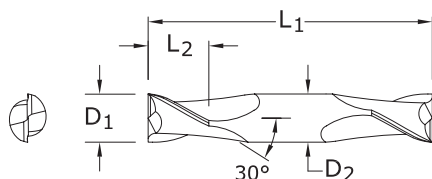
2 Flute Double End Mills



TOLERANCES (inch)

$D_1 = +0.0000/-0.0020$

$D_2 = h_6$



15
FRACTIONAL SERIES

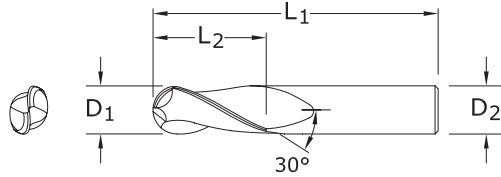
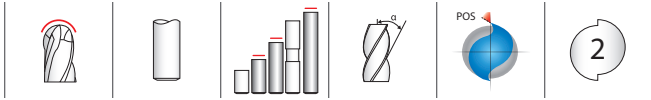
inch				EDP NO.				STOCK
CUTTING DIAMETER D_1	LENGTH OF CUT L_2	OVERALL LENGTH L_1	SHANK DIAMETER D_2	UNCOATED	Ti-NAMITE (TiN)	Ti-NAMITE-C (TiCN)	Ti-NAMITE-A (AlTiN)	
1/32	1/16	1-1/2	1/8	31501	31541	39651	31316	●
3/64	3/32	1-1/2	1/8	31503	31543	39653	31317	●
1/16	1/8	1-1/2	1/8	31505	31545	39655	31318	●
5/64	1/8	1-1/2	1/8	31507	31547	39657	31319	●
3/32	3/16	1-1/2	1/8	31509	31549	39659	31320	●
7/64	3/16	1-1/2	1/8	31511	31551	39661	31321	●
*1/8	1/4	1-1/2	1/8	31513	31553	39663	31322	●
9/64	5/16	2	3/16	31515	31555	39665	31323	●
5/32	5/16	2	3/16	31517	31557	39667	31324	●
11/64	5/16	2	3/16	31519	31559	39669	31325	●
*3/16	3/8	2	3/16	31521	31561	39671	31326	●
13/64	1/2	2-1/2	1/4	31523	31563	39673	31327	●
7/32	1/2	2-1/2	1/4	31525	31565	39675	31328	●
15/64	1/2	2-1/2	1/4	31527	31567	39677	31329	●
*1/4	1/2	2-1/2	1/4	31529	31569	39679	31330	●
9/32	1/2	2-1/2	5/16	31531	31571	39681	31331	●
*5/16	1/2	2-1/2	5/16	31533	31573	39683	31332	●
*3/8	9/16	2-1/2	3/8	31535	31575	39685	31333	●
7/16	9/16	2-3/4	7/16	31537	31577	39687	31334	●
*1/2	5/8	3	1/2	31539	31579	39689	31335	●
*Series 15 Set				31589	31581	39691	31336	●

- STEELS
- STAINLESS STEELS
- CAST IRON
- HIGH TEMP ALLOYS
- TITANIUM
- HARDENED STEELS
- NON-FERROUS
- PLASTICS/COMPOSITES

● U.S. Stock Standard
 ■ NOT STOCKED—
 Call for Delivery

For patent information
 visit www.kyocera-sgstoool.com/patents

2 Flute Ball End



3B•3LB•3ELB

FRACTIONAL SERIES

TOLERANCES (inch)

D₁ = +0.0000/-0.0020
D₂ = h₆

- STEELS
- STAINLESS STEELS
- CAST IRON
- HIGH TEMP ALLOYS
- TITANIUM
- HARDENED STEELS
- NON-FERROUS
- PLASTICS/COMPOSITES

- U.S. Stock Standard
- NOT STOCKED—
Call for Delivery

For patent information
visit www.kyocera-sgstoool.com/patents

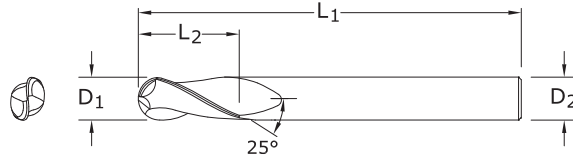
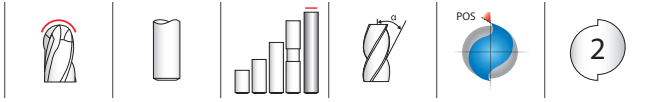
CUTTING DIAMETER D ₁	LENGTH OF CUT L ₂	OVERALL LENGTH L ₁	SHANK DIAMETER D ₂	EDP NO.				STOCK	SERIES
				UNCOATED	Ti-NAMITE (TiN)	Ti-NAMITE-C (TiCN)	Ti-NAMITE-A (AlTiN)		
1/64	1/32	1-1/2	1/8	30302	39302	39502	30471	●	3B
1/32	5/64	1-1/2	1/8	30304	39304	39504	30472	●	3B
3/64	7/64	1-1/2	1/8	30306	39306	39506	30473	●	3B
1/16	3/16	1-1/2	1/8	30308	39308	39508	30474	●	3B
5/64	3/16	1-1/2	1/8	30310	39310	39510	30475	●	3B
3/32	9/32	1-1/2	1/8	30312	39312	39512	30476	●	3B
7/64	3/8	1-1/2	1/8	30314	39314	39514	30477	●	3B
1/8	3/8	1-1/2	1/8	30378	39378	39578	30599	●	3B
*1/8	1/2	1-1/2	1/8	30316	39316	39516	30478	●	3B
1/8	3/4	2-1/4	1/8	33342	31830	31840	31890	●	3LB
1/8	1	3	1/8	33344	31968	31978	31988	●	3ELB
9/64	1/2	2	3/16	30318	39318	39518	30479	●	3B
5/32	1/2	2	3/16	30320	39320	39520	30480	●	3B
11/64	5/8	2	3/16	30322	39322	39522	30481	●	3B
*3/16	5/8	2	3/16	30324	39324	39524	30482	●	3B
3/16	3/4	2-1/2	3/16	33302	31831	31841	31891	●	3LB
3/16	1-1/8	3	3/16	33322	31969	31979	31989	●	3ELB
13/64	5/8	2-1/2	1/4	30326	39326	39526	30483	●	3B
7/32	5/8	2-1/2	1/4	30328	39328	39528	30484	●	3B
15/64	3/4	2-1/2	1/4	30330	39330	39530	30485	●	3B
*1/4	3/4	2-1/2	1/4	30332	39332	39532	30486	●	3B
1/4	1-1/8	3	1/4	33304	31832	31842	31892	●	3LB
1/4	1-1/2	4	1/4	33324	31970	31980	31990	●	3ELB
17/64	3/4	2-1/2	5/16	30334	39334	39534	30487	●	3B
9/32	3/4	2-1/2	5/16	30336	39336	39536	30488	●	3B
19/64	13/16	2-1/2	5/16	30338	39338	39538	30489	●	3B
*5/16	13/16	2-1/2	5/16	30340	39340	39540	30490	●	3B
5/16	1-1/8	3	5/16	33306	31833	31843	31893	●	3LB
5/16	1-5/8	4	5/16	33326	31971	31981	31991	●	3ELB
21/64	1	2-1/2	3/8	30342	39342	39542	30491	●	3B

continued on next page

3B•3LB•3ELB
FRACTIONAL SERIES

inch				EDP NO.				STOCK	SERIES	CONTINUED
CUTTING DIAMETER D ₁	LENGTH OF CUT L ₂	OVERALL LENGTH L ₁	SHANK DIAMETER D ₂	UNCOATED	Ti-NAMITE (TiN)	Ti-NAMITE-C (TiCN)	Ti-NAMITE-A (AlTiN)			
11/32	1	2-1/2	3/8	30344	39344	39544	30492	●	3B	
23/64	1	2-1/2	3/8	30346	39346	39546	30493	●	3B	
*3/8	1	2-1/2	3/8	30348	39348	39548	30494	●	3B	
3/8	1-1/8	3	3/8	33308	31834	31844	31894	●	3LB	
3/8	1-3/4	4	3/8	33328	31972	31982	31992	●	3ELB	
25/64	1	2-3/4	7/16	30350	39350	39550	30495	●	3B	
13/32	1	2-3/4	7/16	30352	39352	39552	30496	●	3B	
27/64	1	2-3/4	7/16	30354	39354	39554	30497	●	3B	
7/16	1	2-3/4	7/16	30356	39356	39556	30498	●	3B	
7/16	2	4-1/2	7/16	33310	31835	31845	31895	●	3LB	
7/16	3	6	7/16	33330	31973	31983	31993	●	3ELB	
29/64	1	3	1/2	30358	39358	39558	30499	●	3B	
15/32	1	3	1/2	30360	39360	39560	30500	●	3B	
31/64	1	3	1/2	30362	39362	39562	30591	●	3B	
*1/2	1	3	1/2	30364	39364	39564	30592	●	3B	
1/2	2	4-1/2	1/2	33312	31836	31846	31896	●	3LB	
1/2	3	6	1/2	33332	31974	31984	31994	●	3ELB	
9/16	1-1/8	3-1/2	9/16	30366	39366	39566	30593	●	3B	
5/8	1-1/4	3-1/2	5/8	30368	39368	39568	30594	●	3B	
5/8	2-1/4	5	5/8	33314	31837	31847	31897	●	3LB	
5/8	3	6	5/8	33334	31975	31985	31995	●	3ELB	
11/16	1-3/8	4	3/4	30370	39370	39570	30595	●	3B	
3/4	1-1/2	4	3/4	30372	39372	39572	30596	●	3B	
3/4	2-1/4	5	3/4	33316	31838	31848	31898	●	3LB	
3/4	3	6	3/4	33336	31976	31986	31996	●	3ELB	
7/8	1-1/2	4	7/8	30374	39374	39574	30597	●	3B	
1	1-1/2	4	1	30376	39376	39576	30598	●	3B	
1	2-1/4	5	1	33318	31839	31849	31899	●	3LB	
1	3	6	1	33338	31977	31987	31997	●	3ELB	
*Series 3B Set				30390	39390	39590	30600	●	3B	

2 Flute Ball End Long Reach



TOLERANCES (inch)

D₁ = +0.0000/-0.0020
D₂ = h₆

59B
FRACTIONAL SERIES

- STEELS
- STAINLESS STEELS
- CAST IRON
- HIGH TEMP ALLOYS
- TITANIUM
- HARDENED STEELS
- NON-FERROUS
- PLASTICS/COMPOSITES

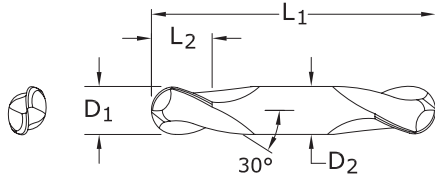
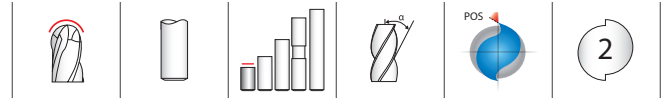
CUTTING DIAMETER D ₁	LENGTH OF CUT L ₂	OVERALL LENGTH L ₁	SHANK DIAMETER D ₂	EDP NO.			STOCK
				Ti-NAMITE (TiN)	Ti-NAMITE-C (TiCN)	Ti-NAMITE-A (AlTiN)	
1/8	3/8	2-1/2	1/4	32210	32290	32200	●
3/16	9/16	3	1/4	32211	32291	32201	●
1/4	5/8	3-1/2	1/4	32212	32292	32202	●
5/16	11/16	4	5/16	32213	32293	32203	●
3/8	7/8	4	3/8	32214	32294	32204	●
1/2	1	4-1/2	1/2	32215	32295	32205	●
5/8	1-1/8	5	5/8	32216	32296	32206	●
3/4	1-3/8	5-1/4	3/4	32217	32297	32207	●

Neck Option Available

- U.S. Stock Standard
- NOT STOCKED—
Call for Delivery

For patent information visit www.kyocera-sgstool.com/patents

FRACTIONAL 2 Flute Double End Ball End



TOLERANCES (inch)
 $D_1 = +0.0000/-0.0020$
 $D_2 = h_6$

15B
FRACTIONAL SERIES

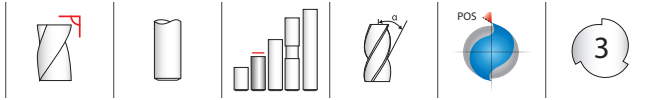
inch				EDP NO.				STOCK
CUTTING DIAMETER D_1	LENGTH OF CUT L_2	OVERALL LENGTH L_1	SHANK DIAMETER D_2	UNCOATED	Ti-NAMITE (TiN)	Ti-NAMITE-C (TiCN)	Ti-NAMITE-A (AlTiN)	
1/32	1/16	1-1/2	1/8	31502	31542	39652	31337	●
3/64	3/32	1-1/2	1/8	31504	31544	39654	31338	●
1/16	1/8	1-1/2	1/8	31506	31546	39656	31339	●
5/64	1/8	1-1/2	1/8	31508	31548	39658	31340	●
3/32	3/16	1-1/2	1/8	31510	31550	39660	31341	●
7/64	3/16	1-1/2	1/8	31512	31552	39662	31342	●
*1/8	1/4	1-1/2	1/8	31514	31554	39664	31343	●
9/64	5/16	2	3/16	31516	31556	39666	31344	●
5/32	5/16	2	3/16	31518	31558	39668	31345	●
11/64	5/16	2	3/16	31520	31560	39760	31346	●
*3/16	3/8	2	3/16	31522	31562	39672	31347	●
13/64	1/2	2-1/2	1/4	31524	31564	39674	31348	●
7/32	1/2	2-1/2	1/4	31526	31566	39676	31349	●
15/64	1/2	2-1/2	1/4	31528	31568	39678	31350	●
*1/4	1/2	2-1/2	1/4	31530	31570	39680	31351	●
9/32	1/2	2-1/2	5/16	31532	31572	39682	31352	●
*5/16	1/2	2-1/2	5/16	31534	31574	39684	31353	●
*3/8	9/16	2-1/2	3/8	31536	31576	39686	31354	●
7/16	9/16	2-3/4	7/16	31538	31578	39688	31355	●
*1/2	5/8	3	1/2	31540	31580	39690	31356	●
*Series 15B Set				31590	31582	39692	31357	●

- STEELS
- STAINLESS STEELS
- CAST IRON
- HIGH TEMP ALLOYS
- TITANIUM
- HARDENED STEELS
- NON-FERROUS
- PLASTICS/COMPOSITES

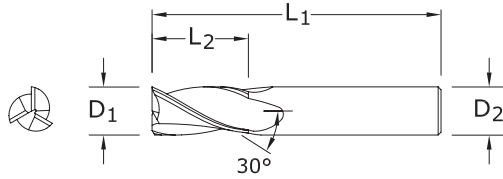
● U.S. Stock Standard
 ■ NOT STOCKED—
 Call for Delivery

For patent information
 visit www.kyocera-sgstoool.com/patents

3 Flute Square End



5 FRACTIONAL SERIES



TOLERANCES (inch)

D₁ = +0.0000/-0.0020
D₂ = h₆

- STEELS
- STAINLESS STEELS
- CAST IRON
- HIGH TEMP ALLOYS
- TITANIUM
- HARDENED STEELS
- NON-FERROUS
- PLASTICS/COMPOSITES

- U.S. Stock Standard
- NOT STOCKED—
Call for Delivery

For patent information
visit www.kyocera-sgstoool.com/patents

inch				EDP NO.				STOCK
CUTTING DIAMETER D ₁	LENGTH OF CUT L ₂	OVERALL LENGTH L ₁	SHANK DIAMETER D ₂	UNCOATED	Ti-NAMITE (TiN)	Ti-NAMITE-C (TiCN)	Ti-NAMITE-A (AlTiN)	
1/64	1/32	1-1/2	1/8	30501	39701	30771	30811	●
1/32	5/64	1-1/2	1/8	30503	39703	30772	30812	●
3/64	7/64	1-1/2	1/8	30505	39705	30773	30813	●
1/16	3/16	1-1/2	1/8	30507	39707	30774	30814	●
5/64	3/16	1-1/2	1/8	30509	39709	30775	30815	●
3/32	9/32	1-1/2	1/8	30511	39711	30776	30816	●
7/64	3/8	1-1/2	1/8	30513	39713	30777	30817	●
1/8	3/8	1-1/2	1/8	30577	39777	30809	30849	●
1/8	1/2	1-1/2	1/8	30515	39715	30778	30818	●
9/64	1/2	2	3/16	30517	39717	30779	30819	●
5/32	1/2	2	3/16	30519	39719	30780	30820	●
11/64	5/8	2	3/16	30521	39721	30781	30821	●
3/16	5/8	2	3/16	30523	39723	30782	30822	●
13/64	5/8	2-1/2	1/4	30525	39725	30783	30823	●
7/32	5/8	2-1/2	1/4	30527	39727	30784	30824	●
15/64	3/4	2-1/2	1/4	30529	39729	30785	30825	●
1/4	3/4	2-1/2	1/4	30531	39731	30786	30826	●
17/64	3/4	2-1/2	5/16	30533	39733	30787	30827	●
9/32	3/4	2-1/2	5/16	30535	39735	30788	30828	●
19/64	13/16	2-1/2	5/16	30537	39737	30789	30829	●
5/16	13/16	2-1/2	5/16	30539	39739	30790	30830	●
21/64	1	2-1/2	3/8	30541	39741	30791	30831	●
11/32	1	2-1/2	3/8	30543	39743	30792	30832	●
23/64	1	2-1/2	3/8	30545	39745	30793	30833	●
3/8	1	2-1/2	3/8	30547	39747	30794	30834	●
25/64	1	2-3/4	7/16	30549	39749	30795	30835	●
13/32	1	2-3/4	7/16	30551	39751	30796	30836	●
27/64	1	2-3/4	7/16	30553	39753	30797	30837	●
7/16	1	2-3/4	7/16	30555	39755	30798	30838	●
29/64	1	3	1/2	30557	39757	30799	30839	●
15/32	1	3	1/2	30559	39759	30800	30840	●
31/64	1	3	1/2	30561	39761	30801	30841	●
1/2	1	3	1/2	30563	39763	30802	30842	●
9/16	1-1/8	3-1/2	9/16	30565	39765	30803	30843	●
5/8	1-1/4	3-1/2	5/8	30567	39767	30804	30844	●
11/16	1-3/8	4	3/4	30569	39769	30805	30845	●
3/4	1-1/2	4	3/4	30571	39771	30806	30846	●
7/8	1-1/2	4	7/8	30573	39773	30807	30847	●
1	1-1/2	4	1	30575	39775	30808	30848	●

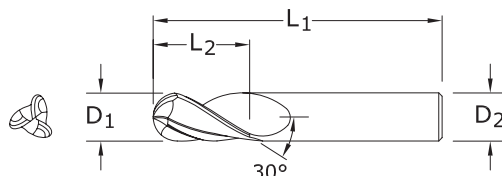
FRACTIONAL 3 Flute Ball End



TOLERANCES (inch)

$D_1 = +0.0000/-0.0020$

$D_2 = h_6$



5B

FRACTIONAL SERIES

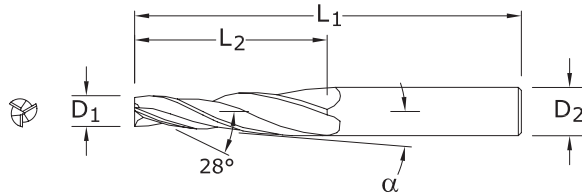
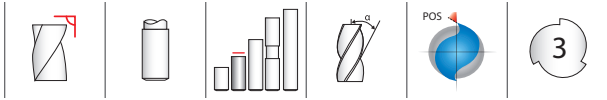
inch				EDP NO.				STOCK
CUTTING DIAMETER D_1	LENGTH OF CUT L_2	OVERALL LENGTH L_1	SHANK DIAMETER D_2	UNCOATED	Ti-NAMITE (TiN)	Ti-NAMITE-C (TiCN)	Ti-NAMITE-A (AlTiN)	
1/64	1/32	1-1/2	1/8	30502	30851	30602	31130	●
1/32	5/64	1-1/2	1/8	30504	30852	30604	31131	●
3/64	7/64	1-1/2	1/8	30506	30853	30606	31132	●
1/16	3/16	1-1/2	1/8	30508	30854	30608	31133	●
5/64	3/16	1-1/2	1/8	30510	30855	30610	31134	●
3/32	9/32	1-1/2	1/8	30512	30856	30612	31135	●
7/64	3/8	1-1/2	1/8	30514	30857	30902	31136	●
1/8	3/8	1-1/2	1/8	30578	30889	30943	31168	●
1/8	1/2	1-1/2	1/8	30516	30858	30904	31137	●
9/64	1/2	2	3/16	30518	30859	30906	31138	●
5/32	1/2	2	3/16	30520	30860	30908	31139	●
11/64	5/8	2	3/16	30522	30861	30910	31140	●
3/16	5/8	2	3/16	30524	30862	30912	31141	●
13/64	5/8	2-1/2	1/4	30526	30863	30914	31142	●
7/32	5/8	2-1/2	1/4	30528	30864	30916	31143	●
15/64	3/4	2-1/2	1/4	30530	30865	30918	31144	●
1/4	3/4	2-1/2	1/4	30532	30866	30920	31145	●
17/64	3/4	2-1/2	5/16	30534	30867	30921	31146	●
9/32	3/4	2-1/2	5/16	30536	30868	30922	31147	●
19/64	13/16	2-1/2	5/16	30538	30869	30923	31148	●
5/16	13/16	2-1/2	5/16	30540	30870	30924	31149	●
21/64	1	2-1/2	3/8	30542	30871	30925	31150	●
11/32	1	2-1/2	3/8	30544	30872	30926	31151	●
23/64	1	2-1/2	3/8	30546	30873	30927	31152	●
3/8	1	2-1/2	3/8	30548	30874	30928	31153	●
25/64	1	2-3/4	7/16	30550	30875	30929	31154	●
13/32	1	2-3/4	7/16	30552	30876	30930	31155	●
27/64	1	2-3/4	7/16	30554	30877	30931	31156	●
7/16	1	2-3/4	7/16	30556	30878	30932	31157	●
29/64	1	3	1/2	30558	30879	30933	31158	●
15/32	1	3	1/2	30560	30880	30934	31159	●
31/64	1	3	1/2	30562	30881	30935	31160	●
1/2	1	3	1/2	30564	30882	30936	31161	●
9/16	1-1/8	3-1/2	9/16	30566	30883	30937	31162	●
5/8	1-1/4	3-1/2	5/8	30568	30884	30938	31163	●
11/16	1-3/8	4	3/4	30570	30885	30939	31164	●
3/4	1-1/2	4	3/4	30572	30886	30940	31165	●
7/8	1-1/2	4	7/8	30574	30887	30941	31166	●
1	1-1/2	4	1	30576	30888	30942	31167	●
*Series 5B Set				30590	30900	30944	31169	●

- STEELS
- STAINLESS STEELS
- CAST IRON
- HIGH TEMP ALLOYS
- TITANIUM
- HARDENED STEELS
- NON-FERROUS
- PLASTICS/COMPOSITES

- U.S. Stock Standard
- NOT STOCKED—
Call for Delivery

For patent information
visit www.kyocera-sgstool.com/patents

Tapered Square End



23
FRACTIONAL SERIES

TOLERANCES (inch)

D₁ = +0.0000/-0.0020
D₂ = h₆

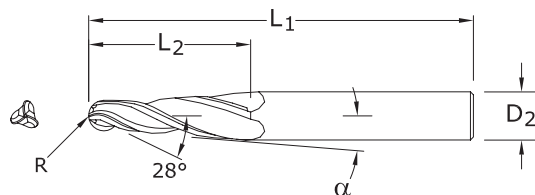
- STEELS
- STAINLESS STEELS
- CAST IRON
- HIGH TEMP ALLOYS
- TITANIUM
- HARDENED STEELS
- NON-FERROUS
- PLASTICS/COMPOSITES

- U.S. Stock Standard
- NOT STOCKED—
Call for Delivery

For patent information
visit www.kyocera-sgstool.com/patents

SHANK DIAMETER D ₂	CENTER LINE ANGLE α	SMALL DIAMETER D ₁	inch		EDP NO.				STOCK
			LENGTH OF CUT L ₂	OVERALL LENGTH L ₁	UNCOATED	Ti-NAMITE (TiN)	Ti-NAMITE-C (TiCN)	Ti-NAMITE-A (AlTiN)	
1/4	1°	1/8	1-1/2	3	32301	32370	32302	32345	●
1/4	1°30'	1/8	1-1/2	3	32303	32371	32304	32346	●
1/4	2°	1/8	1-1/4	3	32305	32372	32306	32347	●
1/4	3°	1/8	1	3	32307	32373	32308	32348	●
1/4	5°	1/8	3/4	3	32309	32374	32310	32349	●
1/4	7°	1/8	1/2	3	32311	32375	32312	32350	●
1/4	10°	3/32	1/2	3	32313	32376	32314	32351	●
3/8	1°	3/16	1-3/4	3-1/2	32315	32377	32316	32352	●
3/8	1°30'	3/16	1-3/4	3-1/2	32317	32378	32318	32353	●
3/8	2°	3/16	1-3/4	3-1/2	32319	32379	32320	32354	●
3/8	3°	5/32	1-3/4	3-1/2	32321	32380	32322	32355	●
3/8	5°	1/8	1-1/2	3-1/2	32323	32381	32324	32356	●
3/8	7°	1/8	1	3-1/2	32325	32382	32326	32357	●
3/8	10°	1/8	3/4	3-1/2	32327	32383	32328	32358	●
1/2	1°	1/4	2	4	32329	32384	32330	32359	●
1/2	2°	1/4	2	4	32333	32385	32334	32360	●
1/2	3°	1/4	2	4	32335	32386	32336	32361	●
1/2	5°	1/4	1-1/4	4	32337	32387	32388	32362	●
1/2	7°	1/4	1-1/4	4	32339	32388	32340	32363	●
1/2	10°	1/8	1	4	32341	32389	32342	32364	●

Tapered Radius End



TOLERANCES (inch)

$D_2 = h_6$
 $R = +0.0005/-0.0010$

24
FRACTIONAL SERIES

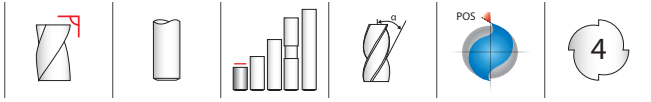
SHANK DIAMETER D_2	CENTER LINE ANGLE α	inch			EDP NO.				STOCK
		RADIUS R	LENGTH OF CUT L_2	OVERALL LENGTH L_1	UNCOATED	Ti-NAMITE (TiN)	Ti-NAMITE-C (TiCN)	Ti-NAMITE-A (AlTiN)	
1/4	1°	0.062	1-1/2	3	32402	32403	32445	32470	●
1/4	1°30'	0.062	1-1/2	3	32404	32405	32446	32471	●
1/4	2°	0.062	1-1/4	3	32406	32407	32447	32472	●
1/4	3°	0.062	1	3	32408	32409	32448	32473	●
1/4	5°	0.062	3/4	3	32410	32411	32449	32474	●
1/4	7°	0.062	1/2	3	32412	32413	32450	32475	●
1/4	10°	0.047	1/2	3	32414	32415	32451	32476	●
3/8	1°	0.093	1-3/4	3-1/2	32416	32417	32452	32477	●
3/8	1°30'	0.093	1-3/4	3-1/2	32418	32419	32453	32478	●
3/8	2°	0.093	1-3/4	3-1/2	32420	32421	32454	32479	●
3/8	3°	0.078	1-3/4	3-1/2	32422	32423	32455	32480	●
3/8	5°	0.062	1-1/2	3-1/2	32424	32425	32456	32481	●
3/8	7°	0.062	1	3-1/2	32426	32427	32457	32482	●
3/8	10°	0.062	3/4	3-1/2	32428	32429	32458	32483	●
1/2	1°	0.125	2	4	32430	32431	32459	32484	●
1/2	2°	0.125	2	4	32434	32435	32460	32485	●
1/2	3°	0.125	2	4	32436	32437	32461	32486	●
1/2	5°	0.125	1-1/4	4	32438	32439	32462	32487	●
1/2	7°	0.093	1-1/4	4	32440	32441	32463	32488	●
1/2	10°	0.062	1	4	32442	32443	32464	32489	●

- STEELS
- STAINLESS STEELS
- CAST IRON
- HIGH TEMP ALLOYS
- TITANIUM
- HARDENED STEELS
- NON-FERROUS
- PLASTICS/COMPOSITES

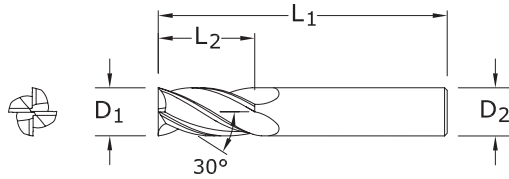
● U.S. Stock Standard
 ■ NOT STOCKED—
 Call for Delivery

For patent information
 visit www.kyocera-sgstool.com/patents

4 Flute Square End Stub



16
FRACTIONAL SERIES



TOLERANCES (inch)

$D_1 = +0.0000/-0.0020$
 $D_2 = h_6$

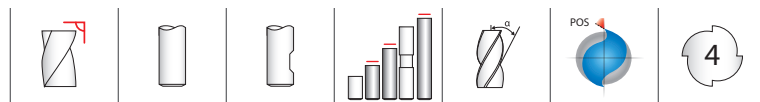
- STEELS
- STAINLESS STEELS
- CAST IRON
- HIGH TEMP ALLOYS
- TITANIUM
- HARDENED STEELS
- NON-FERROUS
- PLASTICS/COMPOSITES

CUTTING DIAMETER D_1	inch			EDP NO.				STOCK
	LENGTH OF CUT L_2	OVERALL LENGTH L_1	SHANK DIAMETER D_2	UNCOATED	Ti-NAMITE (TiN)	Ti-NAMITE-C (TiCN)	Ti-NAMITE-A (AlTiN)	
1/16	1/8	1-1/2	1/8	31601	31650	31238	31251	●
3/32	3/16	1-1/2	1/8	31603	31651	31239	31252	●
1/8	1/4	1-1/2	1/8	31605	31652	31240	31253	●
5/32	5/16	2	3/16	31607	31653	31241	31254	●
3/16	3/8	2	3/16	31609	31654	31242	31255	●
7/32	7/16	2	1/4	31611	31655	31243	31256	●
1/4	1/2	2	1/4	31613	31656	31244	31257	●
5/16	1/2	2	5/16	31615	31657	31245	31258	●
3/8	5/8	2	3/8	31617	31658	31246	31259	●
7/16	5/8	2-1/2	7/16	31619	31659	31247	31260	●
1/2	5/8	2-1/2	1/2	31621	31660	31248	31261	●
5/8	3/4	3	5/8	31623	31661	31249	31262	●
3/4	1	3	3/4	31625	31662	31250	31263	●

- U.S. Stock Standard
- NOT STOCKED—
Call for Delivery

For patent information
visit www.kyocera-sgstool.com/patents

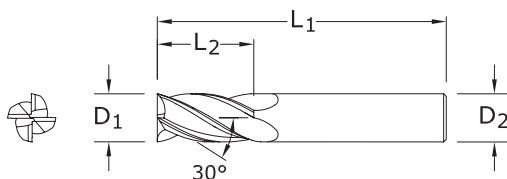
FRACTIONAL 4 Flute End Mills



TOLERANCES (inch)

$D_1 = +0.0000/-0.0020$

$D_2 = h_6$



1 · 1L · 1EL

FRACTIONAL SERIES

inch				EDP NO.							STOCK	SERIES
CUTTING DIAMETER D_1	LENGTH OF CUT L_2	OVERALL LENGTH L_1	SHANK DIAMETER D_2	UNCOATED	UNCOATED W/ FLAT	Ti-NAMITE (TiN)	Ti-NAMITE-C (TiCN)	Ti-NAMITE-A (AlTiN)	Ti-NAMITE-A (AlTiN) W/FLAT	Di-NAMITE (Diamond)		
1/64	1/32	1-1/2	1/8	30101	—	39101	39001	30191	—	—	●	1
1/32	5/64	1-1/2	1/8	30103	—	39103	39003	30192	—	—	●	1
3/64	7/64	1-1/2	1/8	30105	—	39105	39005	30193	—	—	●	1
1/16	3/16	1-1/2	1/8	30107	—	39107	39007	30194	—	91268	●	1
5/64	3/16	1-1/2	1/8	30109	—	39109	39009	30195	—	—	●	1
3/32	9/32	1-1/2	1/8	30111	—	39111	39011	30196	—	—	●	1
7/64	3/8	1-1/2	1/8	30113	—	39113	39013	30197	—	—	●	1
1/8	3/8	1-1/2	1/8	30177	—	39177	39077	30029	—	—	●	1
*1/8	1/2	1-1/2	1/8	30115	—	39115	39015	30198	—	91272	●	1
1/8	3/4	2-1/4	1/8	33141	—	31727	31737	31747	—	—	●	1L
1/8	1	3	1/8	33143	—	31860	31870	31880	—	—	●	1EL
9/64	1/2	2	3/16	30117	—	39117	39017	30199	—	—	●	1
5/32	1/2	2	3/16	30119	—	39119	39019	30000	—	—	●	1
11/64	5/8	2	3/16	30121	—	39121	39021	30001	—	—	●	1
*3/16	5/8	2	3/16	30123	—	39123	39023	30002	—	91276	●	1
3/16	3/4	2-1/2	3/16	33101	—	31728	31738	31748	—	—	●	1L
3/16	1-1/8	3	3/16	33121	—	31861	31871	31881	—	—	●	1EL
13/64	5/8	2-1/2	1/4	30125	—	39125	39025	30003	—	—	●	1
7/32	5/8	2-1/2	1/4	30127	—	39127	39027	30004	—	—	●	1
15/64	3/4	2-1/2	1/4	30129	—	39129	39029	30005	—	—	●	1
*1/4	3/4	2-1/2	1/4	30131	—	39131	39031	30006	—	91280	●	1
1/4	1-1/8	3	1/4	33103	—	31729	31739	31749	—	—	●	1L
1/4	1-1/2	4	1/4	33123	—	31862	31872	31882	—	—	●	1EL
17/64	3/4	2-1/2	5/16	30133	—	39133	39033	30007	—	—	●	1
9/32	3/4	2-1/2	5/16	30135	—	39135	39035	30008	—	—	●	1
19/64	13/16	2-1/2	5/16	30137	—	39137	39037	30009	—	—	●	1
*5/16	13/16	2-1/2	5/16	30139	—	39139	39039	30010	—	91284	●	1
5/16	1-1/8	3	5/16	33105	—	31730	31740	31763	—	—	●	1L
5/16	1-5/8	4	5/16	33125	—	31863	31873	31883	—	—	●	1EL
21/64	1	2-1/2	3/8	30141	—	39141	39041	30011	—	—	●	1

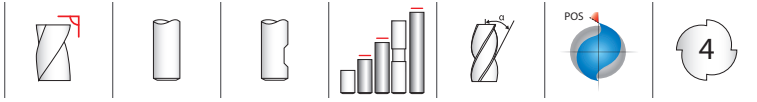
continued on next page

- STEELS
- STAINLESS STEELS
- CAST IRON
- HIGH TEMP ALLOYS
- TITANIUM
- HARDENED STEELS
- NON-FERROUS
- PLASTICS/COMPOSITES

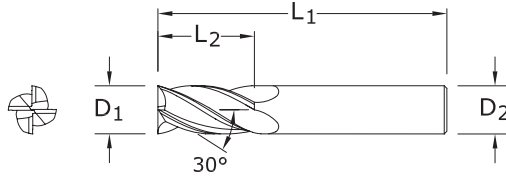
- U.S. Stock Standard
- NOT STOCKED—
Call for Delivery

For patent information
visit www.kyocera-sgstoool.com/patents

4 Flute End Mills



1·1L·1EL
FRACTIONAL SERIES



TOLERANCES (inch)

D₁ = +0.0000/-0.0020
D₂ = h₆

CONTINUED

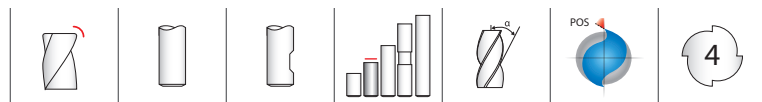
- STEELS
- STAINLESS STEELS
- CAST IRON
- HIGH TEMP ALLOYS
- TITANIUM
- HARDENED STEELS
- NON-FERROUS
- PLASTICS/COMPOSITES

- U.S. Stock Standard
- NOT STOCKED—
Call for Delivery

For patent information
visit www.kyocera-sgstoool.com/patents

CUTTING DIAMETER D ₁	LENGTH OF CUT L ₂	OVERALL LENGTH L ₁	SHANK DIAMETER D ₂	EDP NO.								STOCK	SERIES
				UNCOATED	UNCOATED W/ FLAT	Ti-NAMITE (TiN)	Ti-NAMITE-C (TiCN)	Ti-NAMITE-A (AlTiN)	Ti-NAMITE-A (AlTiN) W/FLAT	Di-NAMITE (Diamond)			
11/32	1	2-1/2	3/8	30143	—	39143	39043	30012	—	—	●	1	
23/64	1	2-1/2	3/8	30145	—	39145	39045	30013	—	—	●	1	
*3/8	1	2-1/2	3/8	30147	30179	39147	39047	30014	30379	91288	●	1	
3/8	1-1/8	3	3/8	33107	—	31731	31741	31764	—	—	●	1L	
3/8	1-3/4	4	3/8	33127	—	31864	31874	31884	—	—	●	1EL	
25/64	1	2-3/4	7/16	30149	—	39149	39049	30015	—	—	●	1	
13/32	1	2-3/4	7/16	30151	—	39151	39051	30016	—	—	●	1	
27/64	1	2-3/4	7/16	30153	—	39153	39053	30017	—	—	●	1	
7/16	1	2-3/4	7/16	30155	—	39155	39055	30018	—	—	●	1	
7/16	2	4-1/2	7/16	33109	—	31732	31742	31765	—	—	●	1L	
7/16	3	6	7/16	33129	—	31865	31875	31885	—	—	●	1EL	
29/64	1	3	1/2	30157	—	39157	39057	30019	—	—	●	1	
15/32	1	3	1/2	30159	—	39159	39059	30020	—	—	●	1	
31/64	1	3	1/2	30161	—	39161	39061	30021	—	—	●	1	
*1/2	1	3	1/2	30163	30180	39163	39063	30022	30380	91292	●	1	
1/2	2	4-1/2	1/2	33111	—	31733	31743	31766	—	—	●	1L	
1/2	3	6	1/2	33131	—	31866	31876	31886	—	—	●	1EL	
9/16	1-1/8	3-1/2	9/16	30165	—	39165	39065	30023	—	—	●	1	
5/8	1-1/4	3-1/2	5/8	30167	30181	39167	39067	30024	30381	—	●	1	
5/8	2-1/4	5	5/8	33113	—	31734	31744	31767	—	—	●	1L	
5/8	3	6	5/8	33133	—	31867	31877	31887	—	—	●	1EL	
11/16	1-3/8	4	3/4	30169	—	39169	39069	30025	—	—	●	1	
3/4	1-1/2	4	3/4	30171	30182	39171	39071	30026	30382	—	●	1	
3/4	2-1/4	5	3/4	33115	—	31735	31745	31768	—	—	●	1L	
3/4	3	6	3/4	33135	—	31868	31878	31888	—	—	●	1EL	
7/8	1-1/2	4	7/8	30173	—	39173	39073	30027	—	—	●	1	
1	1-1/2	4	1	30175	30183	39175	39075	30028	30383	—	●	1	
1	2-1/4	5	1	33117	—	31736	31746	31769	—	—	●	1L	
1	3	6	1	33137	—	31869	31879	31889	—	—	●	1EL	
*Series 1 Set				30189	—	39189	39089	30030	—	—	●	1	

FRACTIONAL 4 Flute Corner Radius

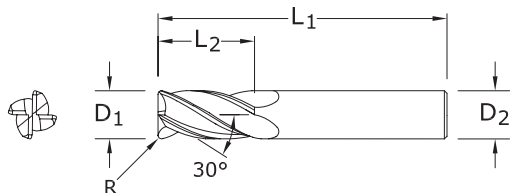


TOLERANCES (inch)

$D_1 = -0.0010/-0.0020$

$D_2 = h_6$

$R = +0.0000/-0.0020$



1CR
FRACTIONAL SERIES

CUTTING DIAMETER D_1	LENGTH OF CUT L_2	OVERALL LENGTH L_1	SHANK DIA. D_2	CORNER RADIUS R	EDP NO.				STOCK
					UNCOATED	Ti-NAMITE (TiN)	Ti-NAMITE-C (TiCN)	Ti-NAMITE-A (AlTiN)	
1/8*	1/2	1-1/2	1/8	.015	38001	38002	38115	38157	●
1/8*	1/2	1-1/2	1/8	.020	38003	38004	38116	38158	●
3/16*	5/8	2	3/16	.015	38009	38010	38117	38159	●
3/16*	5/8	2	3/16	.020	38011	38012	38118	38160	●
3/16*	5/8	2	3/16	.030	38013	38014	38119	38161	●
1/4*	3/4	2-1/2	1/4	.015	38019	38020	38120	38162	●
1/4*	3/4	2-1/2	1/4	.020	38021	38022	38121	38163	●
1/4*	3/4	2-1/2	1/4	.030	38023	38024	38122	38164	●
1/4*	3/4	2-1/2	1/4	.045	38025	38026	38123	38165	●
5/16*	13/16	2-1/2	5/16	.015	38031	38032	38124	38166	●
5/16*	13/16	2-1/2	5/16	.020	38033	38034	38125	38167	●
5/16*	13/16	2-1/2	5/16	.030	38035	38036	38126	38168	●
5/16*	13/16	2-1/2	5/16	.045	38037	38038	38127	38169	●
3/8	1	2-1/2	3/8	.015	38045	38046	38128	38170	●
3/8	1	2-1/2	3/8	.020	38047	38048	38129	38171	●
3/8	1	2-1/2	3/8	.030	38049	38050	38130	38172	●
3/8	1	2-1/2	3/8	.045	38051	38052	38131	38173	●
1/2	1	3	1/2	.015	38059	38060	38132	38174	●
1/2	1	3	1/2	.020	38061	38062	38133	38175	●
1/2	1	3	1/2	.030	38063	38064	38134	38176	●
1/2	1	3	1/2	.045	38065	38066	38135	38177	●
1/2	1	3	1/2	.060	38067	38068	38136	38178	●
5/8	1-1/4	3-1/2	5/8	.015	38073	38074	38137	38179	●
5/8	1-1/4	3-1/2	5/8	.020	38075	38076	38138	38180	●
5/8	1-1/4	3-1/2	5/8	.030	38077	38078	38139	38181	●
5/8	1-1/4	3-1/2	5/8	.045	38079	38080	38140	38182	●
5/8	1-1/4	3-1/2	5/8	.060	38081	38082	38141	38183	●
5/8	1-1/4	3-1/2	5/8	.090	38083	38084	38142	38184	●
3/4	1-1/2	4	3/4	.015	38087	38088	38143	38185	●
3/4	1-1/2	4	3/4	.020	38089	38090	38144	38186	●

- STEELS
- STAINLESS STEELS
- CAST IRON
- HIGH TEMP ALLOYS
- TITANIUM
- HARDENED STEELS
- NON-FERROUS
- PLASTICS/COMPOSITES

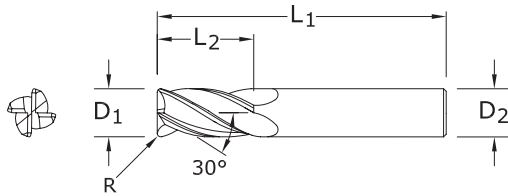
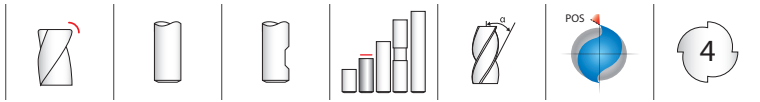
- U.S. Stock Standard
- NOT STOCKED—
Call for Delivery

For patent information
visit www.kyocera-sgstoool.com/patents

*Without Flat

continued on next page

4 Flute Corner Radius



TOLERANCES (inch)

$D_1 = -0.0010/-0.0020$

$D_2 = h_6$

$R = +0.0000/-0.0020$

1CR
FRACTIONAL SERIES

CONTINUED

- STEELS
- STAINLESS STEELS
- CAST IRON
- HIGH TEMP ALLOYS
- TITANIUM
- HARDENED STEELS
- NON-FERROUS
- PLASTICS/COMPOSITES

- U.S. Stock Standard
- NOT STOCKED—
Call for Delivery

For patent information
visit www.kyocera-sgstool.com/patents

CUTTING DIAMETER D_1	LENGTH OF CUT L_2	OVERALL LENGTH L_1	SHANK DIA. D_2	CORNER RADIUS R	EDP NO.				STOCK
					UNCOATED	Ti-NAMITE (TiN)	Ti-NAMITE-C (TiCN)	Ti-NAMITE-A (AlTiN)	
3/4	1-1/2	4	3/4	.030	38091	38092	38145	38187	●
3/4	1-1/2	4	3/4	.045	38093	38094	38146	38188	●
3/4	1-1/2	4	3/4	.060	38095	38096	38147	38189	●
3/4	1-1/2	4	3/4	.090	38097	38098	38148	38190	●
3/4	1-1/2	4	3/4	.125	38099	38100	38149	38191	●
1	1-1/2	4	1	.015	38101	38102	38150	38192	●
1	1-1/2	4	1	.020	38103	38104	38151	38193	●
1	1-1/2	4	1	.030	38105	38106	38152	38194	●
1	1-1/2	4	1	.045	38107	38108	38153	38195	●
1	1-1/2	4	1	.060	38109	38110	38154	38196	●
1	1-1/2	4	1	.090	38111	38112	38155	38197	●
1	1-1/2	4	1	.125	38113	38114	38156	38198	●

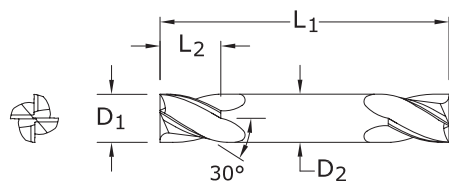
4 Flute Double End Mills



TOLERANCES (inch)

D₁ = +0.0000/-0.0020

D₂ = h₆



14
FRACTIONAL SERIES

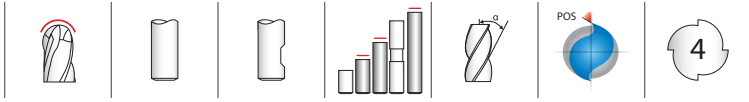
inch				EDP NO.				STOCK
CUTTING DIAMETER D ₁	LENGTH OF CUT L ₂	OVERALL LENGTH L ₁	SHANK DIAMETER D ₂	UNCOATED	Ti-NAMITE (TiN)	Ti-NAMITE-C (TiCN)	Ti-NAMITE-A (AlTiN)	
1/32	1/16	1-1/2	1/8	31401	31441	39601	31170	●
3/64	3/32	1-1/2	1/8	31403	31443	39603	31171	●
1/16	1/8	1-1/2	1/8	31405	31445	39605	31172	●
5/64	1/8	1-1/2	1/8	31407	31447	39607	31173	●
3/32	3/16	1-1/2	1/8	31409	31449	39609	31174	●
7/64	3/16	1-1/2	1/8	31411	31451	39611	31175	●
*1/8	1/4	1-1/2	1/8	31413	31453	39613	31176	●
9/64	5/16	2	3/16	31415	31455	39615	31177	●
5/32	5/16	2	3/16	31417	31457	39617	31178	●
11/64	5/16	2	3/16	31419	31459	39619	31179	●
*3/16	3/8	2	3/16	31421	31461	39621	31180	●
13/64	1/2	2-1/2	1/4	31423	31463	39623	31181	●
7/32	1/2	2-1/2	1/4	31425	31465	39625	31182	●
15/64	1/2	2-1/2	1/4	31427	31467	39627	31183	●
*1/4	1/2	2-1/2	1/4	31429	31469	39629	31184	●
9/32	1/2	2-1/2	5/16	31431	31471	39631	31185	●
*5/16	1/2	2-1/2	5/16	31433	31473	39633	31186	●
*3/8	9/16	2-1/2	3/8	31435	31475	39635	31187	●
7/16	9/16	2-3/4	7/16	31437	31477	39637	31188	●
*1/2	5/8	3	1/2	31439	31479	39639	31189	●
*Series 14 Set				31489	31481	39641	31190	●

- STEELS
- STAINLESS STEELS
- CAST IRON
- HIGH TEMP ALLOYS
- TITANIUM
- HARDENED STEELS
- NON-FERROUS
- PLASTICS/COMPOSITES

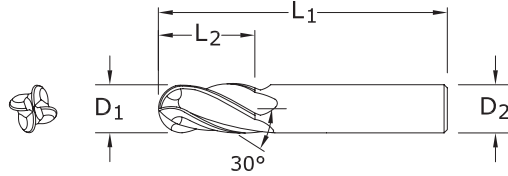
● U.S. Stock Standard
 ■ NOT STOCKED—
 Call for Delivery

For patent information
 visit www.kyocera-sgstoool.com/patents

4 Flute Ball End



1B•1LB•1ELB
FRACTIONAL SERIES



TOLERANCES (inch)

D₁ = +0.0000/-0.0020

D₂ = h₆

- STEELS
- STAINLESS STEELS
- CAST IRON
- HIGH TEMP ALLOYS
- TITANIUM
- HARDENED STEELS
- NON-FERROUS
- PLASTICS/COMPOSITES

- U.S. Stock Standard
- NOT STOCKED—
Call for Delivery

For patent information
visit www.kyocera-sgstoool.com/patents

inch				EDP NO.							STOCK	SERIES
CUTTING DIA. D ₁	LENGTH OF CUT L ₂	OVERALL LENGTH L ₁	SHANK DIA. D ₂	UNCOATED	UNCOATED W/FLAT	Ti-NAMITE (TiN)	Ti-NAMITE-C (TiCN)	Ti-NAMITE-A (AlTiN)	Ti-NAMITE-A (AlTiN) W/FLAT	Di-NAMITE (Diamond)		
1/64	1/32	1-1/2	1/8	30102	—	39102	39002	30031	—	—	●	1B
1/32	5/64	1-1/2	1/8	30104	—	39104	39004	30032	—	—	●	1B
3/64	7/64	1-1/2	1/8	30106	—	39106	39006	30033	—	—	●	1B
1/16	3/16	1-1/2	1/8	30108	—	39108	39008	30034	—	91269	●	1B
5/64	3/16	1-1/2	1/8	30110	—	39110	39010	30035	—	—	●	1B
3/32	9/32	1-1/2	1/8	30112	—	39112	39012	30036	—	—	●	1B
7/64	3/8	1-1/2	1/8	30114	—	39114	39014	30037	—	—	●	1B
*1/8	3/8	1-1/2	1/8	30069	—	39178	39078	—	—	—	●	1B
1/8	1/2	1-1/2	1/8	30116	—	39116	39016	30038	—	91273	●	1B
1/8	3/4	2-1/4	1/8	33142	—	31770	31780	31790	—	—	●	1LB
1/8	1	3	1/8	33144	—	31900	31918	31928	—	—	●	1ELB
9/64	1/2	2	3/16	30118	—	39118	39018	30039	—	—	●	1B
5/32	1/2	2	3/16	30120	—	39120	39020	30040	—	—	●	1B
11/64	5/8	2	3/16	30122	—	39122	39022	30041	—	—	●	1B
*3/16	5/8	2	3/16	30124	—	39124	39024	30042	—	—	●	1B
3/16	3/4	2-1/2	3/16	33102	—	31771	31781	31791	—	91277	●	1LB
3/16	1-1/8	3	3/16	33122	—	31902	31919	31929	—	—	●	1ELB
13/64	5/8	2-1/2	1/4	30126	—	39126	39026	30043	—	—	●	1B
7/32	5/8	2-1/2	1/4	30128	—	39128	39028	30044	—	—	●	1B
15/64	3/4	2-1/2	1/4	30130	—	39130	39030	30045	—	—	●	1B
*1/4	3/4	2-1/2	1/4	30132	—	39132	39032	30046	—	91281	●	1B
1/4	1-1/8	3	1/4	33104	—	31772	31782	31792	—	—	●	1LB
1/4	1-1/2	4	1/4	33124	—	31904	31920	31930	—	—	●	1ELB
17/64	3/4	2-1/2	5/16	30134	—	39134	39034	30047	—	—	●	1B
9/32	3/4	2-1/2	5/16	30136	—	39136	39036	30048	—	—	●	1B
19/64	13/16	2-1/2	5/16	30138	—	39138	39038	30049	—	—	●	1B
*5/16	13/16	2-1/2	5/16	30140	—	39140	39040	30050	—	91285	●	1B
5/16	1-1/8	3	5/16	33106	—	31773	31783	31793	—	—	●	1LB
5/16	1-5/8	4	5/16	33126	—	31906	31921	31931	—	—	●	1ELB
21/64	1	2-1/2	3/8	30142	—	39142	39042	30051	—	—	●	1B
11/32	1	2-1/2	3/8	30144	—	39144	39044	30052	—	—	●	1B
23/64	1	2-1/2	3/8	30146	—	39146	39046	30053	—	—	●	1B

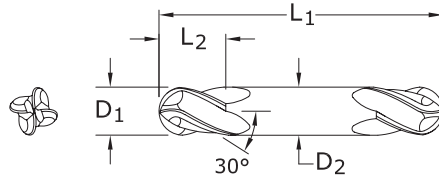
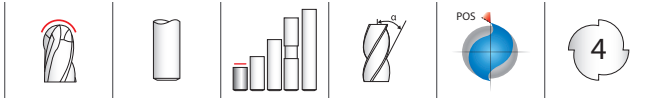
continued on next page

1B•1LB•1ELB
FRACTIONAL SERIES

inch				EDP NO.							STOCK	SERIES
CUTTING DIA. D ₁	LENGTH OF CUT L ₂	OVERALL LENGTH L ₁	SHANK DIA. D ₂	UNCOATED	UNCOATED W/FLAT	Ti-NAMITE (TiN)	Ti-NAMITE-C (TiCN)	Ti-NAMITE-A (AlTiN)	Ti-NAMITE-A (AlTiN) W/FLAT	Di-NAMITE (Diamond)		
*3/8	1	2-1/2	3/8	30148	30184	39148	39048	30054	30384	91289	●	1B
3/8	1-1/8	3	3/8	33108	—	31774	31784	31794	—	—	●	1LB
3/8	1-3/4	4	3/8	33128	—	31908	31922	31932	—	—	●	1ELB
25/64	1	2-3/4	7/16	30150	—	39150	39050	30055	—	—	●	1B
13/32	1	2-3/4	7/16	30152	—	39152	39052	30056	—	—	●	1B
27/64	1	2-3/4	7/16	30154	—	39154	39054	30057	—	—	●	1B
7/16	1	2-3/4	7/16	30156	—	39156	39056	30058	—	—	●	1B
7/16	2	4-1/2	7/16	33110	—	31775	31785	31795	—	—	●	1LB
7/16	3	6	7/16	33130	—	31910	31923	31933	—	—	●	1ELB
29/64	1	3	1/2	30158	—	39158	39058	30059	—	—	●	1B
15/32	1	3	1/2	30160	—	39160	39060	30060	—	—	●	1B
31/64	1	3	1/2	30162	—	39162	39062	30061	—	—	●	1B
*1/2	1	3	1/2	30164	30185	39164	39064	30062	30385	91293	●	1B
1/2	2	4-1/2	1/2	33112	—	31776	31786	31796	—	—	●	1LB
1/2	3	6	1/2	33132	—	31912	31924	31934	—	—	●	1ELB
9/16	1-1/8	3-1/2	9/16	30166	—	39166	39066	30063	—	—	●	1B
5/8	1-1/4	3-1/2	5/8	30168	30186	39168	39068	30064	30386	—	●	1B
5/8	2-1/4	5	5/8	33114	—	31777	31787	31797	—	—	●	1LB
5/8	3	6	5/8	33134	—	31914	31925	31935	—	—	●	1ELB
11/16	1-3/8	4	3/4	30170	—	39170	39070	30065	—	—	●	1B
3/4	1-1/2	4	3/4	30172	30187	39172	39072	30066	30387	—	●	1B
3/4	2-1/4	5	3/4	33116	—	31778	31788	31798	—	—	●	1LB
3/4	3	6	3/4	33136	—	31916	31926	31936	—	—	●	1ELB
7/8	1-1/2	4	7/8	30174	—	39174	39074	30067	—	—	●	1B
1	1-1/2	4	1	30176	30188	39176	39076	30068	30388	—	●	1B
1	2-1/4	5	1	33118	—	31779	31789	31799	—	—	●	1LB
1	3	6	1	33138	—	31917	31927	31937	—	—	●	1ELB
*Series 1B Set				30190	—	39190	39090	30070	—	—	●	1B

CONTINUED

4 Flute Double End Ball End



TOLERANCES (inch)

D₁ = +0.0000/-0.0020
D₂ = h₆

14B

FRACTIONAL SERIES

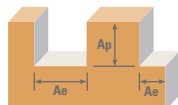
- STEELS
- STAINLESS STEELS
- CAST IRON
- HIGH TEMP ALLOYS
- TITANIUM
- HARDENED STEELS
- NON-FERROUS
- PLASTICS/COMPOSITES







- U.S. Stock Standard
- NOT STOCKED—
Call for Delivery

For patent information
visit www.kyocera-sgstool.com/patents

inch				EDP NO.				STOCK
CUTTING DIAMETER D ₁	LENGTH OF CUT L ₂	OVERALL LENGTH L ₁	SHANK DIAMETER D ₂	UNCOATED	Ti-NAMITE (TiN)	Ti-NAMITE-C (TiCN)	Ti-NAMITE-A (AlTiN)	
1/32	1/16	1-1/2	1/8	31402	31442	39602	31218	●
3/64	3/32	1-1/2	1/8	31404	31444	39604	31219	●
1/16	1/8	1-1/2	1/8	31406	31446	39606	31220	●
5/64	1/8	1-1/2	1/8	31408	31448	39608	31221	●
3/32	3/16	1-1/2	1/8	31410	31450	39610	31222	●
7/64	3/16	1-1/2	1/8	31412	31452	39612	31223	●
*1/8	1/4	1-1/2	1/8	31414	31454	39614	31224	●
9/64	5/16	2	3/16	31416	31456	39616	31225	●
5/32	5/16	2	3/16	31418	31458	39618	31226	●
11/64	5/16	2	3/16	31420	31460	39620	31227	●
*3/16	3/8	2	3/16	31422	31462	39622	31228	●
13/64	1/2	2-1/2	1/4	31424	31464	39624	31229	●
7/32	1/2	2-1/2	1/4	31426	31466	39626	31230	●
15/64	1/2	2-1/2	1/4	31428	31468	39628	31231	●
*1/4	1/2	2-1/2	1/4	31430	31470	39630	31232	●
9/32	1/2	2-1/2	5/16	31432	31472	39632	31233	●
*5/16	1/2	2-1/2	5/16	31434	31474	39634	31234	●
*3/8	9/16	2-1/2	3/8	31436	31476	39636	31235	●
7/16	9/16	2-3/4	7/16	31438	31478	39638	31236	●
*1/2	5/8	3	1/2	31440	31480	39640	31237	●
*Series 14B Set				31490	31482	39642	31217	●

2 Flute: Square & Ball End 4 Flute: Square & Ball End



Diamond 1, 1B, 3, 3B Fractional	Ae x D ₁	Ap x D ₁	Vc (sfm)	Diameter (D ₁) (inch)								
				1/8	1/4	5/16	3/8	1/2				
GRAPHITE Ultrafine, Superfine	Profile  ≤ 0.25	≤ 1.5	720	RPM	22003	11002	8801	7334	5501			
			(576-864)	Fz	0.0009	0.0023	0.0036	0.0043	0.0058			
				Feed 2 flutes (ipm)	38.3	50.6	63.4	63.1	63.8			
				Feed 3 flutes (ipm)	76.6	101.2	126.7	126.2	127.6			
			Slot  ≤ 1	≤ 1	580	RPM	17725	8862	7090	5908	4431	
					(464-696)	Fz	0.0075	0.0020	0.0031	0.0038	0.0050	
	Feed 2 flutes (ipm)	265.9				35.4	44.0	44.9	44.3			
	Feed 3 flutes (ipm)	531.7				70.9	87.9	89.8	88.6			
	COMPOSITES FRP, CFRP, GRP	Profile  ≤ 0.25			≤ 1.5	385	RPM	11766	5883	4706	3922	2941
						(308-462)	Fz	0.0005	0.0014	0.0022	0.0026	0.0035
			Feed 2 flutes (ipm)	12.2			16.5	20.7	20.4	20.6		
			Feed 3 flutes (ipm)	24.5			32.9	41.4	40.8	41.2		
Slot  ≤ 1			≤ 1	350		RPM	10696	5348	4278	3565	2674	
				(280-420)		Fz	0.0005	0.0012	0.0019	0.0023	0.0030	
		Feed 2 flutes (ipm)			9.6	12.8	16.3	16.4	16.0			
		Feed 3 flutes (ipm)			19.3	25.7	32.5	32.8	32.1			
		PLASTICS Polycarbonate, PVC, Polypropylene		Profile  ≤ 0.25	≤ 1.5	1200	RPM	36672	18336	14669	12224	9168
						(960-1440)	Fz	0.0009	0.0023	0.0036	0.0043	0.0058
Feed 2 flutes (ipm)			63.8				84.3	105.6	105.1	106.3		
Feed 3 flutes (ipm)			127.6				168.7	211.2	210.3	212.7		
Slot  ≤ 1	≤ 1		960			RPM	29338	14669	11735	9779	7334	
			(768-1152)			Fz	0.0008	0.0020	0.0031	0.0038	0.0050	
				Feed 2 flutes (ipm)	44.0	58.7	72.8	74.3	73.3			
				Feed 3 flutes (ipm)	88.0	117.4	145.5	148.6	146.7			

rpm = (Vc x 3.82) / D₁
 ipm = Fz x number of flutes x rpm
 finish cuts typically require reduced feed and cut depths (.02 x D maximum)
 refer to the SGS Tool Wizard for complete technical information (www.kyocera-sgstool.com)

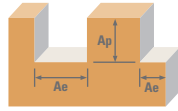
FRACTIONAL

2 Flute: Square, Double, Stub, Long, Ball, Corner Radius

3 Flute: Square, Ball, Tapered

4 Flute: Square, Double, Stub, Ball, Corner Radius

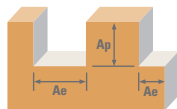
Tapered: Square, Radius



Series	Hardness	Flutes	Ae x D ₁	Ap x D ₁	Vc (sfm)	Diameter (D ₁) (inch)									
						1/64	1/32	1/16	1/8	1/4	3/8	1/2	3/4	1	
CARBON STEELS 1018, 1040, 1080, 1090, 10L50, 1140, 1212, 12L15, 1525, 1536	≤ 175 Bhn or ≤ 7 HRc	Profile	2 ≤ 0.50 ≤ 1.5 3 ≤ 0.25 ≤ 1.5 4 ≤ 0.25 ≤ 1.5	(368-552)	460 RPM	112461	56230	28115	14058	7029	4686	3514	2343	1757	
					Fz	0.00003	0.00006	0.00013	0.0003	0.0008	0.0015	0.0020	0.0024	0.0028	
					Feed (ipm)	6.7	6.7	7.3	8.4	11.2	14.1	14.1	11.2	9.8	
		Slot	2 1 ≤ 1 3 1 ≤ 0.5 4 1 ≤ 0.4	(268-402)	335 RPM	81901	40950	20475	10238	5119	3413	2559	1706	1280	
					Fz	0.00003	0.00006	0.00013	0.0003	0.0008	0.0015	0.0020	0.0024	0.0028	
					Feed (ipm)	4.9	4.9	5.3	6.1	8.2	10.2	10.2	8.2	7.2	
	ALLOY STEELS 4140, 4150, 4320, 5120, 5150, 8630, 86L20, 50100	≤ 275 Bhn or ≤ 28 HRc	Profile	2 ≤ 0.50 ≤ 1.5 3 ≤ 0.25 ≤ 1.5 4 ≤ 0.25 ≤ 1.5	(268-402)	335 RPM	81901	40950	20475	10238	5119	3413	2559	1706	1280
						Fz	0.00002	0.00005	0.00009	0.0002	0.0006	0.0011	0.0015	0.0018	0.0021
						Feed (ipm)	3.3	4.1	3.7	4.1	6.1	7.5	7.7	6.1	5.4
			Slot	2 1 ≤ 1 3 1 ≤ 0.5 4 1 ≤ 0.4	(196-294)	245 RPM	59898	29949	14974	7487	3744	2496	1872	1248	936
						Fz	0.00002	0.00005	0.00009	0.0002	0.0006	0.0011	0.0015	0.0018	0.0021
						Feed (ipm)	2.4	3.0	2.7	3.0	4.5	5.5	5.6	4.5	3.9
TOOL STEELS A2, D2, H13, L2, M2, P20, S7, T15, W2		≤ 250 Bhn or ≤ 24 HRc	Profile	2 ≤ 0.50 ≤ 1.5 3 ≤ 0.25 ≤ 1.5 4 ≤ 0.25 ≤ 1.5	(252-378)	315 RPM	77011	38506	19253	9626	4813	3209	2407	1604	1203
						Fz	0.00002	0.00005	0.00009	0.0002	0.0006	0.0011	0.0015	0.0018	0.0021
						Feed (ipm)	3.1	3.9	3.5	3.9	5.8	7.1	7.2	5.8	5.1
			Slot	2 1 ≤ 1 3 1 ≤ 0.5 4 1 ≤ 0.4	(184-276)	230 RPM	56230	28115	14058	7029	3514	2343	1757	1171	879
						Fz	0.00002	0.00005	0.00009	0.0002	0.0006	0.0011	0.0015	0.0018	0.0021
						Feed (ipm)	2.2	2.8	2.5	2.8	4.2	5.2	5.3	4.2	3.7
	CAST IRONS Gray, Malleable, Ductile	≤ 220 Bhn or ≤ 19 HRc	Profile	2 ≤ 0.50 ≤ 1.5 3 ≤ 0.25 ≤ 1.5 4 ≤ 0.25 ≤ 1.5	(268-402)	335 RPM	81901	40950	20475	10238	5119	3413	2559	1706	1280
						Fz	0.00003	0.00006	0.00013	0.0003	0.0008	0.0015	0.0020	0.0024	0.0028
						Feed (ipm)	4.9	4.9	5.3	6.1	8.2	10.2	10.2	8.2	7.2
			Slot	2 1 ≤ 1 3 1 ≤ 0.5 4 1 ≤ 0.4	(196-294)	245 RPM	59898	29949	14974	7487	3744	2496	1872	1248	936
						Fz	0.00003	0.00006	0.00013	0.0003	0.0008	0.0015	0.0020	0.0024	0.0028
						Feed (ipm)	3.6	3.6	3.9	4.5	6.0	7.5	7.5	6.0	5.2
STAINLESS STEELS (FREE MACHINING) 303, 416, 420F, 430F, 440F		≤ 275 Bhn or ≤ 28 HRc	Profile	2 ≤ 0.50 ≤ 1.5 3 ≤ 0.25 ≤ 1.5 4 ≤ 0.25 ≤ 1.5	(296-444)	370 RPM	90458	45229	22614	11307	5654	3769	2827	1885	1413
						Fz	0.00002	0.00005	0.00009	0.0002	0.0006	0.0011	0.0015	0.0018	0.0021
						Feed (ipm)	3.6	4.5	4.1	4.5	6.8	8.3	8.5	6.8	5.9
			Slot	2 1 ≤ 1 3 1 ≤ 0.5 4 1 ≤ 0.4	(216-324)	270 RPM	66010	33005	16502	8251	4126	2750	2063	1375	1031
						Fz	0.00002	0.00005	0.00009	0.0002	0.0006	0.0011	0.0015	0.0018	0.0021
						Feed (ipm)	2.6	3.3	3.0	3.3	5.0	6.1	6.2	5.0	4.3
	STAINLESS STEELS (DIFFICULT) 304, 304L, 316, 316L, 17-4 PH, 15-5, 13-4, Custom 450	≤ 275 Bhn or ≤ 28 HRc	Profile	2 ≤ 0.50 ≤ 1.5 3 ≤ 0.25 ≤ 1.5 4 ≤ 0.25 ≤ 1.5	(204-306)	255 RPM	62342	31171	15586	7793	3896	2598	1948	1299	974
						Fz	0.00002	0.00004	0.00008	0.0002	0.0005	0.0009	0.0012	0.0014	0.0017
						Feed (ipm)	2.5	2.5	2.5	2.6	3.9	4.7	4.7	3.6	3.3
			Slot	2 1 ≤ 1 3 1 ≤ 0.5 4 1 ≤ 0.4	(148-222)	185 RPM	45229	22614	11307	5654	2827	1885	1413	942	707
						Fz	0.00002	0.00004	0.00008	0.0002	0.0005	0.0009	0.0012	0.0014	0.0017
						Feed (ipm)	1.8	1.8	1.8	1.9	2.8	3.4	3.4	2.6	2.4

continued on next page

2 Flute: Square, Double, Stub, Long, Ball, Corner Radius
 3 Flute: Square, Ball, Tapered
 4 Flute: Square, Double, Stub, Ball, Corner Radius
 Tapered: Square, Radius



Series
 1, 3, 5, 14, 15, 16,
 17, 23, 24, 59
 Fractional

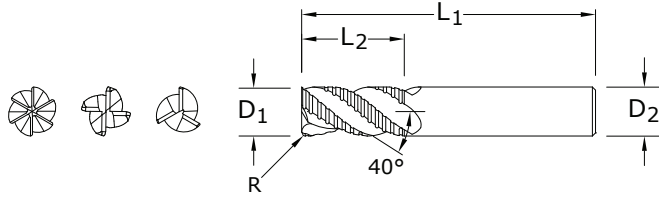
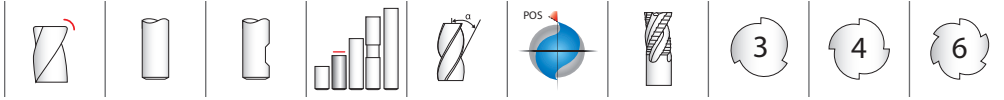
Diameter (D₁)
 (inch)

Material	Hardness	Flutes	Ae x D ₁	Ap x D ₁	Vc (sfm)	Diameter (D ₁) (inch)											
						1/64	1/32	1/16	1/8	1/4	3/8	1/2	3/4	1			
S SUPER ALLOYS (NICKEL, COBALT, IRON BASE) Inconel 601, 617, 625, 718, Incoloy 800, Monel 400, Rene, Waspalloy	≤ 300 Bhn or ≤ 32 HRc	Profile	2 ≤ 0.50 ≤ 1.5	3 ≤ 0.25 ≤ 1.5	65	RPM	15891	7946	3973	1986	993	662	497	331	248		
						Fz	0.00002	0.00003	0.00006	0.0002	0.0004	0.0008	0.0010	0.0012	0.0014		
						Feed (ipm)	0.6	0.5	0.5	0.7	0.7	1.1	1.0	0.8	0.7		
		Slot	2 1 ≤ 1	3 1 ≤ 0.5	4 1 ≤ 0.4	45	RPM	11002	5501	2750	1375	688	458	344	229	172	
							Fz	0.00002	0.00003	0.00006	0.0002	0.0004	0.0008	0.0010	0.0012	0.0014	
							Feed (ipm)	0.4	0.3	0.3	0.5	0.5	0.7	1.1	1.0	0.8	0.7
	TITANIUM ALLOYS Ti6Al4V, Ti6Al2Sn4Zr2Mo, Ti4Al4Mo2Sn0.5Si, Ti10Al2Fe3Al, Ti5Al53Mo3Cr, Ti7Al4Mo, Ti3Al8V6Cr4Zr4Mo, Ti6Al6V6Sn, Ti152Cr3Sn3Al	≤ 350 Bhn or ≤ 38 HRc	Profile	2 ≤ 0.50 ≤ 1.5	3 ≤ 0.25 ≤ 1.5	180	RPM	44006	22003	11002	5501	2750	1834	1375	917	688	
							Fz	0.00002	0.00004	0.00008	0.0002	0.0005	0.0009	0.0012	0.0014	0.0017	
							Feed (ipm)	1.8	1.8	1.8	2.2	2.8	3.3	3.3	2.6	2.3	
			Slot	2 1 ≤ 1	3 1 ≤ 0.5	4 1 ≤ 0.4	130	RPM	31782	15891	7946	3973	1986	1324	993	662	497
								Fz	0.00002	0.00004	0.00008	0.0002	0.0005	0.0009	0.0012	0.0014	0.0017
								Feed (ipm)	1.3	1.3	1.3	1.6	2.0	2.4	2.4	1.9	1.7
N ALUMINUM ALLOYS 2017, 2024, 356, 6061, 7075	≤ 150 Bhn or ≤ 7 HRc	Profile	2 ≤ 0.50 ≤ 1.5	3 ≤ 0.25 ≤ 1.5	880	RPM	215142	107571	53786	26893	13446	8964	6723	4482	3362		
						Fz	0.00006	0.00013	0.00025	0.0006	0.0016	0.0030	0.0040	0.0048	0.0056		
						Feed (ipm)	25.8	28.0	26.9	32.3	43.0	53.8	53.8	43.0	37.6		
		Slot	2 1 ≤ 1	3 1 ≤ 0.5	640	RPM	156467	78234	39117	19558	9779	6519	4890	3260	2445		
						Fz	0.00006	0.00013	0.00025	0.0006	0.0016	0.0030	0.0040	0.0048	0.0056		
						Feed (ipm)	18.8	20.3	19.6	23.5	31.3	39.1	39.1	31.3	27.4		
	COPPER ALLOYS Alum Bronze, C110, Muntz Brass	≤ 140 Bhn or ≤ 3 HRc	Profile	2 ≤ 0.50 ≤ 1.5	3 ≤ 0.25 ≤ 1.5	485	RPM	118573	59286	29643	14822	7411	4941	3705	2470	1853	
							Fz	0.00003	0.00006	0.00013	0.0003	0.0008	0.0015	0.0020	0.0024	0.0028	
							Feed (ipm)	7.1	7.1	7.7	8.9	11.9	14.8	14.8	11.9	10.4	
			Slot	2 1 ≤ 1	3 1 ≤ 0.5	350	RPM	85568	42784	21392	10696	5348	3565	2674	1783	1337	
							Fz	0.00003	0.00006	0.00013	0.0003	0.0008	0.0015	0.0020	0.0024	0.0028	
							Feed (ipm)	5.1	5.1	5.6	6.4	8.6	10.7	10.7	8.6	7.5	
N PLASTICS Polycarbonate, PVC, Polypropylene	≤ 140 Bhn or ≤ 3 HRc	Profile	2 ≤ 0.50 ≤ 1.5	3 ≤ 0.25 ≤ 1.5	880	RPM	215142	107571	53786	26893	13446	8964	6723	4482	3362		
						Fz	0.00006	0.00013	0.00025	0.0006	0.0016	0.0030	0.0040	0.0048	0.0056		
						Feed (ipm)	25.8	28.0	26.9	32.3	43.0	53.8	53.8	43.0	37.6		
		Slot	2 1 ≤ 1	3 1 ≤ 0.5	640	RPM	156467	78234	39117	19558	9779	6519	4890	3260	2445		
						Fz	0.00006	0.00013	0.00025	0.0006	0.0016	0.0030	0.0040	0.0048	0.0056		
						Feed (ipm)	18.8	20.3	19.6	23.5	31.3	39.1	39.1	31.3	27.4		
	GRAPHITE	≤ 140 Bhn or ≤ 3 HRc	Profile	2 ≤ 0.50 ≤ 1.5	3 ≤ 0.25 ≤ 1.5	660	RPM	161357	80678	40339	20170	10085	6723	5042	3362	2521	
							Fz	0.00006	0.00013	0.00025	0.0006	0.0016	0.0030	0.0040	0.0048	0.0056	
							Feed (ipm)	19.4	21.0	20.2	24.2	32.3	40.3	40.3	32.3	28.2	
			Slot	2 1 ≤ 1	3 1 ≤ 0.5	480	RPM	117350	58675	29338	14669	7334	4890	3667	2445	1834	
							Fz	0.00006	0.00013	0.00025	0.0006	0.0016	0.0030	0.0040	0.0048	0.0056	
							Feed (ipm)	14.1	15.3	14.7	17.6	23.5	29.3	29.3	23.5	20.5	

Bhn (Brinell) HRc (Rockwell C)
 rpm = (Vc x 3.82) / D₁
 ipm = Fz x number of flutes x rpm
 reduce speed and feed for materials harder than listed
 for tapered end mills, base the speed on the largest diameter contacting
 the workpiece and the feed on the smallest diameter

limit cut depths of long and extra long flute mills to .05 x D₁ when slotting
 or profiling
 reduce feed and Ae when finish milling (.02 x D₁ maximum)
 refer to the SGS Tool Wizard for complete technical information
 (www.kyocera-sgstool.com)

Single End Roughers



62 FRACTIONAL SERIES

TOLERANCES (inch)

$D_1 = +0.0000/-0.0040$

$D_2 = h_6$

$R = +0.0050/-0.0050$

CUTTING DIA. D_1	LENGTH OF CUT L_2	OVERALL LENGTH L_1	inch			NO. OF FLUTES	EDP NO.			STOCK
			SHANK DIA. D_2	CORNER RADIUS R			Ti-NAMITE (TiN)	Ti-NAMITE-C (TiCN)	Ti-NAMITE-A (AlTiN)	
1/4*	3/4	2-1/2	1/4	.045		3	36207	36206	36210	●
5/16*	3/4	2-1/2	5/16	.045		3	36209	36208	36211	●
3/8	7/8	2-1/2	3/8	.060		3	36213	36212	36214	●
1/2	1	3	1/2	.060		4	36217	36216	36218	●
5/8	1-1/4	3-1/2	5/8	.060		4	36221	36220	36222	●
3/4	1-5/8	4	3/4	.060		4	36225	36224	36226	●
1	1-3/4	4	1	.060		6	36229	36228	36230	●

*Without Flat

STAINLESS STEELS

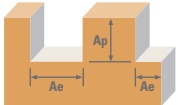
HIGH TEMP ALLOYS









TITANIUM

- U.S. Stock Standard
- NOT STOCKED—
Call for Delivery

For patent information visit www.kyocera-sgstoool.com/patents

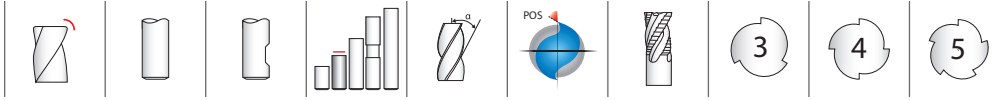
Single End Roughers



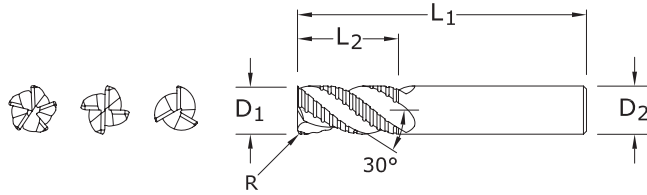
Series 62 Fractional	Hardness	Ae x D ₁	Ap x D ₁	Vc (sfm)	Diameter (D ₁) (inch)						
					1/4	3/8	1/2	3/4	1		
M	STAINLESS STEELS (FREE MACHINING) 303, 416, 420F, 430F, 440F	Profile 	≤ 0.5	≤ 1.5	405	RPM	6188	4126	3094	2063	1547
					(324-486)	Fz	0.0006	0.0011	0.0015	0.0019	0.0021
					Feed (ipm)	11.1	13.6	18.6	15.7	19.5	
		Slot 	1	≤ 1	325	RPM	4966	3311	2483	1655	1242
					(260-390)	Fz	0.0006	0.0011	0.0015	0.0019	0.0021
					Feed (ipm)	8.9	10.9	14.9	12.6	15.6	
	STAINLESS STEELS (DIFFICULT) 304, 304L, 316, 316L, 17-4PH, 15-5PH, 13-4PH, Custom 450	Profile 	≤ 0.5	≤ 1.5	280	RPM	4278	2852	2139	1426	1070
					(224-336)	Fz	0.0005	0.0009	0.0012	0.0015	0.0017
					Feed (ipm)	6.4	7.7	10.3	8.6	10.9	
		Slot 	1	≤ 1	225	RPM	3438	2292	1719	1146	860
					(180-270)	Fz	0.0005	0.0009	0.0012	0.0015	0.0017
					Feed (ipm)	5.2	6.2	8.3	6.9	8.8	
S	SUPER ALLOYS (NICKEL, COBALT, IRON BASE) Inconel 601, 617, 625, Incoloy 800, Monel 400, Rene, Waspalloy	Profile 	≤ 0.5	≤ 1.5	70	RPM	1070	713	535	357	267
					(56-84)	Fz	0.0004	0.0008	0.0010	0.0013	0.0014
					Feed (ipm)	1.3	1.7	2.1	1.9	2.2	
		Slot 	1	≤ 1	56	RPM	856	570	428	285	214
					(45-67)	Fz	0.0004	0.0008	0.0010	0.0013	0.0014
					Feed (ipm)	1.0	1.4	1.7	1.5	1.8	
	TITANIUM ALLOYS Ti6Al4V, Ti6Al2Sn4Zr2Mo, Ti4Al4Mo2Sn0.5Si, Ti10Al2Fe3Al, Ti5Al3Mo3Cr, Ti7Al4Mo, Ti3Al8V6Cr4Zr4Mo, Ti6Al6V6Sn, Ti152 Cr3Sn3Al	Profile 	≤ 0.5	≤ 1.5	155	RPM	2368	1579	1184	789	592
					(124-186)	Fz	0.0005	0.0009	0.0012	0.0015	0.0017
					Feed (ipm)	3.6	4.3	5.7	4.7	6.0	
		Slot 	1	≤ 1	195	RPM	2980	1986	1490	993	745
					(156-234)	Fz	0.0005	0.0009	0.0012	0.0015	0.0017
					Feed (ipm)	4.5	5.4	7.2	6.0	7.6	

Bhn (Brinell) HRc (Rockwell C)
 rpm = (Vc x 3.82) / D₁
 ipm = Fz x number of flutes x rpm
 reduce speed and feed for materials harder than listed
 refer to the SGS Tool Wizard for complete technical information (www.kyocera-sgstool.com)

Single End Roughers



61 FRACTIONAL SERIES



TOLERANCES (inch)

$D_1 = +0.0000/-0.0040$

$D_2 = h_6$

$R = +0.0050/-0.0050$

CUTTING DIA. D_1	LENGTH OF CUT L_2	OVERALL LENGTH L_1	inch			NO. OF FLUTES	EDP NO.			STOCK
			SHANK DIA. D_2	CORNER RADIUS R			Ti-NAMITE (TiN)	Ti-NAMITE-C (TiCN)	Ti-NAMITE-A (AlTiN)	
1/4*	3/4	2-1/2	1/4	.045		3	36107	36106	36110	●
5/16*	3/4	2-1/2	5/16	.045		3	36109	36108	36111	●
3/8	7/8	2-1/2	3/8	.060		3	36113	36112	36114	●
1/2	1	3	1/2	.060		4	36117	36116	36118	●
5/8	1-1/4	3-1/2	5/8	.060		4	36121	36120	36122	●
3/4	1-5/8	4	3/4	.060		4	36125	36124	36126	●
1	1-3/4	4	1	.060		5	36129	36128	36130	●

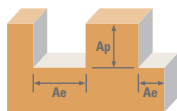
*Without Flat









- STEELS
- CAST IRON
- HARDENED STEELS

- U.S. Stock Standard
- NOT STOCKED—
Call for Delivery

For patent information
visit www.kyocera-sgstool.com/patents

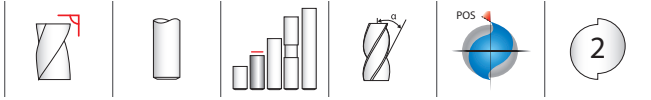
Single End Roughers



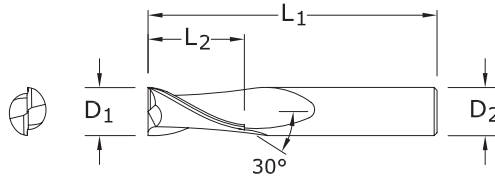
Series 61	Fractional	Hardness	Ae x D ₁	Ap x D ₁	Vc (sfm)	Diameter (D ₁) (inch)						
						1/4	3/8	1/2	3/4	1		
P	CARBON STEELS 1018, 1040, 1080, 1090, 10L50, 1140, 1212, 12L15, 1525, 1536	≤ 175 Bhn or ≤ 7 HRc	Profile 	≤ 0.5	≤ 1.5	500	RPM	7640	5093	3820	2547	1910
						(400-600)	Fz	0.0006	0.0011	0.0014	0.0017	0.0020
							Feed (ipm)	13.8	16.8	21.4	17.3	19.1
			Slot 	1	≤ 1	400	RPM	6112	4075	3056	2037	1528
						(320-480)	Fz	0.0006	0.0011	0.0014	0.0017	0.0020
							Feed (ipm)	11.0	13.4	17.1	13.9	15.3
	ALLOY STEELS 4140, 4150, 4320, 5120, 5150, 8630, 86L20, 50100	≤ 275 Bhn or ≤ 28 HR	Profile 	≤ 0.5	≤ 1.5	365	RPM	5577	3718	2789	1859	1394
						(292-438)	Fz	0.0004	0.0008	0.0011	0.0013	0.0015
							Feed (ipm)	6.7	8.9	12.3	9.7	10.5
			Slot 	1	≤ 1	295	RPM	4508	3005	2254	1503	1127
						(236-354)	Fz	0.0004	0.0008	0.0011	0.0013	0.0015
							Feed (ipm)	5.4	7.2	9.9	7.8	8.5
H	TOOL STEELS A2, D2, H13, L2, M2, P20, S7, T15, W2	≤ 250 Bhn or ≤ 24 HRc	Profile 	≤ 0.5	≤ 1.5	345	RPM	5272	3514	2636	1757	1318
						(276-414)	Fz	0.0006	0.0009	0.0015	0.0018	0.0021
							Feed (ipm)	9.5	9.5	15.8	12.7	13.8
			Slot 	1	≤ 1	275	RPM	4202	2801	2101	1401	1051
						(220-330)	Fz	0.0006	0.0009	0.0015	0.0018	0.0021
							Feed (ipm)	7.6	7.6	12.6	10.1	11.0
K	CAST IRONS Gray, Malleable, Ductile	≤ 220 Bhn or ≤ 19 HRc	Profile 	≤ 0.5	≤ 1.5	365	RPM	5577	3718	2789	1859	1394
						(292-438)	Fz	0.0008	0.0015	0.0020	0.0024	0.0028
							Feed (ipm)	13.4	16.7	22.3	17.8	19.5
			Slot 	1	≤ 1	295	RPM	4508	3005	2254	1503	1127
						(236-354)	Fz	0.0008	0.0015	0.0020	0.0024	0.0028
							Feed (ipm)	10.8	13.5	18.0	14.4	15.8

Bhn (Brinell) HRc (Rockwell C)
 rpm = (Vc x 3.82) / D₁
 ipm = Fz x number of flutes x rpm
 reduce speed and feed for materials harder than listed
 refer to the SGS Tool Wizard for complete technical information (www.kyocera-sgstool.com)

2 Flute High Shear End Mills



52
FRACTIONAL SERIES



TOLERANCES (inch)

$D_1 = +0.0000/-0.0020$

$D_2 = h_6$

NON-FERROUS

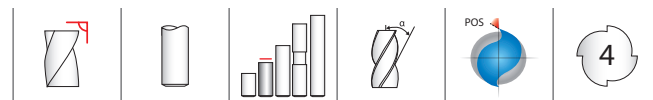
PLASTICS/COMPOSITES

- U.S. Stock Standard
- NOT STOCKED—
Call for Delivery

For patent information
visit www.kyocera-sgstoool.com/patents

CUTTING DIAMETER D_1	LENGTH OF CUT L_2	OVERALL LENGTH L_1	SHANK DIAMETER D_2	EDP NO.		STOCK
				UNCOATED	Ti-NAMITE-C (TiCN)	
1/16	3/16	1-1/2	1/8	35273	35300	●
3/32	3/8	1-1/2	1/8	35275	35301	●
1/8	7/16	1-1/2	1/8	35277	35302	●
5/32	9/16	2	3/16	35278	35303	●
3/16	9/16	2	3/16	35279	35304	●
7/32	5/8	2-1/2	1/4	35280	35305	●
1/4	3/4	2-1/2	1/4	35281	35306	●
9/32	3/4	2-1/2	5/16	35282	35307	●
5/16	13/16	2-1/2	5/16	35283	35308	●
3/8	7/8	2-1/2	3/8	35285	35309	●
7/16	1	2-3/4	7/16	35287	35310	●
1/2	1	3	1/2	35289	35311	●
9/16	1-1/8	3-1/2	9/16	35291	35312	●
5/8	1-1/4	3-1/2	5/8	35293	35313	●
3/4	1-1/2	4	3/4	35295	35314	●
1	1-1/2	4	1	35297	35315	●

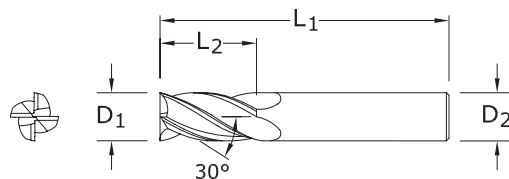
4 Flute High Shear End Mills



TOLERANCES (inch)

D1 = +0.0000/-0.0020

D2 = h₆



54
FRACTIONAL SERIES

CUTTING DIAMETER D ₁	LENGTH OF CUT L ₂	OVERALL LENGTH L ₁	SHANK DIAMETER D ₂	EDP NO.		STOCK
				UNCOATED	Ti-NAMITE-C (TiCN)	
1/16	3/16	1-1/2	1/8	35473	35500	●
3/32	3/8	1-1/2	1/8	35475	35501	●
1/8	7/16	1-1/2	1/8	35477	35502	●
5/32	9/16	2	3/16	35478	35503	●
3/16	9/16	2	3/16	35479	35504	●
7/32	5/8	2-1/2	1/4	35480	35505	●
1/4	3/4	2-1/2	1/4	35481	35506	●
9/32	3/4	2-1/2	5/16	35482	35507	●
5/16	13/16	2-1/2	5/16	35483	35508	●
3/8	7/8	2-1/2	3/8	35485	35509	●
7/16	1	2-3/4	7/16	35487	35510	●
1/2	1	3	1/2	35489	35511	●
9/16	1-1/8	3-1/2	9/16	35491	35512	●
5/8	1-1/4	3-1/2	5/8	35493	35513	●
3/4	1-1/2	4	3/4	35495	35514	●
1	1-1/2	4	1	35497	35515	●

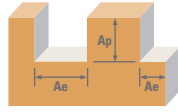
- NON-FERROUS
- PLASTICS/COMPOSITES

- U.S. Stock Standard
- NOT STOCKED—
Call for Delivery

For patent information
visit www.kyocera-sgstool.com/patents

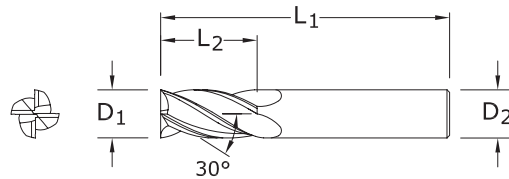
2 Flute: High Shear End Mills

4 Flute: High Shear End Mills



Series 52, 54 Fractional	Hardness	Flutes	Ae x D ₁	Ap x D ₁	Vc (sfm)	Diameter (D ₁) (inch)										
						1/8	1/4	3/8	1/2	3/4	1					
ALUMINUM ALLOYS 2024, 5052, 5086, 6061, 6063, 7075	≤ 150 Bhn or ≤ 7 HRc	Profile	2	≤ 0.3	≤ 1.5	1360	RPM	41562	20781	13854	10390	6927	5195			
							Fz	0.00069	0.0018	0.0034	0.0046	0.0055	0.0064			
		4	≤ 0.3	≤ 1.5	(1088-1632)	1090	RPM	33310	16655	11103	8328	5552	4164			
							Fz	0.00063	0.0017	0.0032	0.0042	0.0050	0.0059			
		Slot	2	1	≤ 1	(872-1308)	4	1	≤ 0.25	Feed (ipm)	42.0	56.6	71.1	70.0	55.5	49.1
											83.9	113.3	142.1	139.9	111.0	98.3
		ALUMINUM DIE CAST ALLOYS (HIGH SILICON) A-390, A-392, B-390	≤ 125 Bhn or ≤ 77 HRb	Profile	2	≤ 0.3	≤ 1.5	510	RPM	15586	7793	5195	3896	2598	1948	
									Fz	0.00069	0.0018	0.0034	0.0046	0.0055	0.0064	
				4	≤ 0.3	≤ 1.5	(408-612)	410	RPM	12530	6265	4177	3132	2088	1566	
									Fz	0.00063	0.0017	0.0032	0.0042	0.0050	0.0059	
Slot	2			1	≤ 1	(328-492)	4	1	≤ 0.25	Feed (ipm)	15.8	21.3	26.7	26.3	20.9	18.5
											31.6	42.6	53.5	52.6	41.8	37.0
COPPER ALLOYS Aluminum Bronze, Muntz Brass, Naval, Brass, Red Brass	≤ 140 Bhn or ≤ 3 HRc			Profile	2	≤ 0.3	≤ 1.5	590	RPM	18030	9015	6010	4508	3005	2254	
									Fz	0.00039	0.0010	0.0020	0.0026	0.0031	0.0037	
				4	≤ 0.3	≤ 1.5	(472-708)	475	RPM	14516	7258	4839	3629	2419	1815	
									Fz	0.00036	0.0010	0.0018	0.0024	0.0029	0.0034	
		Slot	2	1	≤ 1	(380-570)	4	1	≤ 0.25	Feed (ipm)	10.5	14.5	17.4	17.4	14.0	12.3
											20.9	29.0	34.8	34.8	28.1	24.7
		COPPER ALLOYS Beryllium Copper, C110, Manganese Bronze, Tin Bronze	≤ 200 Bhn or ≤ 23 HRc	Profile	2	≤ 0.3	≤ 1.5	235	RPM	7182	3591	2394	1795	1197	898	
									Fz	0.00039	0.0010	0.0020	0.0026	0.0031	0.0037	
				4	≤ 0.3	≤ 1.5	(188-282)	190	RPM	5806	2903	1935	1452	968	726	
									Fz	0.00036	0.0010	0.0018	0.0024	0.0029	0.0034	
Slot	2			1	≤ 1	(152-228)	4	1	≤ 0.25	Feed (ipm)	4.2	5.8	7.0	7.0	5.6	4.9
											8.4	11.6	13.9	13.9	11.2	9.9
PLASTICS ABS, Polycarbonate, PVC, Polypropylene				Profile	2	≤ 0.3	≤ 1.5	1600	RPM	48896	24448	16299	12224	8149	6112	
									Fz	0.00110	0.0030	0.0056	0.0074	0.0089	0.0100	
				4	≤ 0.3	≤ 1.5	(1280-1920)	1280	RPM	39117	19558	13039	9779	6519	4890	
									Fz	0.00100	0.0027	0.0051	0.0068	0.0082	0.0095	
		Slot	2	1	≤ 1	(1024-1536)	4	1	≤ 0.25	Feed (ipm)	78.2	105.6	133.0	133.0	106.9	92.9
											156.5	211.2	266.0	266.0	213.8	185.8
		PLASTICS Fiberglass, Glass Filled		Profile	2	≤ 0.3	≤ 1.5	720	RPM	22003	11002	7334	5501	3667	2750	
									Fz	0.00082	0.0022	0.0041	0.0055	0.0065	0.0076	
				4	≤ 0.3	≤ 1.5	(576-864)	575	RPM	17572	8786	5857	4393	2929	2197	
									Fz	0.00075	0.0020	0.0037	0.0050	0.0060	0.0070	
Slot	2			1	≤ 1	(460-690)	4	1	≤ 0.25	Feed (ipm)	26.4	35.1	43.3	43.9	35.1	30.8
											52.7	70.3	86.7	87.9	70.3	61.5

Bhn (Brinell) HRc (Rockwell C) HRb (Rockwell B)
 rpm = (Vc x 3.82) / D₁
 ipm = Fz x number of flutes x rpm
 reduce speed and feed for materials harder than listed
 reduce feed and Ae when finish milling (.02 x D₁ maximum)
 refer to the SGS Tool Wizard for complete technical information (www.kyocera-sgstool.com)



CUTTING DIAMETER D_1	SINGLE END LENGTH OF CUT L_2	DOUBLE END LENGTH OF CUT L_1	OVERALL LENGTH L_1	SHANK DIAMETER D_2
1/8	1/2	1/4	1-1/2	1/8
3/16	5/8	3/8	2	3/16
1/4	3/4	1/2	2-1/2	1/4
5/16	13/16	1/2	2-1/2	5/16
3/8	1	9/16	2-1/2	3/8
1/2	1	5/8	3	1/2

Square End

FRACTIONAL SERIES

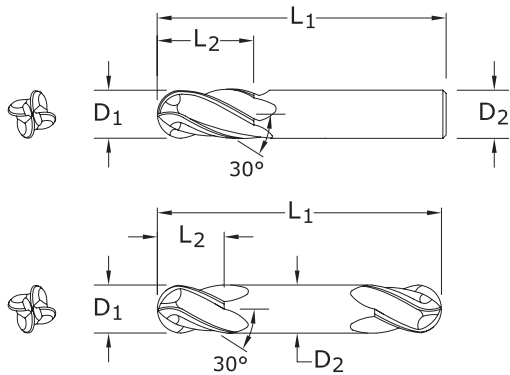
DESCRIPTION	EDP NO.				STOCK
	UNCOATED	Ti-NAMITE (TiN)	Ti-NAMITE-C (TiCN)	Ti-NAMITE-A (AlTiN)	
Series 1 – 4 Flute, Single End	30189	39189	39089	30030	●
Series 3 – 2 Flute, Single End	30389	39389	39589	30470	●
Series 5 – 3 Flute, Single End	30589	39789	30810	30850	●
Series 14 – 4 Flute, Double End	31489	31481	39641	31190	●
Series 15 – 2 Flute, Double End	31589	31581	39691	31336	●



- U.S. Stock Standard
- NOT STOCKED—
Call for Delivery

For patent information
visit www.kyocera-sgtool.com/patents

End Mills Sets



CUTTING DIAMETER D ₁	SINGLE END LENGTH OF CUT L ₂	DOUBLE END LENGTH OF CUT L ₂	OVERALL LENGTH L ₁	SHANK DIAMETER D ₂
1/8	1/2	1/4	1-1/2	1/8
3/16	5/8	3/8	2	3/16
1/4	3/4	1/2	2-1/2	1/4
5/16	13/16	1/2	2-1/2	5/16
3/8	1	9/16	2-1/2	3/8
1/2	1	5/8	3	1/2

Ball End

FRACTIONAL SERIES

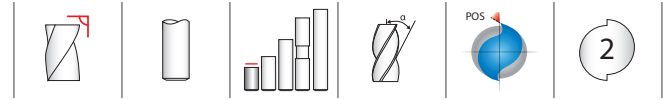


- U.S. Stock Standard
- NOT STOCKED—
Call for Delivery

For patent information
visit www.kyocera-sgstool.com/patents

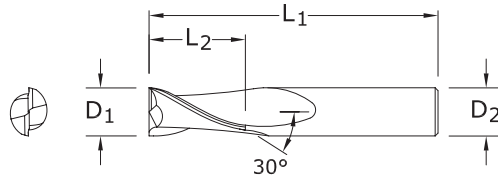
DESCRIPTION	EDP NO.				STOCK
	UNCOATED	Ti-NAMITE (TiN)	Ti-NAMITE-C (TiCN)	Ti-NAMITE-A (AlTiN)	
Series 1B – 4 Flute, Single End	30190	39109	39090	30070	●
Series 3B – 2 Flute, Single End	30390	39390	39590	30600	●
Series 5B – 3 Flute, Single End	30590	30900	30944	31169	●
Series 14B – 4 Flute, Double End	31490	31482	39642	31217	●
Series 15B – 2 Flute, Double End	31590	31582	39692	31357	●

2 Flute Square End Stub



TOLERANCES (mm)

$D_1 = +0,000/-0,050$
 $D_2 = h_6$



17M
 METRIC SERIES

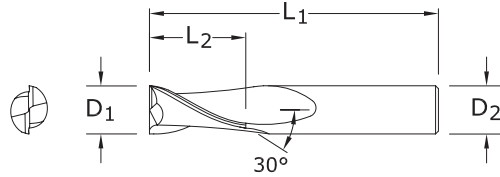
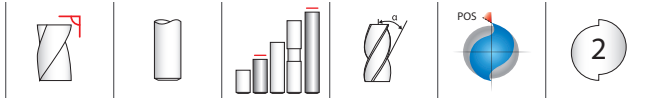
mm				EDP NO.				STOCK
CUTTING DIAMETER D_1	LENGTH OF CUT L_2	OVERALL LENGTH L_1	SHANK DIAMETER D_2	UNCOATED	Ti-NAMITE (TiN)	Ti-NAMITE-C (TiCN)	Ti-NAMITE-A (AlTiN)	
1,0	2,0	38,0	3,0	41705	49262	49283	49304	●
1,5	3,0	38,0	3,0	41709	49263	49284	49305	●
2,0	4,0	38,0	3,0	41713	49264	49285	49306	●
2,5	5,0	38,0	3,0	41717	49265	49286	49307	●
3,0	6,0	38,0	3,0	41721	49266	49287	49308	●
3,5	7,0	50,0	4,0	41725	49267	49288	49309	●
4,0	8,0	50,0	4,0	41729	49268	49289	49310	●
4,5	9,5	50,0	4,5	41733	49269	49290	49311	●
5,0	10,0	50,0	5,0	41737	49270	49291	49312	●
6,0	12,0	50,0	6,0	41741	49271	49292	49313	●
7,0	12,0	50,0	8,0	41745	49272	49293	49314	●
8,0	12,0	50,0	8,0	41749	49273	49294	49315	●
9,0	14,0	50,0	9,0	41753	49274	49295	49316	●
10,0	16,0	50,0	10,0	41757	49275	49296	49317	●
11,0	19,0	63,0	12,0	41761	49276	49297	49318	●
12,0	19,0	63,0	12,0	41765	49277	49298	49319	●

- STEELS
- STAINLESS STEELS
- CAST IRON
- HIGH TEMP ALLOYS
- TITANIUM
- HARDENED STEELS
- NON-FERROUS
- PLASTICS/COMPOSITES

● U.S. Stock Standard
 ■ NOT STOCKED—
 Call for Delivery

For patent information
 visit www.kyocera-sgstool.com/patents

2 Flute Square End



3M•3XLM
METRIC SERIES

TOLERANCES (mm)
D₁ = +0,000/-0,050
D₂ = h₆

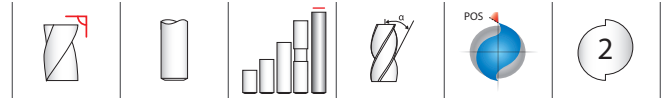
- STEELS
- STAINLESS STEELS
- CAST IRON
- HIGH TEMP ALLOYS
- TITANIUM
- HARDENED STEELS
- NON-FERROUS
- PLASTICS/COMPOSITES

- U.S. Stock Standard
- NOT STOCKED—
Call for Delivery

For patent information
visit www.kyocera-sgstoool.com/patents

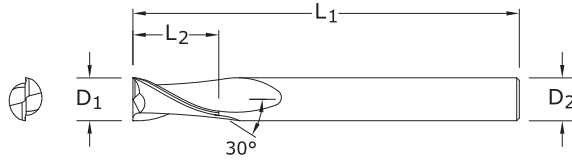
CUTTING DIAMETER D ₁	LENGTH OF CUT L ₂	OVERALL LENGTH L ₁	SHANK DIAMETER D ₂	EDP NO.				STOCK	SERIES
				UNCOATED	Ti-NAMITE (TiN)	Ti-NAMITE-C (TiCN)	Ti-NAMITE-A (AlTiN)		
1,0	4,0	38,0	3,0	40305	48628	48650	48671	●	3M
1,5	4,5	38,0	3,0	40309	48629	48651	48672	●	3M
2,0	6,3	38,0	3,0	40313	48630	48652	48673	●	3M
2,5	9,5	38,0	3,0	40317	48631	48653	48674	●	3M
3,0	12,0	38,0	3,0	40321	48632	48654	48675	●	3M
3,0	25,0	75,0	3,0	43301	49427	49440	49453	●	3XLM
3,5	12,0	50,0	4,0	40325	48633	48655	48676	●	3M
4,0	14,0	50,0	4,0	40329	48634	48656	48677	●	3M
4,0	25,0	75,0	4,0	43303	49428	49441	49454	●	3XLM
4,5	16,0	50,0	6,0	40333	48635	48657	48678	●	3M
5,0	16,0	50,0	6,0	40337	48636	48658	48679	●	3M
5,0	25,0	75,0	5,0	43307	49430	49443	49456	●	3XLM
6,0	19,0	50,0	6,0	40341	48637	48659	48680	●	3M
6,0	25,0	75,0	6,0	43305	49429	49442	49455	●	3XLM
7,0	19,0	63,0	8,0	40345	48638	48660	48681	●	3M
8,0	20,0	63,0	8,0	40349	48639	48661	48682	●	3M
8,0	25,0	75,0	8,0	43315	49431	49444	49457	●	3XLM
9,0	22,0	75,0	10,0	40353	48640	48662	48683	●	3M
10,0	22,0	75,0	10,0	40357	48641	48663	48684	●	3M
10,0	38,0	100,0	10,0	43325	49432	49445	49458	●	3XLM
11,0	25,0	75,0	12,0	40361	48642	48664	48685	●	3M
12,0	25,0	75,0	12,0	40365	48643	48665	48686	●	3M
12,0	50,0	100,0	12,0	43335	49433	49446	49459	●	3XLM
12,0	75,0	150,0	12,0	43345	49434	49447	49460	●	3XLM
14,0	32,0	89,0	14,0	40369	48644	48666	48687	●	3M
14,0	75,0	150,0	14,0	43355	49435	49448	49461	●	3XLM
16,0	32,0	89,0	16,0	40373	48645	48667	48688	●	3M
16,0	75,0	150,0	16,0	43365	49436	49449	49462	●	3XLM
18,0	38,0	100,0	18,0	40377	48646	48668	48689	●	3M
18,0	75,0	150,0	18,0	43375	49437	49450	49463	●	3XLM
20,0	38,0	100,0	20,0	40381	48647	48669	48690	●	3M
20,0	75,0	150,0	20,0	43385	49438	49451	49464	●	3XLM
25,0	38,0	100,0	25,0	40385	48648	48670	48691	●	3M
25,0	75,0	150,0	25,0	43395	49439	49452	49465	●	3XLM

2 Flute Square End Long Reach



TOLERANCES (mm)

$D_1 = +0,000/-0,050$
 $D_2 = h_6$



59M
 METRIC SERIES

mm				EDP NO.				STOCK
CUTTING DIAMETER D_1	LENGTH OF CUT L_2	OVERALL LENGTH L_1	SHANK DIAMETER D_2	UNCOATED	Ti-NAMITE (TiN)	Ti-NAMITE-C (TiCN)	Ti-NAMITE-A (AlTiN)	
3,0	9,0	60,0	6,0	43910	43920	43930	43950	●
4,0	12,0	70,0	6,0	43911	43921	43931	43951	●
6,0	15,0	80,0	6,0	43912	43922	43932	43952	●
8,0	20,0	89,0	8,0	43913	43923	43933	43953	●
10,0	25,0	100,0	10,0	43914	43924	43934	43954	●
12,0	30,0	110,0	12,0	43915	43925	43935	43955	●
14,0	35,0	120,0	16,0	43916	43926	43936	43956	●
16,0	40,0	120,0	16,0	43917	43927	43937	43957	●
18,0	40,0	130,0	20,0	43918	43928	43938	43958	●
20,0	45,0	130,0	20,0	43919	43929	43939	43959	●

Neck Option Available

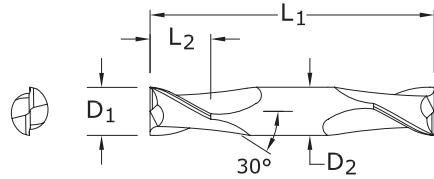
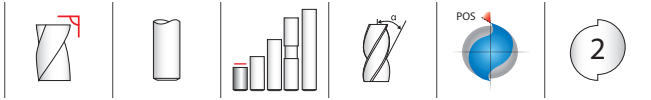
- STEELS
- STAINLESS STEELS
- CAST IRON
- HIGH TEMP ALLOYS
- TITANIUM
- HARDENED STEELS
- NON-FERROUS
- PLASTICS/COMPOSITES

- U.S. Stock Standard
- NOT STOCKED—
Call for Delivery

For patent information
 visit www.kyocera-sgstool.com/patents

METRIC

2 Flute Double End Mills



15M
METRIC SERIES

TOLERANCES (mm)

D₁ = +0,000/-0,050

D₂ = h₆

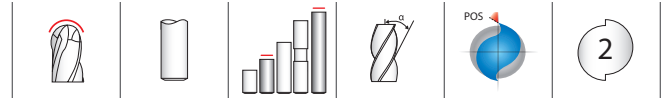
- STEELS
- STAINLESS STEELS
- CAST IRON
- HIGH TEMP ALLOYS
- TITANIUM
- HARDENED STEELS
- NON-FERROUS
- PLASTICS/COMPOSITES

- U.S. Stock Standard
- NOT STOCKED—
Call for Delivery

For patent information
visit www.kyocera-sgstool.com/patents

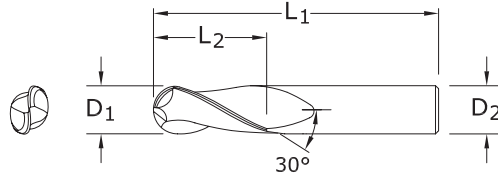
CUTTING DIAMETER D ₁	LENGTH OF CUT L ₂	OVERALL LENGTH L ₁	SHANK DIAMETER D ₂	EDP NO.				STOCK
				UNCOATED	Ti-NAMITE (TiN)	Ti-NAMITE-C (TiCN)	Ti-NAMITE-A (AlTiN)	
1,0	2,0	38,0	3,0	41505	49010	49031	49052	●
1,5	3,0	38,0	3,0	41509	49011	49032	49053	●
2,0	4,0	38,0	3,0	41513	49012	49033	49054	●
2,5	5,0	38,0	3,0	41517	49013	49034	49055	●
3,0	6,0	38,0	3,0	41521	49014	49035	49056	●
3,5	7,0	50,0	4,0	41525	49015	49036	49057	●
4,0	8,0	50,0	4,0	41529	49016	49037	49058	●
4,5	9,5	63,0	4,5	41533	49017	49038	49059	●
5,0	10,0	63,0	5,0	41537	49018	49039	49060	●
6,0	12,0	63,0	6,0	41541	49019	49040	49061	●
7,0	12,0	63,0	8,0	41545	49020	49041	49062	●
8,0	12,0	63,0	8,0	41549	49021	49042	49063	●
9,0	14,0	75,0	9,0	41553	49022	49043	49064	●
10,0	14,0	75,0	10,0	41557	49023	49044	49065	●
11,0	14,0	75,0	12,0	41561	49024	49045	49066	●
12,0	16,0	75,0	12,0	41565	49025	49046	49067	●

2 Flute Ball End



TOLERANCES (mm)

D₁ = +0,000/-0,050
D₂ = h₆



3MB•3XLMB

METRIC SERIES

mm				EDP NO.				STOCK	SERIES
CUTTING DIAMETER D ₁	LENGTH OF CUT L ₂	OVERALL LENGTH L ₁	SHANK DIAMETER D ₂	UNCOATED	Ti-NAMITE (TiN)	Ti-NAMITE-C (TiCN)	Ti-NAMITE-A (AlTiN)		
1,0	4,0	38,0	3,0	40306	48692	48714	48735	●	3MB
1,5	4,5	38,0	3,0	40310	48693	48715	48736	●	3MB
2,0	6,3	38,0	3,0	40314	48694	48716	48737	●	3MB
2,5	9,5	38,0	3,0	40318	48695	48717	48738	●	3MB
3,0	12,0	38,0	3,0	40322	48696	48718	48739	●	3MB
3,0	25,0	75,0	3,0	43302	49544	49557	49570	●	3XLMB
3,5	12,0	50,0	4,0	40326	48697	48719	48740	●	3MB
4,0	14,0	50,0	4,0	40330	48698	48720	48741	●	3MB
4,0	25,0	75,0	4,0	43304	49545	49558	49571	●	3XLMB
4,5	16,0	50,0	6,0	40334	48699	48721	48742	●	3MB
5,0	16,0	50,0	6,0	40338	48700	48722	48743	●	3MB
5,0	25,0	75,0	5,0	43308	49547	49560	49573	●	3XLMB
6,0	19,0	50,0	6,0	40342	48701	48723	48744	●	3MB
6,0	25,0	75,0	6,0	43306	49546	49559	49572	●	3XLMB
7,0	19,0	63,0	8,0	40346	48702	48724	48745	●	3MB
8,0	20,0	63,0	8,0	40350	48703	48725	48746	●	3MB
8,0	25,0	75,0	8,0	43316	49548	49561	49574	●	3XLMB
9,0	22,0	75,0	10,0	40354	48704	48726	48747	●	3MB
10,0	22,0	75,0	10,0	40358	48705	48727	48748	●	3MB
10,0	38,0	100,0	10,0	43326	49549	49562	49575	●	3XLMB
11,0	25,0	75,0	12,0	40362	48706	48728	48749	●	3MB
12,0	25,0	75,0	12,0	40366	48707	48729	48750	●	3MB
12,0	50,0	100,0	12,0	43336	49550	49563	49576	●	3XLMB
12,0	75,0	150,0	12,0	43346	49551	49564	49577	●	3XLMB
14,0	32,0	89,0	14,0	40370	48708	48730	48751	●	3MB
14,0	75,0	150,0	14,0	43356	49552	49565	49578	●	3XLMB
16,0	32,0	89,0	16,0	40374	48709	48731	48752	●	3MB
16,0	75,0	150,0	16,0	43366	49553	49566	49579	●	3XLMB
18,0	38,0	100,0	18,0	40378	48710	48732	48753	●	3MB
18,0	75,0	150,0	18,0	43376	49554	49567	49580	●	3XLMB
20,0	38,0	100,0	20,0	40382	48711	48733	48754	●	3MB
20,0	75,0	150,0	20,0	43386	49555	49568	49581	●	3XLMB
25,0	38,0	100,0	25,0	40386	48712	48734	48755	●	3MB
25,0	75,0	150,0	25,0	43396	49556	49569	49582	●	3XLMB

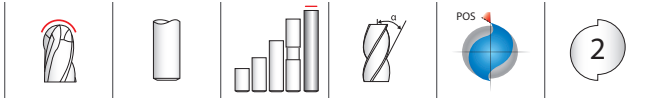
- STEELS
- STAINLESS STEELS
- CAST IRON
- HIGH TEMP ALLOYS
- TITANIUM
- HARDENED STEELS
- NON-FERROUS
- PLASTICS/COMPOSITES

● U.S. Stock Standard
■ NOT STOCKED—
Call for Delivery

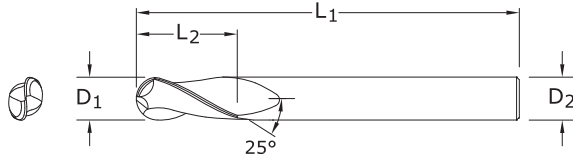
For patent information
visit www.kyocera-sgstoool.com/patents

METRIC

2 Flute Ball End Long Reach



59MB
METRIC SERIES



TOLERANCES (mm)

$D_1 = +0,000/-0,050$

$D_2 = h_6$

- STEELS
- STAINLESS STEELS
- CAST IRON
- HIGH TEMP ALLOYS
- TITANIUM
- HARDENED STEELS
- NON-FERROUS
- PLASTICS/COMPOSITES

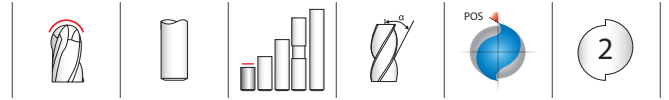
mm				EDP NO.				STOCK
CUTTING DIAMETER D_1	LENGTH OF CUT L_2	OVERALL LENGTH L_1	SHANK DIAMETER D_2	UNCOATED	Ti-NAMITE (TiN)	Ti-NAMITE-C (TiCN)	Ti-NAMITE-A (AlTiN)	
3,0	9,0	60,0	6,0	43900	49622	49632	49642	●
4,0	12,0	70,0	6,0	43901	49623	49633	49643	●
6,0	15,0	80,0	6,0	43902	49624	49634	49644	●
8,0	20,0	89,0	8,0	43903	49625	49635	49645	●
10,0	25,0	100,0	10,0	43904	49626	49636	49646	●
12,0	30,0	110,0	12,0	43905	49627	49637	49647	●
14,0	35,0	120,0	16,0	43906	49628	49638	49648	●
16,0	40,0	120,0	16,0	43907	49629	49639	49649	●
18,0	40,0	130,0	20,0	43908	49630	49640	49650	●
20,0	45,0	130,0	20,0	43909	49631	49641	49651	●

Neck Option Available

- U.S. Stock Standard
- NOT STOCKED—
Call for Delivery

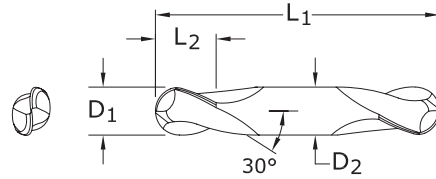
For patent information
visit www.kyocera-sgstool.com/patents

2 Flute Double End Ball End



TOLERANCES (mm)

D₁ = +0,000/-0,050
 D₂ = h₆



15MB
 METRIC SERIES

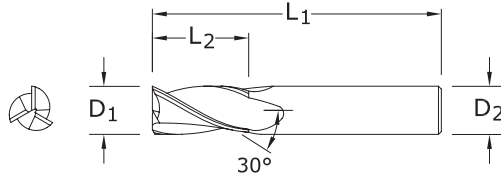
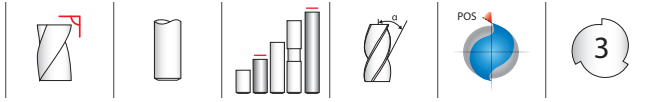
mm				EDP NO.				STOCK
CUTTING DIAMETER D ₁	LENGTH OF CUT L ₂	OVERALL LENGTH L ₁	SHANK DIAMETER D ₂	UNCOATED	Ti-NAMITE (TiN)	Ti-NAMITE-C (TiCN)	Ti-NAMITE-A (AlTiN)	
1,0	2,0	38,0	3,0	41506	49073	49094	49115	●
1,5	3,0	38,0	3,0	41510	49074	49095	49116	●
2,0	4,0	38,0	3,0	41514	49075	49096	49117	●
2,5	5,0	38,0	3,0	41518	49076	49097	49118	●
3,0	6,0	38,0	3,0	41522	49077	49098	49119	●
3,5	7,0	50,0	4,0	41526	49078	49099	49120	●
4,0	8,0	50,0	4,0	41530	49079	49100	49121	●
4,5	9,5	63,0	4,5	41534	49080	49101	49122	●
5,0	10,0	63,0	5,0	41538	49081	49102	49123	●
6,0	12,0	63,0	6,0	41542	49082	49103	49124	●
7,0	12,0	63,0	8,0	41546	49083	49104	49125	●
8,0	12,0	63,0	8,0	41550	49084	49105	49126	●
9,0	14,0	75,0	9,0	41554	49085	49106	49127	●
10,0	14,0	75,0	10,0	41558	49086	49107	49128	●
11,0	14,0	75,0	12,0	41562	49087	49108	49129	●
12,0	16,0	75,0	12,0	41566	49088	49109	49130	●

- STEELS
- STAINLESS STEELS
- CAST IRON
- HIGH TEMP ALLOYS
- TITANIUM
- HARDENED STEELS
- NON-FERROUS
- PLASTICS/COMPOSITES

● U.S. Stock Standard
 ■ NOT STOCKED—
 Call for Delivery

For patent information
 visit www.kyocera-sgstoool.com/patents

3 Flute Square End



5M•5XLM
METRIC SERIES

TOLERANCES (mm)
D₁ = +0,000/-0,050
D₂ = h₆

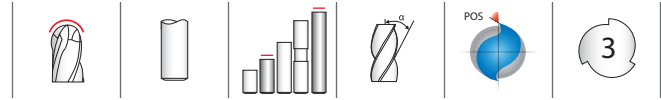
- STEELS
- STAINLESS STEELS
- CAST IRON
- HIGH TEMP ALLOYS
- TITANIUM
- HARDENED STEELS
- NON-FERROUS
- PLASTICS/COMPOSITES

- U.S. Stock Standard
- NOT STOCKED—
Call for Delivery

For patent information
visit www.kyocera-sgstoool.com/patents

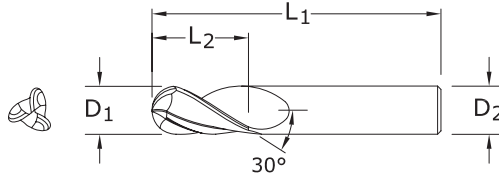
CUTTING DIAMETER D ₁	LENGTH OF CUT L ₂	OVERALL LENGTH L ₁	SHANK DIAMETER D ₂	EDP NO.				STOCK	SERIES
				UNCOATED	Ti-NAMITE (TiN)	Ti-NAMITE-C (TiCN)	Ti-NAMITE-A (AlTiN)		
1,0	4,0	38,0	3,0	40505	48756	48778	48799	●	5M
1,5	4,5	38,0	3,0	40509	48757	48779	48800	●	5M
2,0	6,3	38,0	3,0	40513	48758	48780	48801	●	5M
2,5	9,5	38,0	3,0	40517	48759	48781	48802	●	5M
3,0	12,0	38,0	3,0	40521	48760	48782	48803	●	5M
3,0	25,0	75,0	3,0	43501	49466	49479	49492	●	5XLM
3,5	12,0	50,0	4,0	40525	48761	48783	48804	●	5M
4,0	14,0	50,0	4,0	40529	48762	48784	48805	●	5M
4,0	25,0	75,0	4,0	43503	49467	49480	49493	●	5XLM
4,5	16,0	50,0	6,0	40533	48763	48785	48806	●	5M
5,0	16,0	50,0	6,0	40537	48764	48786	48807	●	5M
5,0	25,0	75,0	5,0	43507	49469	49482	49495	●	5XLM
6,0	19,0	50,0	6,0	40541	48765	48787	48808	●	5M
6,0	25,0	75,0	6,0	43505	49468	49481	49494	●	5XLM
7,0	19,0	63,0	8,0	40545	48766	48788	48809	●	5M
8,0	20,0	63,0	8,0	40549	48767	48789	48810	●	5M
8,0	25,0	75,0	8,0	43515	49470	49483	49496	●	5XLM
9,0	22,0	75,0	10,0	40553	48768	48790	48811	●	5M
10,0	22,0	75,0	10,0	40557	48769	48791	48812	●	5M
10,0	38,0	100,0	10,0	43525	49471	49484	49497	●	5XLM
11,0	25,0	75,0	12,0	40561	48770	48792	48813	●	5M
12,0	25,0	75,0	12,0	40565	48771	48793	48814	●	5M
12,0	50,0	100,0	12,0	43535	49472	49485	49498	●	5XLM
12,0	75,0	150,0	12,0	43545	49473	49486	49499	●	5XLM
14,0	32,0	89,0	14,0	40569	48772	48794	48815	●	5M
14,0	75,0	150,0	14,0	43555	49474	49487	49500	●	5XLM
16,0	32,0	89,0	16,0	40573	48773	48795	48816	●	5M
16,0	75,0	150,0	16,0	43565	49475	49488	49501	●	5XLM
18,0	38,0	100,0	18,0	40577	48774	48796	48817	●	5M
18,0	75,0	150,0	18,0	43575	49476	49489	49502	●	5XLM
20,0	38,0	100,0	20,0	40581	48775	48797	48818	●	5M
20,0	75,0	150,0	20,0	43585	49477	49490	49503	●	5XLM
25,0	38,0	100,0	25,0	40585	48776	48798	48819	●	5M
25,0	75,0	150,0	25,0	43595	49478	49491	49504	●	5XLM

3 Flute Ball End



TOLERANCES (mm)

D₁ = +0,000/-0,050
D₂ = h₆



5MB•5XLMB

METRIC SERIES

mm				EDP NO.				STOCK	SERIES
CUTTING DIAMETER D ₁	LENGTH OF CUT L ₂	OVERALL LENGTH L ₁	SHANK DIAMETER D ₂	UNCOATED	Ti-NAMITE (TiN)	Ti-NAMITE-C (TiCN)	Ti-NAMITE-A (AlTiN)		
1,0	4,0	38,0	3,0	40506	48820	48842	48863	●	5MB
1,5	4,5	38,0	3,0	40510	48821	48843	48864	●	5MB
2,0	6,3	38,0	3,0	40514	48822	48844	48865	●	5MB
2,5	9,5	38,0	3,0	40518	48823	48845	48866	●	5MB
3,0	12,0	38,0	3,0	40522	48824	48846	48867	●	5MB
3,0	25,0	75,0	3,0	43502	49583	49596	49609	●	5XLMB
3,5	12,0	50,0	4,0	40526	48825	48847	48868	●	5MB
4,0	14,0	50,0	4,0	40530	48826	48848	48869	●	5MB
4,0	25,0	75,0	4,0	43504	49584	49597	49610	●	5XLMB
4,5	16,0	50,0	6,0	40534	48827	48849	48870	●	5MB
5,0	16,0	50,0	6,0	40538	48828	48850	48871	●	5MB
5,0	25,0	75,0	5,0	43508	49586	49599	49612	●	5XLMB
6,0	19,0	50,0	6,0	40542	48829	48851	48872	●	5MB
6,0	25,0	75,0	6,0	43506	49585	49598	49611	●	5XLMB
7,0	19,0	63,0	8,0	40546	48830	48852	48873	●	5MB
8,0	20,0	63,0	8,0	40550	48831	48853	48874	●	5MB
8,0	25,0	75,0	8,0	43516	49587	49600	49613	●	5XLMB
9,0	22,0	75,0	10,0	40554	48832	48854	48875	●	5MB
10,0	22,0	75,0	10,0	40558	48833	48855	48876	●	5MB
10,0	38,0	100,0	10,0	43526	49588	49601	49614	●	5XLMB
11,0	25,0	75,0	12,0	40562	48834	48856	48877	●	5MB
12,0	25,0	75,0	12,0	40566	48835	48857	48878	●	5MB
12,0	50,0	100,0	12,0	43536	49589	49602	49615	●	5XLMB
12,0	75,0	150,0	12,0	43546	49590	49603	49616	●	5XLMB
14,0	32,0	89,0	14,0	40570	48836	48858	48879	●	5MB
14,0	75,0	150,0	14,0	43556	49591	49604	49617	●	5XLMB
16,0	32,0	89,0	16,0	40574	48837	48859	48880	●	5MB
16,0	75,0	150,0	16,0	43566	49592	49605	49618	●	5XLMB
18,0	38,0	100,0	18,0	40578	48838	48860	48881	●	5MB
18,0	75,0	150,0	18,0	43576	49593	49606	49619	●	5XLMB
20,0	38,0	100,0	20,0	40582	48839	48861	48882	●	5MB
20,0	75,0	150,0	20,0	43586	49594	49607	49620	●	5XLMB
25,0	38,0	100,0	25,0	40586	48840	48862	48883	●	5MB
25,0	75,0	150,0	25,0	43596	49595	49608	49621	●	5XLMB

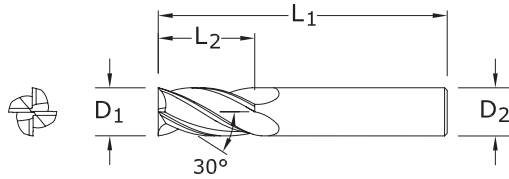
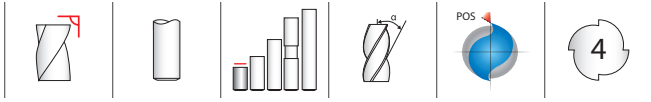
- STEELS
- STAINLESS STEELS
- CAST IRON
- HIGH TEMP ALLOYS
- TITANIUM
- HARDENED STEELS
- NON-FERROUS
- PLASTICS/COMPOSITES

● U.S. Stock Standard
■ NOT STOCKED—
Call for Delivery

For patent information
visit www.kyocera-sgtool.com/patents

METRIC

4 Flute Square End Stub



16M
METRIC SERIES

TOLERANCES (mm)

$D_1 = +0,000/-0,050$

$D_2 = h_6$

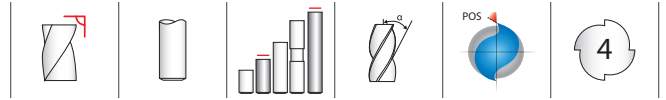
- STEELS
- STAINLESS STEELS
- CAST IRON
- HIGH TEMP ALLOYS
- TITANIUM
- HARDENED STEELS
- NON-FERROUS
- PLASTICS/COMPOSITES

- U.S. Stock Standard
- NOT STOCKED—
Call for Delivery

For patent information
visit www.kyocera-sgstoool.com/patents

mm				EDP NO.				STOCK
CUTTING DIAMETER D_1	LENGTH OF CUT L_2	OVERALL LENGTH L_1	SHANK DIAMETER D_2	UNCOATED EDP NO.	Ti-NAMITE (TiN)	Ti-NAMITE-C (TiCN)	Ti-NAMITE-A (AlTiN)	
1,0	2,0	38,0	3,0	41605	49136	49157	49178	●
1,5	3,0	38,0	3,0	41609	49137	49158	49179	●
2,0	4,0	38,0	3,0	41613	49138	49159	49180	●
2,5	5,0	38,0	3,0	41617	49139	49160	49181	●
3,0	6,0	38,0	3,0	41621	49140	49161	49182	●
3,5	7,0	50,0	4,0	41625	49141	49162	49183	●
4,0	8,0	50,0	4,0	41629	49142	49163	49184	●
4,5	9,5	50,0	4,5	41633	49143	49164	49185	●
5,0	10,0	50,0	5,0	41637	49144	49165	49186	●
6,0	12,0	50,0	6,0	41641	49145	49166	49187	●
7,0	12,0	50,0	8,0	41645	49146	49167	49188	●
8,0	12,0	50,0	8,0	41649	49147	49168	49189	●
9,0	14,0	50,0	9,0	41653	49148	49169	49190	●
10,0	16,0	50,0	10,0	41657	49149	49170	49191	●
11,0	19,0	63,0	12,0	41661	49150	49171	49192	●
12,0	19,0	63,0	12,0	40165	49151	49172	49193	●

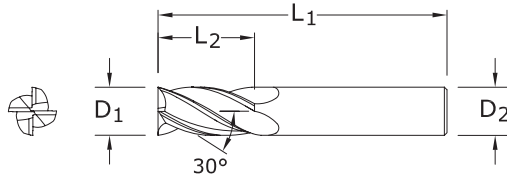
METRIC 4 Flute End Mills



TOLERANCES (mm)

$D_1 = +0,000/-0,050$

$D_2 = h_6$



1M • 1XLM

METRIC SERIES

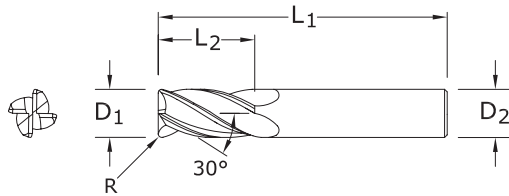
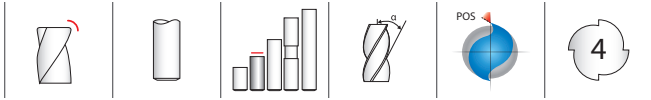
mm				EDP NO.				STOCK	SERIES
CUTTING DIAMETER D_1	LENGTH OF CUT L_2	OVERALL LENGTH L_1	SHANK DIAMETER D_2	UNCOATED EDP NO.	Ti-NAMITE (TiN)	Ti-NAMITE-C (TiCN)	Ti-NAMITE-A (AlTiN)		
1,0	4,0	38,0	3,0	40105	48500	48522	48543	●	1M
1,5	4,5	38,0	3,0	40109	48501	48523	48544	●	1M
2,0	6,3	38,0	3,0	40113	48502	48524	48545	●	1M
2,5	9,5	38,0	3,0	40117	48503	48525	48546	●	1M
3,0	12,0	38,0	3,0	40121	48504	48526	48547	●	1M
3,0	25,0	75,0	3,0	43101	49388	49401	49414	●	1XLM
3,5	12,0	50,0	4,0	40125	48505	48527	48548	●	1M
4,0	14,0	50,0	4,0	40129	48506	48528	48549	●	1M
4,0	25,0	75,0	4,0	43103	49389	49402	49415	●	1XLM
4,5	16,0	50,0	6,0	40133	48507	48529	48550	●	1M
5,0	16,0	50,0	6,0	40137	48508	48530	48551	●	1M
5,0	25,0	75,0	5,0	43107	49391	49404	49417	●	1XLM
6,0	19,0	50,0	6,0	40141	48509	48531	48552	●	1M
6,0	25,0	75,0	6,0	43105	49390	49403	49416	●	1XLM
7,0	19,0	63,0	8,0	40145	48510	48532	48553	●	1M
8,0	20,0	63,0	8,0	40149	48511	48533	48554	●	1M
8,0	25,0	75,0	8,0	43115	49392	49405	49418	●	1XLM
9,0	22,0	75,0	10,0	40153	48512	48534	48555	●	1M
10,0	22,0	75,0	10,0	40157	48513	48535	48556	●	1M
10,0	38,0	100,0	10,0	43125	49393	49406	49419	●	1XLM
11,0	25,0	75,0	12,0	40161	48514	48536	48557	●	1M
12,0	25,0	75,0	12,0	41665	48515	48537	48558	●	1M
12,0	50,0	100,0	12,0	43135	49394	49407	49420	●	1XLM
12,0	75,0	150,0	12,0	43145	49395	49408	49421	●	1XLM
14,0	32,0	89,0	14,0	40169	48516	48538	48559	●	1M
14,0	75,0	150,0	14,0	43155	49396	49409	49422	●	1XLM
16,0	32,0	89,0	16,0	40173	48517	48539	48560	●	1M
16,0	75,0	150,0	16,0	43165	49397	49410	49423	●	1XLM
18,0	38,0	100,0	18,0	40177	48518	48540	48561	●	1M
18,0	75,0	150,0	18,0	43175	49398	49411	49424	●	1XLM
20,0	38,0	100,0	20,0	40181	48519	48541	48562	●	1M
20,0	75,0	150,0	20,0	43185	49399	49412	49425	●	1XLM
25,0	38,0	100,0	25,0	40185	48520	48542	48563	●	1M
25,0	75,0	150,0	25,0	43195	49400	49413	49426	●	1XLM

- STEELS
- STAINLESS STEELS
- CAST IRON
- HIGH TEMP ALLOYS
- TITANIUM
- HARDENED STEELS
- NON-FERROUS
- PLASTICS/COMPOSITES

- U.S. Stock Standard
- NOT STOCKED—
Call for Delivery

For patent information
visit www.kyocera-sgtool.com/patents

4 Flute Corner Radius



1MCR
METRIC SERIES

TOLERANCES (mm)
D₁ = +0,000/-0,050
D₂ = h₆
R = +0,000/-0,050

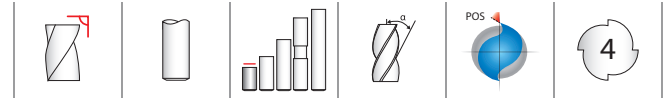
- STEELS
- STAINLESS STEELS
- CAST IRON
- HIGH TEMP ALLOYS
- TITANIUM
- HARDENED STEELS
- NON-FERROUS
- PLASTICS/COMPOSITES

- U.S. Stock Standard
- NOT STOCKED—
Call for Delivery

For patent information
visit www.kyocera-sgstool.com/patents

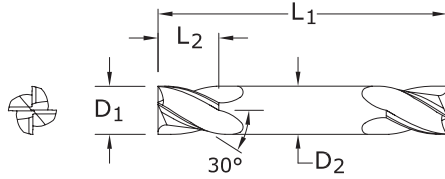
CUTTING DIAMETER D ₁	LENGTH OF CUT L ₂	mm		CORNER RADIUS R	SHANK DIAMETER D ₂	EDP NO.	STOCK
		OVERALL LENGTH L ₁				Ti-NAMITE-A (AlTiN)	
4,0	14,0	50,0		0,25	4,0	40000	●
4,0	14,0	50,0		0,50	4,0	40001	●
4,0	14,0	50,0		1,00	4,0	40003	●
5,0	16,0	50,0		0,25	6,0	40004	●
5,0	16,0	50,0		0,50	6,0	40005	●
5,0	16,0	50,0		1,00	6,0	40007	●
6,0	19,0	50,0		0,25	6,0	40009	●
6,0	19,0	50,0		0,50	6,0	40010	●
6,0	19,0	50,0		0,75	6,0	40011	●
6,0	19,0	50,0		1,00	6,0	40012	●
8,0	20,0	63,0		0,50	8,0	40015	●
8,0	20,0	63,0		0,75	8,0	40016	●
8,0	20,0	63,0		1,00	8,0	40017	●
8,0	20,0	63,0		1,50	8,0	40019	●
8,0	20,0	63,0		2,00	8,0	40020	●
10,0	22,0	75,0		0,50	10,0	40021	●
10,0	22,0	75,0		1,00	10,0	40023	●
10,0	22,0	75,0		1,50	10,0	40024	●
10,0	22,0	75,0		2,00	10,0	40025	●
12,0	25,0	75,0		0,50	12,0	40028	●
12,0	25,0	75,0		1,00	12,0	40030	●
12,0	25,0	75,0		1,50	12,0	40031	●
12,0	25,0	75,0		2,00	12,0	40032	●
16,0	32,0	89,0		0,50	16,0	40035	●
16,0	32,0	89,0		1,00	16,0	40037	●
16,0	32,0	89,0		1,50	16,0	40038	●
16,0	32,0	89,0		2,00	16,0	40039	●

4 Flute Double End Mills



TOLERANCES (mm)

$D_1 = +0,000/-0,050$
 $D_2 = h_6$



14M
 METRIC SERIES

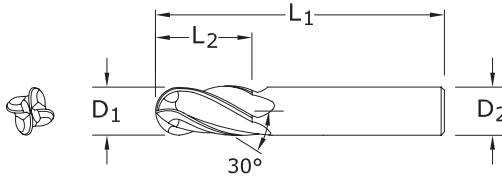
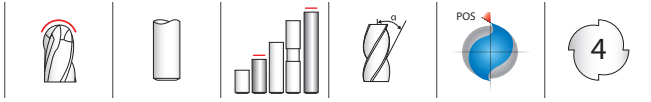
mm				EDP NO.				STOCK
CUTTING DIAMETER D_1	LENGTH OF CUT L_2	OVERALL LENGTH L_1	SHANK DIAMETER D_2	UNCOATED	Ti-NAMITE (TiN)	Ti-NAMITE-C (TiCN)	Ti-NAMITE-A (AlTiN)	
1,0	2,0	38,0	3,0	41405	48884	48905	48926	●
1,5	3,0	38,0	3,0	41409	48885	48906	48927	●
2,0	4,0	38,0	3,0	41413	48886	48907	48928	●
2,5	5,0	38,0	3,0	41417	48887	48908	48929	●
3,0	6,0	38,0	3,0	41421	48888	48909	48930	●
3,5	7,0	50,0	4,0	41425	48889	48910	48931	●
4,0	8,0	50,0	4,0	41429	48890	48911	48932	●
4,5	9,5	63,0	4,5	41433	48891	48912	48933	●
5,0	10,0	63,0	5,0	41437	48892	48913	48934	●
6,0	12,0	63,0	6,0	41441	48893	48914	48935	●
7,0	12,0	63,0	8,0	41445	48894	48915	48936	●
8,0	12,0	63,0	8,0	41449	48895	48916	48937	●
9,0	14,0	75,0	9,0	41453	48896	48917	48938	●
10,0	14,0	75,0	10,0	41457	48897	48918	48939	●
11,0	14,0	75,0	12,0	41461	48898	48919	48940	●
12,0	16,0	75,0	12,0	41465	48899	48920	48941	●

- STEELS
- STAINLESS STEELS
- CAST IRON
- HIGH TEMP ALLOYS
- TITANIUM
- HARDENED STEELS
- NON-FERROUS
- PLASTICS/COMPOSITES

● U.S. Stock Standard
 ■ NOT STOCKED—
 Call for Delivery

For patent information
 visit www.kyocera-sgstool.com/patents

4 Flute Ball End



1MB•1XLMB
METRIC SERIES

TOLERANCES (mm)
D₁ = +0,000/-0,050
D₂ = h₆

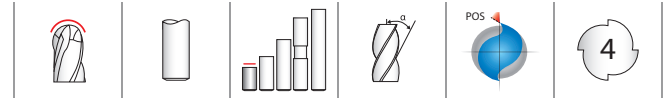
- STEELS
- STAINLESS STEELS
- CAST IRON
- HIGH TEMP ALLOYS
- TITANIUM
- HARDENED STEELS
- NON-FERROUS
- PLASTICS/COMPOSITES

- U.S. Stock Standard
- NOT STOCKED—
Call for Delivery

For patent information
visit www.kyocera-sgstool.com/patents

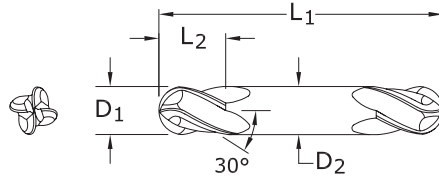
mm				EDP NO.				STOCK	SERIES
CUTTING DIAMETER D ₁	LENGTH OF CUT L ₂	OVERALL LENGTH L ₁	SHANK DIAMETER D ₂	UNCOATED EDP NO.	Ti-NAMITE (TiN)	Ti-NAMITE-C (TiCN)	Ti-NAMITE-A (AlTiN)		
1,0	4,0	38,0	3,0	40106	48564	48586	48607	●	1MB
1,5	4,5	38,0	3,0	40110	48565	48587	48608	●	1MB
2,0	6,3	38,0	3,0	40114	48566	48588	48609	●	1MB
2,5	9,5	38,0	3,0	40118	48567	48589	48610	●	1MB
3,0	12,0	38,0	3,0	40122	48568	48590	48611	●	1MB
3,0	25,0	75,0	3,0	43102	49505	49518	49531	●	1XLMB
3,5	12,0	50,0	4,0	40126	48569	48591	48612	●	1MB
4,0	14,0	50,0	4,0	40130	48570	48592	48613	●	1MB
4,0	25,0	75,0	4,0	43104	49506	49519	49532	●	1XLMB
4,5	16,0	50,0	6,0	40134	48571	48593	48614	●	1MB
5,0	16,0	50,0	6,0	40138	48572	48594	48615	●	1MB
5,0	25,0	75,0	5,0	43108	49508	49521	49534	●	1XLMB
6,0	19,0	50,0	6,0	40142	48573	48595	48616	●	1MB
6,0	25,0	75,0	6,0	43106	49507	49520	49533	●	1XLMB
7,0	19,0	63,0	8,0	40146	48574	48596	48617	●	1MB
8,0	20,0	63,0	8,0	40150	48575	48597	48618	●	1MB
8,0	25,0	75,0	8,0	43116	49509	49522	49535	●	1XLMB
9,0	22,0	75,0	10,0	40154	48576	48598	48619	●	1MB
10,0	22,0	75,0	10,0	40158	48577	48599	48620	●	1MB
10,0	38,0	100,0	10,0	43126	49510	49523	49536	●	1XLMB
11,0	25,0	75,0	12,0	40162	48578	48600	48621	●	1MB
12,0	25,0	75,0	12,0	40166	48579	48601	48622	●	1MB
12,0	50,0	100,0	12,0	43136	49511	49524	49537	●	1XLMB
12,0	75,0	150,0	12,0	43146	49512	49525	49538	●	1XLMB
14,0	32,0	89,0	14,0	40170	48580	48602	48623	●	1MB
14,0	75,0	150,0	14,0	43156	49513	49526	49539	●	1XLMB
16,0	32,0	89,0	16,0	40174	48581	48603	48624	●	1MB
16,0	75,0	150,0	16,0	43166	49514	49527	49540	●	1XLMB
18,0	38,0	100,0	18,0	40178	48582	48604	48625	●	1MB
18,0	75,0	150,0	18,0	43176	49515	49528	49541	●	1XLMB
20,0	38,0	100,0	20,0	40182	48583	48605	48626	●	1MB
20,0	75,0	150,0	20,0	43186	49516	49529	49542	●	1XLMB
25,0	38,0	100,0	25,0	40186	48584	48606	48627	●	1MB
25,0	75,0	150,0	25,0	43196	49517	49530	49543	●	1XLMB

4 Flute Double End Ball End



TOLERANCES (mm)

$D_1 = +0,000/-0,050$
 $D_2 = h_6$



14MB
 METRIC SERIES

mm				EDP NO.				STOCK
CUTTING DIAMETER D_1	LENGTH OF CUT L_2	OVERALL LENGTH L_1	SHANK DIAMETER D_2	UNCOATED	Ti-NAMITE (TiN)	Ti-NAMITE-C (TiCN)	Ti-NAMITE-A (AlTiN)	
1,0	2,0	38,0	3,0	41406	48947	48968	48989	●
1,5	3,0	38,0	3,0	41410	48948	48969	48990	●
2,0	4,0	38,0	3,0	41414	48949	48970	48991	●
2,5	5,0	38,0	3,0	41418	48950	48971	48992	●
3,0	6,0	38,0	3,0	41422	48951	48972	48993	●
3,5	7,0	50,0	4,0	41426	48952	48973	48994	●
4,0	8,0	50,0	4,0	41430	48953	48974	48995	●
4,5	9,5	63,0	4,5	41434	48954	48975	48996	●
5,0	10,0	63,0	5,0	41438	48955	48976	48997	●
6,0	12,0	63,0	6,0	41442	48956	48977	48998	●
7,0	12,0	63,0	8,0	41446	48957	48978	48999	●
8,0	12,0	63,0	8,0	41450	48958	48979	49000	●
9,0	14,0	75,0	9,0	41454	48959	48980	49001	●
10,0	14,0	75,0	10,0	41458	48960	48981	49002	●
11,0	14,0	75,0	12,0	41462	48961	48982	49003	●
12,0	16,0	75,0	12,0	41466	48962	48983	49004	●

- STEELS
- STAINLESS STEELS
- CAST IRON
- HIGH TEMP ALLOYS
- TITANIUM
- HARDENED STEELS
- NON-FERROUS
- PLASTICS/COMPOSITES

● U.S. Stock Standard
 ■ NOT STOCKED—
 Call for Delivery

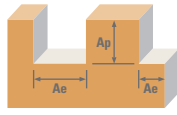
For patent information
 visit www.kyocera-sgtool.com/patents

METRIC

2 Flute: Square, Double, Stub, Long Reach, Ball

3 Flute: Square, Long Reach, Ball

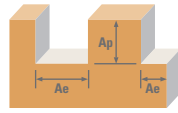
4 Flute: Square, Double, Stub, Long Reach, Ball, Corner Radius



Series	Hardness	Flutes	Ae x D ₁	Ap x D ₁	V _c (m/min)	Diameter (D ₁) (mm)											
						0.4	0.75	1.5	3	6	10	12	20	25			
CARBON STEELS 1018, 1040, 1080, 1090, 10L50, 1140, 1212, 12L15, 1525, 1536	≤ 175 Bhn or ≤ 7 HRc	Profile	≤ 0.50	≤ 1.5	140	RPM	111483	59458	29729	14864	7432	4459	3716	2230	1784		
						Fz	0.0008	0.0015	0.0031	0.007	0.019	0.040	0.048	0.064	0.070		
						Feed (mm/min)	178	178	184	208	282	357	357	285	250		
							268	268	276	312	424	535	535	428	375		
							357	357	369	416	565	713	713	571	499		
						Slot	1	≤ 1	102	RPM	81189	43301	21650	10825	5413	3248	2706
		Fz	0.0008	0.0015	0.0031					0.007	0.019	0.040	0.048	0.064	0.070		
		Feed (mm/min)	130	130	134					152	206	260	260	208	182		
			195	195	201					227	309	390	390	312	273		
			260	260	268					303	411	520	520	416	364		
		ALLOY STEELS 4140, 4150, 4320, 5120, 5150, 8630, 86L20, 50100	≤ 275 Bhn or ≤ 28 HRc	Profile	≤ 0.50					≤ 1.5	102	RPM	81189	43301	21650	10825	5413
						Fz	0.0005	0.0012	0.0022			0.006	0.014	0.029	0.036	0.048	0.052
Feed (mm/min)	81					104	95	130	152			188	195	156	135		
	122					156	143	195	227			283	292	234	203		
	162					208	191	260	303			377	390	312	270		
Slot	1					≤ 1	75	RPM	59377			31668	15834	7917	3958	2375	1979
				Fz	0.0005			0.0012	0.0022	0.006	0.014	0.029	0.036	0.048	0.052		
				Feed (mm/min)	59			76	70	95	111	138	143	114	99		
					119			152	139	190	222	276	285	228	198		
					119			152	139	190	222	276	285	228	198		
				TOOL STEELS A2, D2, H13, L2, M2, P20, S7, T15, W2	≤ 250 Bhn or ≤ 24 HRc			Profile	≤ 0.50	≤ 1.5	96	RPM	76342	40715	20358	10179	5089
Fz	0.0005					0.0012	0.0022					0.006	0.014	0.029	0.036	0.048	0.052
Feed (mm/min)	76	98	90			122	143					177	183	147	127		
	115	147	134			183	214					266	275	220	191		
	153	195	179			244	285					354	366	293	254		
Slot	1	≤ 1	70			RPM	55741					29729	14864	7432	3716	2230	1858
						Fz	0.0005	0.0012	0.0022	0.006	0.014	0.029	0.036	0.048	0.052		
						Feed (mm/min)	56	71	65	89	104	129	134	107	93		
							84	107	98	134	156	194	201	161	139		
							111	143	131	178	208	259	268	214	186		
						CAST IRONS Gray, Malleable, Ductile	≤ 220 Bhn or ≤ 19 HRc	Profile	≤ 0.50	≤ 1.5	102	RPM	81189	43301	21650	10825	5413
Fz	0.0008	0.0015	0.0031									0.007	0.019	0.040	0.048	0.064	0.070
Feed (mm/min)	130	130	134	152	206							260	260	208	182		
	195	195	201	227	309							390	390	312	273		
	260	260	268	303	411							520	520	416	364		
Slot	1	≤ 1	75	RPM	59377							31668	15834	7917	3958	2375	1979
				Fz	0.0008			0.0015	0.0031	0.007	0.019	0.040	0.048	0.064	0.070		
				Feed (mm/min)	95			95	98	111	150	190	190	152	133		
					143			143	147	166	226	285	285	228	200		
					190			190	196	222	301	380	380	304	266		
				STAINLESS STEELS (FREE MACHINING) 303, 416, 420F, 430F 440F	≤ 275 Bhn or ≤ 28 HRc			Profile	≤ 0.50	≤ 1.5	113	RPM	89671	47825	23912	11956	5978
Fz	0.0005	0.0012	0.0022									0.006	0.014	0.029	0.036	0.048	0.052
Feed (mm/min)	90	115	105			143	167					208	215	172	149		
	135	172	158			215	251					312	323	258	224		
	179	230	210			287	335					416	430	344	298		
Slot	1	≤ 1	82			RPM	65436					34899	17449	8725	4362	2617	2181
						Fz	0.0005	0.0012	0.0022	0.006	0.014	0.029	0.036	0.048	0.052		
						Feed (mm/min)	65	84	77	105	122	152	157	126	109		
							98	126	115	157	183	228	236	188	163		
							131	168	154	209	244	304	314	251	218		
						STAINLESS STEELS (DIFFICULT) 304, 304L, 316, 316L, 17-4 PH, 15-5, 13-4, Custom 450	≤ 275 Bhn or ≤ 28 HRc	Profile	≤ 0.50	≤ 1.5	78	RPM	61800	32960	16480	8240	4120
Fz	0.0005	0.0010	0.0019									0.004	0.012	0.024	0.029	0.037	0.042
Feed (mm/min)	62	66	63	66	99							119	119	91	83		
	93	99	94	99	148							178	179	137	125		
	124	132	125	132	198							237	239	183	166		
Slot	1	≤ 1	56	RPM	44836							23912	11956	5978	2989	1793	1495
				Fz	0.0005			0.0010	0.0019	0.004	0.012	0.024	0.029	0.037	0.042		
				Feed (mm/min)	45			48	45	48	72	86	87	66	60		
					67			72	68	72	108	129	130	100	90		
					90			96	91	96	143	172	173	133	121		

continued on next page

2 Flute: Square, Double, Stub, Long Reach, Ball 3 Flute: Square, Long Reach, Ball 4 Flute: Square, Double, Stub, Long Reach, Ball, Corner Radius



Series
1M, 3M, 5M,
14M, 15M, 16M,
17M, 59M
Metric

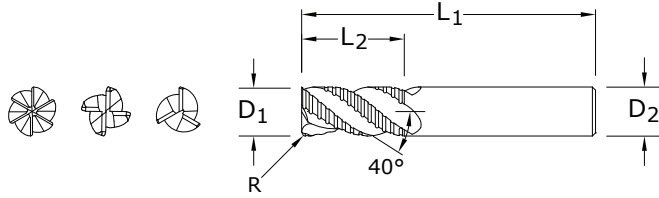
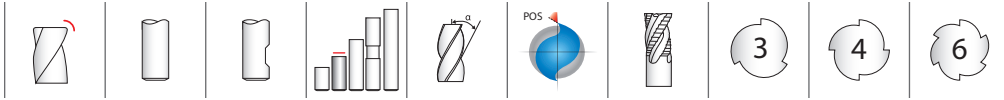
Series	Hardness	Flutes	Ae x D ₁	Ap x D ₁	Vc (m/min)	Diameter (D ₁) (mm)											
						0.4	0.75	1.5	3	6	10	12	20	25			
SUPER ALLOYS (NICKEL, COBALT, IRON BASE) Inconel 601, 617, 625, 718, Incoloy 800, Monel 400, Rene, Waspalloy	≤ 300 Bhn or ≤ 32 HRC	Profile	2 ≤ 0.50 ≤ 1.5	3 ≤ 0.25 ≤ 1.5	20	RPM	15753	8402	4201	2100	1050	630	525	315	252		
						Fz	0.0005	0.0007	0.0014	0.004	0.010	0.021	0.024	0.032	0.035		
						Feed (mm/min)	16	12	12	17	21	26	25	20	18		
							24	18	18	25	32	40	38	30	26		
							32	24	24	34	42	53	50	40	35		
						Slot	2 1 ≤ 1	3 1 ≤ 0.5	4 1 ≤ 0.4	14	RPM	10906	5816	2908	1454	727	436
		Fz	0.0005	0.0007	0.0014						0.004	0.010	0.021	0.024	0.032	0.035	
		Feed (mm/min)	11	8	8						12	15	18	17	14	12	
			16	12	12						17	22	27	26	21	18	
			22	16	16						23	29	37	35	28	24	
		TITANIUM ALLOYS Ti6Al4V, Ti6Al2Sn4Zr2Mo, Ti4Al4Mo2Sn0.5Si, Ti10Al2Fe3Al, Ti5Al53Mo3Cr, Ti7Al4Mo, Ti3Al8V6Cr4Zr4Mo, Ti6Al6V6Sn, Ti152 Cr3Sn3Al	≤ 350 Bhn or ≤ 38 HRC	Profile	2 ≤ 0.50 ≤ 1.5						3 ≤ 0.25 ≤ 1.5	55	RPM	43624	23266	11633	5816
						Fz	0.0005	0.0010	0.0019	0.004			0.012	0.024	0.029	0.037	0.042
Feed (mm/min)	44					47	44	47	70	84			84	65	59		
	65					70	66	70	105	126			127	97	88		
	87					93	88	93	140	168			169	129	117		
Slot	2 1 ≤ 1					3 1 ≤ 0.5	4 1 ≤ 0.4	40	RPM	31506			16803	8402	4201	2100	1260
				Fz	0.0005				0.0010	0.0019	0.004	0.012	0.024	0.029	0.037	0.042	
				Feed (mm/min)	32				34	32	34	50	60	61	47	42	
					47				50	48	50	76	91	91	70	64	
					63				67	64	67	101	121	122	93	85	
				ALUMINUM ALLOYS 2017, 2024, 356, 6061, 7075	≤ 150 Bhn or ≤ 7 HRC				Profile	2 ≤ 0.50 ≤ 1.5	3 ≤ 0.25 ≤ 1.5	268	RPM	213272	113745	56872	28436
Fz	0.0015					0.0032	0.0060	0.014					0.038	0.080	0.096	0.128	0.140
Feed (mm/min)	640	728	682			796	1081	1365					1365	1092	955		
	960	1092	1024			1194	1621	2047					2047	1638	1433		
	155107	82724	41362			20681	10340	6204					5170	3102	2482		
Slot	2 1 ≤ 1	3 1 ≤ 0.5	4 1 ≤ 0.4			195	RPM	155107					82724	41362	20681	10340	6204
							Fz	0.0015	0.0032	0.0060	0.014	0.038	0.080	0.096	0.128	0.140	
							Feed (mm/min)	465	529	496	579	786	993	993	794	695	
								698	794	745	869	1179	1489	1489	1191	1042	
								117542	62689	31344	15672	7836	4702	3918	2351	1881	
							COPPER ALLOYS Alum Bronze, C110, Muntz Brass	≤ 140 Bhn or ≤ 3 HRC	Profile	2 ≤ 0.50 ≤ 1.5	3 ≤ 0.25 ≤ 1.5	148	RPM	117542	62689	31344	15672
Fz	0.0008	0.0015	0.0031			0.007							0.019	0.040	0.048	0.064	0.070
Feed (mm/min)	188	188	194	219	298	376							376	301	263		
	282	282	292	329	447	564							564	451	395		
	376	376	389	439	596	752							752	602	527		
Slot	2 1 ≤ 1	3 1 ≤ 0.5	4 1 ≤ 0.4	195	RPM	84824							45239	22620	11310	5655	3393
					Fz	0.0008			0.0015	0.0031	0.007	0.019	0.040	0.048	0.064	0.070	
					Feed (mm/min)	136			136	140	158	215	271	271	217	190	
						204			204	210	238	322	407	407	326	285	
						271			271	280	317	430	543	543	434	380	
					PLASTICS Polycarbonate, PVC, Polypropylene				Profile	2 ≤ 0.50 ≤ 1.5	3 ≤ 0.25 ≤ 1.5	268	RPM	213272	113745	56872	28436
Fz	0.0015	0.0032	0.0060	0.014									0.038	0.080	0.096	0.128	0.140
Feed (mm/min)	640	728	682	796			1081	1365					1365	1092	955		
	960	1092	1024	1194			1621	2047					2047	1638	1433		
	1280	1456	1365	1592			2161	2730					2730	2184	1911		
Slot	2 1 ≤ 1	3 1 ≤ 0.5	4 1 ≤ 0.4	195			RPM	155107					82724	41362	20681	10340	6204
							Fz	0.0015	0.0032	0.0060	0.014	0.038	0.080	0.096	0.128	0.140	
							Feed (mm/min)	465	529	496	579	786	993	993	794	695	
								698	794	745	869	1179	1489	1489	1191	1042	
								931	1059	993	1158	1572	1985	1985	1588	1390	
							GRAPHITE		Profile	2 ≤ 0.50 ≤ 1.5	3 ≤ 0.25 ≤ 1.5	201	RPM	159954	85309	42654	21327
Fz	0.0015	0.0032	0.0060	0.014									0.038	0.080	0.096	0.128	0.140
Feed (mm/min)	480	546	512	597	810	1024							1024	819	717		
	720	819	768	896	1216	1536							1536	1228	1075		
	960	1092	1024	1194	1621	2047							2047	1638	1433		
Slot	2 1 ≤ 1	3 1 ≤ 0.5	4 1 ≤ 0.4	146	RPM	116330							62043	31021	15511	7755	4653
					Fz	0.0015			0.0032	0.0060	0.014	0.038	0.080	0.096	0.128	0.140	
					Feed (mm/min)	349			397	372	434	589	745	745	596	521	
						523			596	558	651	884	1117	1117	893	782	
						698			794	745	869	1179	1489	1489	1191	1042	

Bhn (Brinell) HRC (Rockwell C)
rpm = (Vc x 1000) / (D₁ x 3.14)
mm/min = Fz x number of flutes x rpm
reduce speed and feed for materials harder than listed

limit cut depths of long and extra long flute mills to .05 x D₁ when slotting or profiling
reduce feed and Ae when finish milling (.02 x D₁ maximum)
refer to the SGS Tool Wizard for complete technical information
(www.kyocera-sgstool.com)

METRIC

Single End Roughers



62M
METRIC SERIES

TOLERANCES h10 (mm)

$D_1 = +0,000 / -0,100$

$D_2 = h_6$

$R = +0,127 / -0,127$

mm						EDP NO.			STOCK
CUTTING DIA. D_1	LENGTH OF CUT L_2	OVERALL LENGTH L_1	SHANK DIA. D_2	CORNER RADIUS R	NO. OF FLUTES	Ti-NAMITE (TiN)	Ti-NAMITE-C (TiCN)	Ti-NAMITE-A (AlTiN)	
6,0	19,0	63,0	6,0	1,14	3	46207	46206	46210	●
8,0	19,0	63,0	8,0	1,14	3	46209	46208	46211	●
10,0	22,0	72,0	10,0	1,52	3	46213	46212	46214	●
12,0	26,0	83,0	12,0	1,52	4	46217	46216	46218	●
16,0	32,0	92,0	16,0	1,52	4	46221	46220	46222	●
20,0	38,0	104,0	20,0	1,52	4	46229	46228	46232	●
25,0	44,0	104,0	25,0	1,52	6	46231	46230	46233	●

STAINLESS STEELS

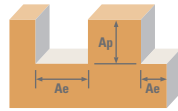
HIGH TEMP ALLOYS









TITANIUM

- U.S. Stock Standard
- NOT STOCKED—
Call for Delivery

For patent information
visit www.kyocera-sgstool.com/patents

Single End Roughers

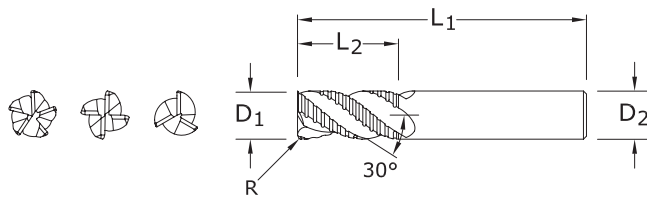
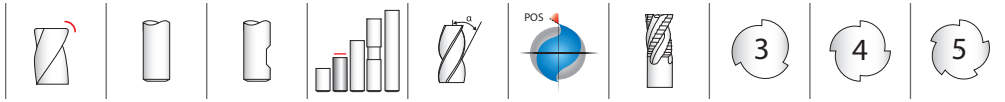


Series 62M Metric	Hardness	Ae x D ₁	Ap x D ₁	Vc (m/min)	Diameter (D ₁) (mm)							
					6	10	12	20	25			
M	STAINLESS STEELS (FREE MACHINING) 303, 416, 420F, 430F, 440F	≤ 275 Bhn or ≤ 28 HRc	Profile 	≤ 0.5	≤ 1.5	123	RPM	6544	3926	3272	1963	1570
						(99-148)	Fz	0.014	0.029	0.036	0.051	0.053
						Feed (mm/min)	283	345	471	398	495	
			Slot 	1	≤ 1	99	RPM	5251	3151	2626	1575	1260
						(79-119)	Fz	0.014	0.029	0.036	0.051	0.053
						Feed (mm/min)	227	277	378	319	397	
	STAINLESS STEELS (DIFFICULT) 304, 304L, 316, 316L, 17-4PH, 15-5PH, 13-4PH, Custom 450	≤ 275 Bhn or ≤ 28 HRc	Profile 	≤ 0.5	≤ 1.5	85	RPM	4524	2714	2262	1357	1086
						(68-102)	Fz	0.012	0.024	0.029	0.040	0.043
						Feed (mm/min)	163	195	261	217	277	
			Slot 	1	≤ 1	69	RPM	3635	2181	1818	1091	872
						(55-82)	Fz	0.012	0.024	0.029	0.040	0.043
						Feed (mm/min)	131	157	209	174	222	
S	SUPER ALLOYS (NICKEL, COBALT, IRON BASE) Inconel 601, 617, 625, Incoloy 800, Monel 400, Rene, Waspalloy	≤ 300 Bhn or ≤ 32 HRc	Profile 	≤ 0.5	≤ 1.5	21	RPM	1131	679	565	339	271
						(17-26)	Fz	0.010	0.021	0.024	0.035	0.035
						Feed (mm/min)	33	43	54	47	57	
			Slot 	1	≤ 1	17	RPM	905	543	452	271	217
						(14-20)	Fz	0.010	0.021	0.024	0.035	0.035
						Feed (mm/min)	26	35	43	38	46	
	TITANIUM ALLOYS Ti6Al4V, Ti6Al2Sn4Zr2Mo, Ti4Al4Mo2Sn0.5Si, Ti10Al2Fe3Al, Ti5Al3Mo3Cr, Ti7Al4Mo, Ti3Al8V6Cr4Zr4Mo, Ti6Al6V6Sn, Ti152 Cr3Sn3Al	≤ 350 Bhn or ≤ 38 HRc	Profile 	≤ 0.5	≤ 1.5	47	RPM	2504	1503	1252	751	601
						(38-57)	Fz	0.012	0.024	0.029	0.040	0.043
						Feed (mm/min)	90	108	144	120	153	
			Slot 	1	≤ 1	59	RPM	3151	1890	1575	945	756
						(48-71)	Fz	0.012	0.024	0.029	0.040	0.043
						Feed (mm/min)	113	136	181	151	193	

Bhn (Brinell) HRc (Rockwell C)
 rpm = (Vc x 1000) / (D₁ x 3.14)
 mm/min = Fz x number of flutes x rpm
 reduce speed and feed for materials harder than listed
 refer to the SGS Tool Wizard for complete technical information (www.kyocera-sgstool.com)

METRIC

Single End Roughers



61M
METRIC SERIES

TOLERANCES h10 (mm)

$D_1 = +0,000 / -0,100$

$D_2 = h_6$

$R = +0,127 / -0,127$

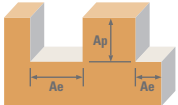
mm						EDP NO.			STOCK
CUTTING DIA. D_1	LENGTH OF CUT L_2	OVERALL LENGTH L_1	SHANK DIA. D_2	CORNER RADIUS R	NO. OF FLUTES	Ti-NAMITE (TiN)	Ti-NAMITE-C (TiCN)	Ti-NAMITE-A (AlTiN)	
6,0	19,0	63,0	6,0	1,14	3	46107	46106	46110	●
8,0	19,0	63,0	8,0	1,14	3	46109	46108	46111	●
10,0	22,0	72,0	10,0	1,52	3	46113	46112	46114	●
12,0	26,0	83,0	12,0	1,52	4	46117	46116	46118	●
16,0	32,0	92,0	16,0	1,52	4	46121	46120	46122	●
20,0	38,0	104,0	20,0	1,52	4	46129	46128	46132	●
25,0	44,0	104,0	25,0	1,52	5	46131	46130	46133	●









- STEELS
- CAST IRON
- HARDENED STEELS

- U.S. Stock Standard
- NOT STOCKED—
Call for Delivery

For patent information
visit www.kyocera-sgstool.com/patents

Single End Roughers

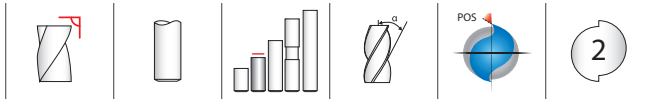


Series 61M Metric	Hardness	Ae x D ₁	Ap x D ₁	Vc (m/min)	Diameter (D ₁) (mm)							
					6	10	12	20	25			
P	CARBON STEELS 1018, 1040, 1080, 1090, 10L50, 1140, 1212, 12L15, 1525, 1536	≤ 175 Bhn or ≤ 7 HRc	Profile 	≤ 0.5	≤ 1.5	152	RPM	8078	4847	4039	2424	1939
						(122-183)	Fz	0.014	0.029	0.034	0.045	0.050
						Feed (mm/min)	339	422	549	436	485	
			Slot 	1	≤ 1	122	RPM	6463	3878	3231	1939	1551
						(98-146)	Fz	0.014	0.029	0.034	0.045	0.050
						Feed (mm/min)	271	337	439	349	388	
	ALLOY STEELS 4140, 4150, 4320, 5120, 5150, 8630, 86L20, 50100	≤ 275 Bhn or ≤ 28 HR	Profile 	≤ 0.5	≤ 1.5	111	RPM	5897	3538	2949	1769	1415
						(89-134)	Fz	0.010	0.021	0.026	0.035	0.038
						Feed (mm/min)	177	223	307	248	269	
			Slot 	1	≤ 1	90	RPM	4766	2860	2383	1430	1144
						(72-108)	Fz	0.010	0.021	0.026	0.035	0.038
						Feed (mm/min)	143	180	248	200	217	
H	TOOL STEELS A2, D2, H13, L2, M2, P20, S7, T15, W2	≤ 250 Bhn or ≤ 24 HRc	Profile 	≤ 0.5	≤ 1.5	105	RPM	5574	3344	2787	1672	1338
						(84-126)	Fz	0.014	0.024	0.036	0.048	0.053
						Feed (mm/min)	234	241	401	321	355	
			Slot 	1	≤ 1	84	RPM	4443	2666	2222	1333	1066
						(67-101)	Fz	0.014	0.024	0.036	0.048	0.053
						Feed (mm/min)	187	192	320	256	283	
K	CAST IRONS Gray, Malleable, Ductile	≤ 220 Bhn or ≤ 19 HRc	Profile 	≤ 0.5	≤ 1.5	111	RPM	5897	3538	2949	1769	1415
						(89-134)	Fz	0.019	0.040	0.048	0.064	0.070
						Feed (mm/min)	336	425	566	453	495	
			Slot 	1	≤ 1	90	RPM	4766	2860	2383	1430	1144
						(72-108)	Fz	0.019	0.040	0.048	0.064	0.070
						Feed (mm/min)	272	343	458	366	400	

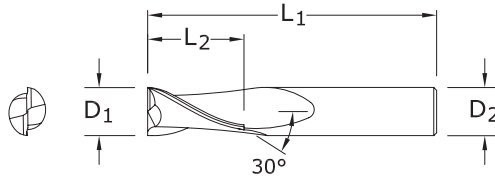
Bhn (Brinell) HRc (Rockwell C)
 rpm = (Vc x 1000) / (D₁ x 3.14)
 mm/min = Fz x number of flutes x rpm
 reduce speed and feed for materials harder than listed
 refer to the SGS Tool Wizard for complete technical information (www.kyocera-sgstool.com)

METRIC

2 Flute High Shear End Mills



52M
METRIC SERIES



TOLERANCES (mm)

$D_1 = +0,000/-0,050$

$D_2 = h_6$

CUTTING DIAMETER D_1	LENGTH OF CUT L_2	OVERALL LENGTH L_1	SHANK DIAMETER D_2	EDP NO.		STOCK
				UNCOATED	Ti-NAMITE-C (TiCN)	
3,0	7,0	38,0	3,0	45277	49829	●
3,5	7,0	57,0	6,0	45279	49830	●
4,0	8,0	57,0	6,0	45281	49831	●
4,5	8,0	57,0	6,0	45283	49832	●
5,0	10,0	57,0	6,0	45285	49833	●
6,0	10,0	57,0	6,0	45287	49834	●
8,0	16,0	63,0	8,0	45289	49835	●
10,0	19,0	72,0	10,0	45291	49836	●
12,0	22,0	83,0	12,0	45293	49837	●
14,0	22,0	83,0	14,0	45295	49838	●
16,0	26,0	92,0	16,0	45297	49839	●
20,0	32,0	104,0	20,0	45299	49840	●

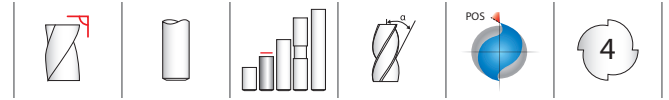
NON-FERROUS

PLASTICS/COMPOSITES

- U.S. Stock Standard
- NOT STOCKED—
Call for Delivery

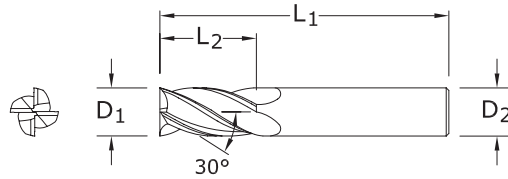
For patent information
visit www.kyocera-sgstoool.com/patents

4 Flute High Shear End Mills



TOLERANCES (mm)

$D_1 = +0,000/-0,050$
 $D_2 = h_6$



54M
 METRIC SERIES

CUTTING DIAMETER D_1	LENGTH OF CUT L_2	OVERALL LENGTH L_1	SHANK DIAMETER D_2	EDP NO.		STOCK
				UNCOATED	Ti-NAMITE-C (TiCN)	
3,0	8,0	38,0	3,0	45477	45478	●
3,5	10,0	57,0	6,0	45479	45480	●
4,0	11,0	57,0	6,0	45481	45482	●
4,5	11,0	57,0	6,0	45483	45484	●
5,0	13,0	57,0	6,0	45485	45486	●
6,0	13,0	57,0	6,0	45487	45488	●
8,0	19,0	63,0	8,0	45489	45490	●
10,0	22,0	72,0	10,0	45491	45492	●
12,0	26,0	83,0	12,0	45493	45494	●
14,0	26,0	83,0	14,0	45495	45496	●
16,0	32,0	92,0	16,0	45497	45498	●
20,0	38,0	104,0	20,0	45499	45500	●

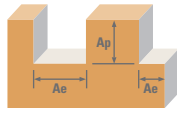
- NON-FERROUS
- PLASTICS/COMPOSITES

- U.S. Stock Standard
- NOT STOCKED—
Call for Delivery

For patent information
 visit www.kyocera-sgstool.com/patents

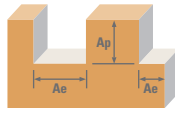
2 Flute: High Shear End Mills

4 Flute: High Shear End Mills



Series 52M, 54M Metric	Hardness	Flutes	Ae x D ₁	Ap x D ₁	Vc (m/min)	Diameter (D ₁) (mm)							
						3	6	10	12	20	25		
ALUMINUM ALLOYS 2024, 5052, 5086, 6061, 6063, 7075	≤ 150 Bhn or ≤ 7 HRc	Profile 	2	≤ 0.3	≤ 1.5	415	RPM	43947	21973	13184	10987	6592	5274
						(332-497)	Fz	0.0166	0.043	0.091	0.110	0.147	0.160
							Feed (mm/min)	1459	1890	2399	2417	1938	1688
		4	≤ 0.3	≤ 1.5	332	RPM	35222	17611	10567	8806	5283	4227	
					(266-399)	Fz	0.0151	0.041	0.085	0.101	0.133	0.148	
						Feed (mm/min)	1064	1444	1796	1779	1405	1251	
	Slot 	2	1	≤ 1	125	RPM	13249	6624	3975	3312	1987	1590	
					(100-150)	Fz	0.0151	0.041	0.085	0.101	0.133	0.148	
						Feed (mm/min)	400	543	676	669	529	471	
		4	1	≤ 0.25	180	RPM	19065	9533	5720	4766	2860	2288	
					(144-216)	Fz	0.0094	0.024	0.053	0.062	0.083	0.093	
						Feed (mm/min)	358	458	606	591	475	426	
ALUMINUM DIE CAST ALLOYS (HIGH SILICON) A-390, A-392, B-390	≤ 125 Bhn or ≤ 77 HRb	Profile 	2	≤ 0.3	≤ 1.5	155	RPM	16480	8240	4944	4120	2472	1978
						(124-187)	Fz	0.0166	0.043	0.091	0.110	0.147	0.160
							Feed (mm/min)	547	709	900	906	727	633
		4	≤ 0.3	≤ 1.5	125	RPM	13249	6624	3975	3312	1987	1590	
					(100-150)	Fz	0.0151	0.041	0.085	0.101	0.133	0.148	
						Feed (mm/min)	400	543	676	669	529	471	
	Slot 	2	1	≤ 1	145	RPM	15349	7675	4605	3837	2302	1842	
					(116-174)	Fz	0.0086	0.024	0.048	0.058	0.077	0.085	
						Feed (mm/min)	264	368	442	445	355	313	
		4	1	≤ 0.25	72	RPM	7594	3797	2278	1898	1139	911	
					(57-86)	Fz	0.0094	0.024	0.053	0.062	0.083	0.093	
						Feed (mm/min)	143	182	241	235	189	169	
Slot 	2	1	≤ 1	58	RPM	6140	3070	1842	1535	921	737		
				(46-69)	Fz	0.0086	0.024	0.048	0.058	0.077	0.085		
					Feed (mm/min)	106	147	177	178	142	125		
	4	1	≤ 0.25	72	RPM	7594	3797	2278	1898	1139	911		
				(57-86)	Fz	0.0094	0.024	0.053	0.062	0.083	0.093		
					Feed (mm/min)	143	182	241	235	189	169		
Slot 	2	1	≤ 1	58	RPM	6140	3070	1842	1535	921	737		
				(46-69)	Fz	0.0086	0.024	0.048	0.058	0.077	0.085		
					Feed (mm/min)	106	147	177	178	142	125		
	4	1	≤ 0.25	72	RPM	7594	3797	2278	1898	1139	911		
				(57-86)	Fz	0.0094	0.024	0.053	0.062	0.083	0.093		
					Feed (mm/min)	143	182	241	235	189	169		
Slot 	2	1	≤ 1	58	RPM	6140	3070	1842	1535	921	737		
				(46-69)	Fz	0.0086	0.024	0.048	0.058	0.077	0.085		
					Feed (mm/min)	106	147	177	178	142	125		
	4	1	≤ 0.25	72	RPM	7594	3797	2278	1898	1139	911		
				(57-86)	Fz	0.0094	0.024	0.053	0.062	0.083	0.093		
					Feed (mm/min)	143	182	241	235	189	169		
Slot 	2	1	≤ 1	58	RPM	6140	3070	1842	1535	921	737		
				(46-69)	Fz	0.0086	0.024	0.048	0.058	0.077	0.085		
					Feed (mm/min)	106	147	177	178	142	125		
	4	1	≤ 0.25	72	RPM	7594	3797	2278	1898	1139	911		
				(57-86)	Fz	0.0094	0.024	0.053	0.062	0.083	0.093		
					Feed (mm/min)	143	182	241	235	189	169		
Slot 	2	1	≤ 1	58	RPM	6140	3070	1842	1535	921	737		
				(46-69)	Fz	0.0086	0.024	0.048	0.058	0.077	0.085		
					Feed (mm/min)	106	147	177	178	142	125		
	4	1	≤ 0.25	72	RPM	7594	3797	2278	1898	1139	911		
				(57-86)	Fz	0.0094	0.024	0.053	0.062	0.083	0.093		
					Feed (mm/min)	143	182	241	235	189	169		
Slot 	2	1	≤ 1	58	RPM	6140	3070	1842	1535	921	737		
				(46-69)	Fz	0.0086	0.024	0.048	0.058	0.077	0.085		
					Feed (mm/min)	106	147	177	178	142	125		
	4	1	≤ 0.25	72	RPM	7594	3797	2278	1898	1139	911		
				(57-86)	Fz	0.0094	0.024	0.053	0.062	0.083	0.093		
					Feed (mm/min)	143	182	241	235	189	169		
Slot 	2	1	≤ 1	58	RPM	6140	3070	1842	1535	921	737		
				(46-69)	Fz	0.0086	0.024	0.048	0.058	0.077	0.085		
					Feed (mm/min)	106	147	177	178	142	125		
	4	1	≤ 0.25	72	RPM	7594	3797	2278	1898	1139	911		
				(57-86)	Fz	0.0094	0.024	0.053	0.062	0.083	0.093		
					Feed (mm/min)	143	182	241	235	189	169		
Slot 	2	1	≤ 1	58	RPM	6140	3070	1842	1535	921	737		
				(46-69)	Fz	0.0086	0.024	0.048	0.058	0.077	0.085		
					Feed (mm/min)	106	147	177	178	142	125		
	4	1	≤ 0.25	72	RPM	7594	3797	2278	1898	1139	911		
				(57-86)	Fz	0.0094	0.024	0.053	0.062	0.083	0.093		
					Feed (mm/min)	143	182	241	235	189	169		
Slot 	2	1	≤ 1	58	RPM	6140	3070	1842	1535	921	737		
				(46-69)	Fz	0.0086	0.024	0.048	0.058	0.077	0.085		
					Feed (mm/min)	106	147	177	178	142	125		
	4	1	≤ 0.25	72	RPM	7594	3797	2278	1898	1139	911		
				(57-86)	Fz	0.0094	0.024	0.053	0.062	0.083	0.093		
					Feed (mm/min)	143	182	241	235	189	169		
Slot 	2	1	≤ 1	58	RPM	6140	3070	1842	1535	921	737		
				(46-69)	Fz	0.0086	0.024	0.048	0.058	0.077	0.085		
					Feed (mm/min)	106	147	177	178	142	125		
	4	1	≤ 0.25	72	RPM	7594	3797	2278	1898	1139	911		
				(57-86)	Fz	0.0094	0.024	0.053	0.062	0.083	0.093		
					Feed (mm/min)	143	182	241	235	189	169		
Slot 	2	1	≤ 1	58	RPM	6140	3070	1842	1535	921	737		
				(46-69)	Fz	0.0086	0.024	0.048	0.058	0.077	0.085		
					Feed (mm/min)	106	147	177	178	142	125		
	4	1	≤ 0.25	72	RPM	7594	3797	2278	1898	1139	911		
				(57-86)	Fz	0.0094	0.024	0.053	0.062	0.083	0.093		
					Feed (mm/min)	143	182	241	235	189	169		
Slot 	2	1	≤ 1	58	RPM	6140	3070	1842	1535	921	737		
				(46-69)	Fz	0.0086	0.024	0.048	0.058	0.077	0.085		
					Feed (mm/min)	106	147	177	178	142	125		
	4	1	≤ 0.25	72	RPM	7594	3797	2278	1898	1139	911		
				(57-86)	Fz	0.0094	0.024	0.053	0.062	0.083	0.093		
					Feed (mm/min)	143	182	241	235	189	169		
Slot 	2	1	≤ 1	58	RPM	6140	3070	1842	1535	921	737		
				(46-69)	Fz	0.0086	0.024	0.048	0.058	0.077	0.085		
					Feed (mm/min)	106	147	177	178	142	125		
	4	1	≤ 0.25	72	RPM	7594	3797	2278	1898	1139	911		
				(57-86)	Fz	0.0094	0.024	0.053	0.062	0.083	0.093		
					Feed (mm/min)	143	182	241	235	189	169		
Slot 	2	1	≤ 1	58	RPM	6140	3070	1842	1535	921	737		
				(46-69)	Fz	0.0086	0.024	0.048	0.058	0.077	0.085		
					Feed (mm/min)	106	147	177	178	142	125		
	4	1	≤ 0.25	72	RPM	7594	3797	2278	1898	1139	911		
				(57-86)	Fz	0.0094	0.024	0.053	0.062	0.083	0.093		
					Feed (mm/min)	143	182	241	235	189	169		
Slot 	2	1	≤ 1	58	RPM	6140	3070	1842	1535	921	737		
				(46-69)	Fz	0.0086	0.024	0.048	0.058	0.077	0.085		
					Feed (mm/min)	106	147	177	178	142	125		
	4	1	≤ 0.25	72	RPM	7594	3797	2278	1898	1139	911		
				(57-86)	Fz	0.0094	0.024	0.053	0.062	0.083	0.093		
					Feed (mm/min)	143	182	241	235	189	169		
Slot 	2	1	≤ 1	58	RPM	6140	3070	1842	1535	921	737		
				(46-69)	Fz	0.0086	0.024	0.048	0.058	0.077	0.085		
					Feed (mm/min)	106	147	177	178	142	125		
	4	1	≤ 0.25	72	RPM	7594	3797	2278	1898	1139	911		
				(57-86)	Fz	0.0094	0.024	0.053	0.062	0.083	0.093		
					Feed (mm/min)	143	182	241	235	189	169		
Slot 	2	1	≤ 1	58	RPM	6140	3070	1842	1535	921	737		

2 Flute: High Shear End Mills 4 Flute: High Shear End Mills



Series 52M, 54M Metric	Hardness	Flutes	Ap x D1		Vc (m/min)	Diameter (D1) (mm)							
			Ae x D1	Ap x D1		3	6	10	12	20	25		
PLASTICS ABS, Polycarbonate, PVC, Polypropylene	Profile 	2	≤ 0.3	≤ 1.5	488	RPM	51702	25851	15511	12926	7755	6204	
					Fz	0.0264	0.072	0.149	0.178	0.237	0.250		
		4	≤ 0.3	≤ 1.5	(390-585)	Feed (mm/min)	2730	3723	4622	4601	3676	3102	
					5460	7445	9244	9203	7352	6204			
	Slot 	2	1	≤ 1	390	RPM	41362	20681	12409	10340	6204	4963	
					Fz	0.0240	0.065	0.136	0.163	0.210	0.238		
		4	1	≤ 0.25	(312-468)	Feed (mm/min)	1985	2689	3375	3371	2606	2363	
					3971	5377	6750	6742	5212	4725			
	PLASTICS Fiberglass, Glass Filled	Profile 	2	≤ 0.3	≤ 1.5	219	RPM	23266	11633	6980	5816	3490	2792
						Fz	0.0197	0.053	0.109	0.132	0.173	0.190	
4			≤ 0.3	≤ 1.5	(176-263)	Feed (mm/min)	917	1233	1522	1536	1208	1061	
					1833	2466	3043	3071	2415	2122			
Slot 		2	1	≤ 1	175	RPM	18580	9290	5574	4645	2787	2230	
					Fz	0.0180	0.048	0.101	0.120	0.160	0.175		
		4	1	≤ 0.25	(140-210)	Feed (mm/min)	669	892	1126	1115	892	780	
					1338	1784	2252	2230	1784	1561			

Bhn (Brinell) HRc (Rockwell C) HRb (Rockwell B)
 rpm = (Vc x 1000) / (D1 x 3.14)
 mm/min = Fz x number of flutes x rpm
 reduce speed and feed for materials harder than listed
 reduce feed and Ae when finish milling (.02 x D1 maximum)
 refer to the SGS Tool Wizard for complete technical information (www.kyocera-sgstool.com)

High Performance Drills



Hole Making

HIGH PERFORMANCE DRILLS	SERIES	DESCRIPTION	PAGE
Hi-PerCarb	135 (3xD)	2 Flute External Coolant Double Margin 3xD	231
	135 (5xD)	2 Flute External Coolant Double Margin 5xD	240
	131N (5xD)	3 Flute External Coolant Triple Margin 5xD	250
Ice-Carb	140 (5xD)	2 Flute Internal Coolant 5xD	256
	140 (8xD)	2 Flute Internal Coolant 8xD	264
CFRP 8 Facet	120	2 Flute External Coolant Double Margin CFRP	272

Speed & Feed Recommendations listed after each series

Taladrado

TALADROS DE ALTO RENDIMIENTO	SERIE	DESCRIPCIÓN	PÁGINA
Hi-PerCarb	135 (3xD)	2 filos, refrigerante externo, doble margen, 3xD	231
	135 (5xD)	2 filos, refrigerante externo, doble margen, 5xD	240
	131N (5xD)	3 filos, refrigerante externo, triple margen, 5xD	250
Ice-Carb	140 (5xD)	2 filos, refrigerante interno, 5xD	256
	140 (8xD)	2 filos, refrigerante interno, 8xD	264
De 8 caras CFRP	120	2 filos, refrigerante externo, doble margen, CFRP	272

Recomendaciones de velocidades y avances mostradas tras cada serie

Outils de perçage

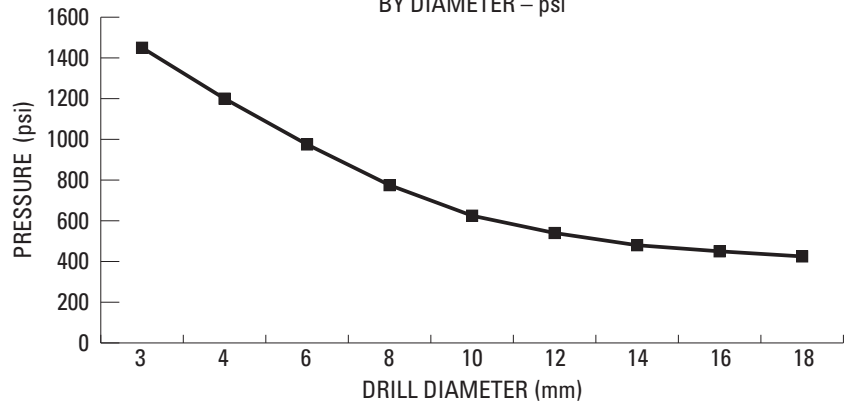
FORETS HAUTE PERFORMANCE	SÉRIES	DESCRIPTION	PAGE
Hi-PerCarb	135 (3xD)	2 dents refroidissement externe à double listel 3xD	231
	135 (5xD)	2 dents refroidissement externe à double listel 5xD	240
	131N (5xD)	3 dents refroidissement externe à triple listel 5xD	250
Ice-Carb	140 (5xD)	2 dents refroidissement interne 5xD	256
	140 (8xD)	2 dents refroidissement interne 8xD	264
CFRP à 8 facettes	120	2 dents refroidissement externe à double listel CFRP	272

Recommandations de vitesse et avance indiquées après chaque série

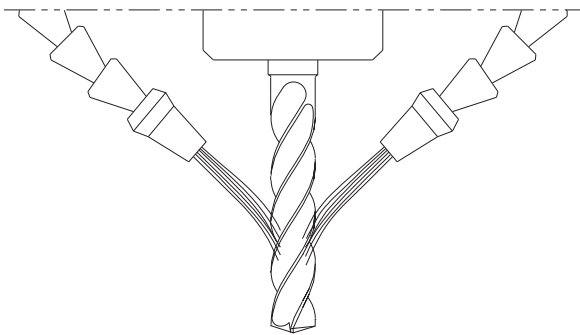
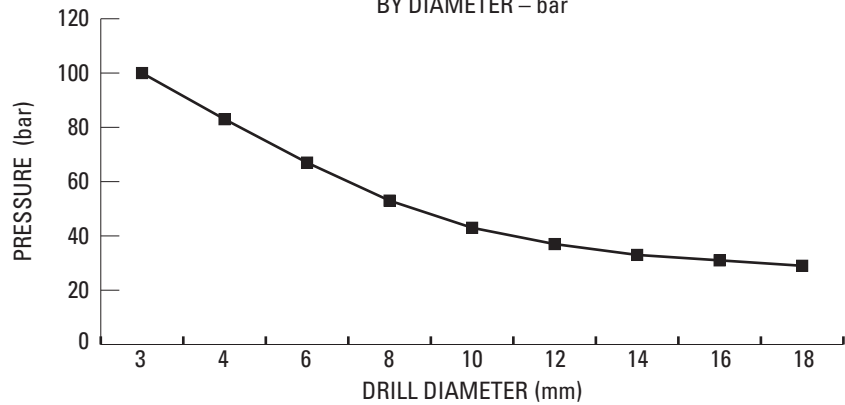
Drilling Operations Coolant Recommendations

- Coolant works to mobilize chips away from the cut zone, reduce the heat created during the cutting process and minimize friction.
- It is important to optimize the coolant pressure and position in order to gain the full benefits coolant offers the cutting process.
- Proper coolant application promotes greater operating parameters, greater material removal rates, improved surface finishes, predictable tool life, reduced power consumption and reduced cycle times.
- Pressure is important, but more importantly is consistency of the pressure and application onto the tool; intermittent cooling of carbide leads to thermal stressing of the material and the formation of “microcracks.”
- Proper cleanliness and filtration of coolants is important in order for the coolant to maintain its beneficial properties, and also to avoid a reduction in coolant pressure or the possibility of clogging the coolant channels in coolant through drills.

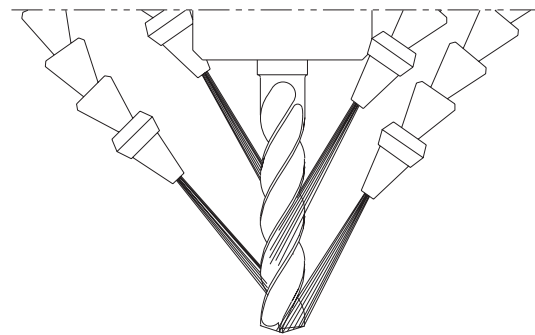
RECOMMENDED COOLANT PRESSURE
BY DIAMETER – psi



RECOMMENDED COOLANT PRESSURE
BY DIAMETER – bar



LARGE TIP – LOW VELOCITY
NO COVERAGE AT MAXIMUM DEPTH



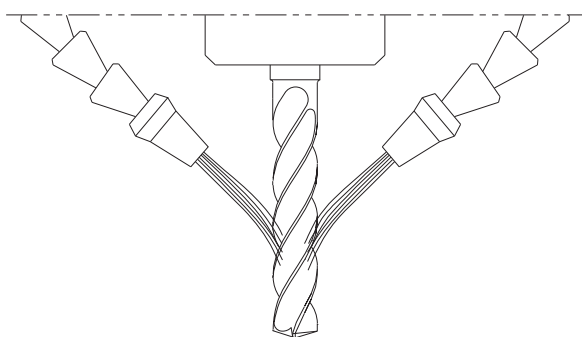
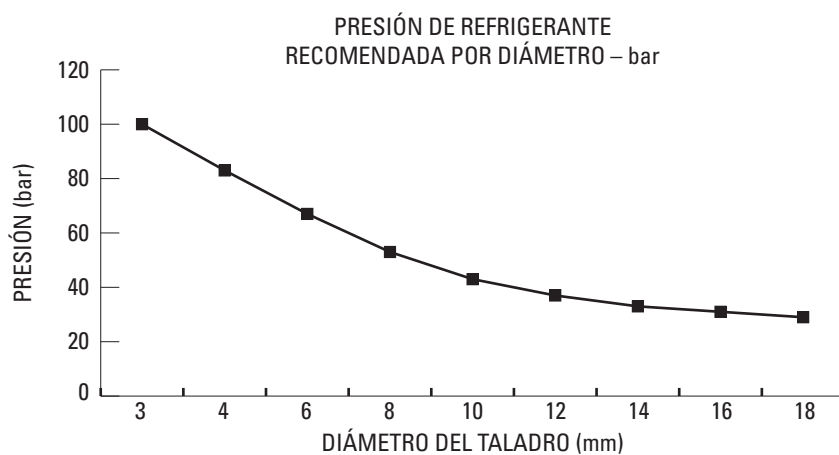
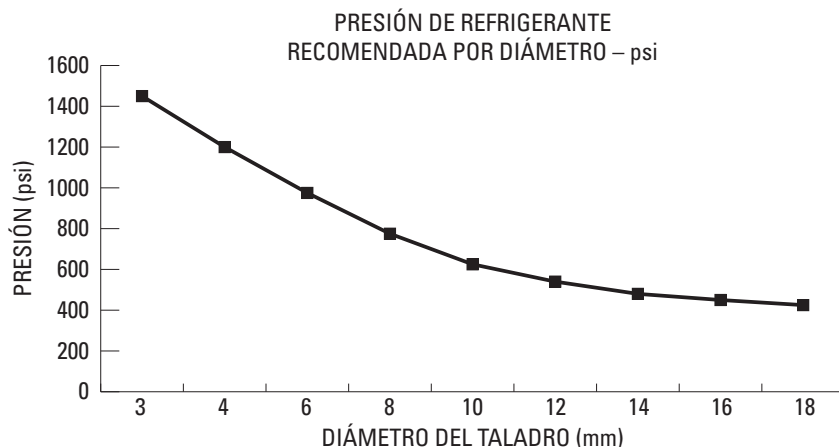
SMALL TIP – HIGH VELOCITY
COMPLETE COVERAGE

- Reducing the nozzle size helps maximize the cooling benefits of the unique double margin design on the Hi-PerCarb drill by increasing velocity. Aim the nozzles in line with the secondary flute located between the two margins as well as the flute for best results.

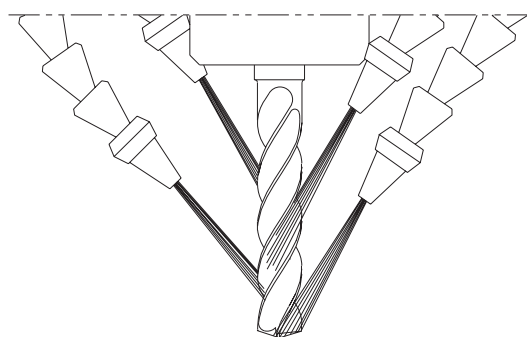
Operaciones de taladrado

Refrigerantes recomendados

- El líquido refrigerante actúa movilizandando las virtutas fuera de la zona de corte, disminuyendo el calor generado durante el proceso de corte y minimizando la fricción.
- Es importante optimizar la presión del refrigerante y la posición para poder obtener todos los beneficios del refrigerante durante el proceso de corte.
- Una aplicación apropiada del refrigerante fomenta mayores parámetros de operación, mayores índices de eliminación de material, acabados de superficie mejorados, una duración de la herramienta más predecible, bajo consumo de energía y un tiempo de ciclo reducido.
- La presión es importante pero lo es más la estabilidad de la presión y la aplicación en la herramienta; la refrigeración intermitente del carburo conlleva un estrés térmico del material y la formación de "microfisuras".
- La limpieza adecuada y la filtración de refrigerantes es importante para que el mismo mantenga sus propiedades beneficiosas, y también para evitar una reducción en la presión o la posibilidad de obstruir los canales del refrigerante del taladro.



PUNTA GRANDE – BAJA VELOCIDAD
SIN ALCANCE A PROFUNDIDAD MÁXIMA



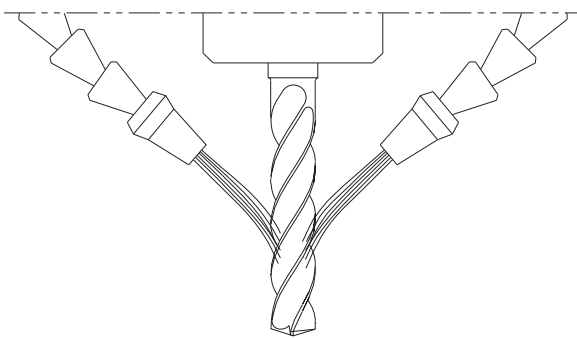
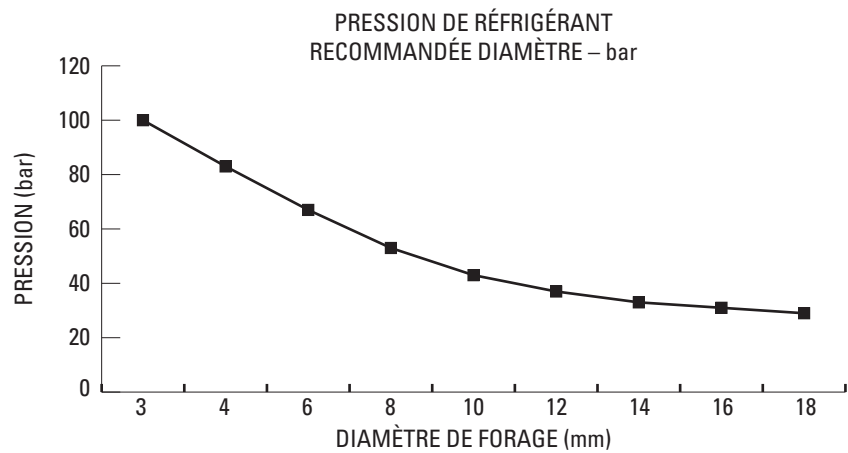
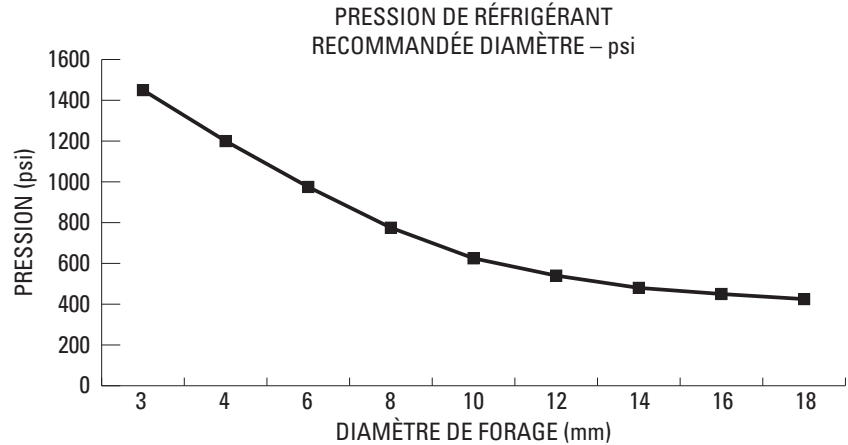
PUNTA PEQUEÑA – ALTA VELOCIDAD
COMPLETO ALCANCE

- Reducir el tamaño de la boquilla ayuda a maximizar los beneficios de refrigeración del exclusivo diseño de doble margen del taladro Hi-PerCarb aumentando la velocidad. Coloque las boquillas en línea con el segundo filo que se encuentra entre los dos márgenes y también el filo para obtener mejores resultados.

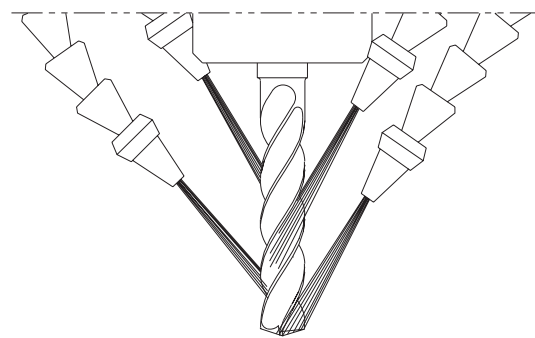
Opérations de forage

Recommandations en matière de refroidissement

- Le réfrigérant sert à éloigner les copeaux de la zone de coupe, à réduire la chaleur dégagée durant la coupe et à minimiser la friction.
- Il est important d'optimiser la pression et la position du réfrigérant pour en retirer les bénéfices maximums durant la coupe.
- L'application adéquate de réfrigérant se traduit par des paramètres opératoires supérieurs, des taux d'élimination supérieurs des matériaux, de plus belles finitions des surfaces, une durée de vie des outils prévisible, moins de consommation d'énergie et des temps de cycle réduits.
- La pression est importante, mais une pression régulière et l'application sur l'outil sont des facteurs encore plus importants ; le refroidissement intermittent du carbure se traduit par des contraintes thermiques pour le matériau et la formation de microfissures.
- La propreté et le filtrage adéquats des réfrigérants sont importants pour qu'ils conservent leur propriétés, mais aussi pour éviter la réduction de pression du réfrigérant ou le risque d'obturation des conduits à réfrigérant dans les perceuses à réfrigérant intégré.



POINTE LARGE – BASSE VITESSE
PAS DE COUVERTURE À LA PROFONDEUR MAXIMUM



POINTE FINE – GRANDE VITESSE
COUVERTURE COMPLÈTE

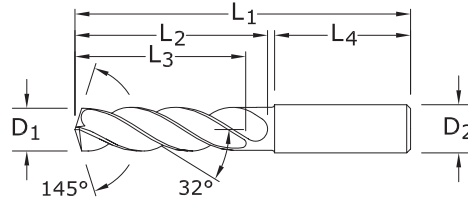
- La réduction de la taille de l'embout permet de maximiser les bienfaits du refroidissement du concept à double listel original de la perceuse Hi-PerCarb en augmentant la vitesse. Pour les meilleurs résultats, orientez les embouts dans l'axe de la goujure secondaire située entre les deux listels, de même que la goujure primaire.



3xD



2



TOLERANCES (inch)

≤.1181 DIAMETER

D₁ = +.00008/+0.00047

D₂ = h₆

>.1181-.2362 DIAMETER

D₁ = +.00016/+0.00063

D₂ = h₆

>.2362-.3937 DIAMETER

D₁ = +.00024/+0.00083

D₂ = h₆

>.3937-.7087 DIAMETER

D₁ = +.00028/+0.00098

D₂ = h₆

>.7087-1.1811 DIAMETER

D₁ = +.00031/+0.00114

D₂ = h₆

TOLERANCES (mm)

≤3 DIAMETER

D₁ = +0,002/+0,012

D₂ = h₆

>3-6 DIAMETER

D₁ = +0,004/+0,016

D₂ = h₆

>6-10 DIAMETER

D₁ = +0,006/+0,021

D₂ = h₆

>10-18 DIAMETER

D₁ = +0,007/+0,025

D₂ = h₆

>18-30 DIAMETER

D₁ = +0,008/+0,029

D₂ = h₆

STEELS

STAINLESS STEELS

CAST IRON

HIGH TEMP ALLOYS

TITANIUM

NON-FERROUS

HARDENED STEELS

● U.S. Stock Standard

■ NOT STOCKED—
Call for Delivery

For patent information
visit www.kyocera-sgstoool.com/patents

135 3xD
FRACTIONAL & METRIC SERIES

CUTTING DIA.	DECIMAL EQUIV.	METRIC EQUIV.	TAP SIZE REFERENCE ONLY	SHANK DIA.	OVERALL LENGTH	FLUTE LENGTH	CLEARED LENGTH	SHANK LENGTH	Ti-NAMITE-A (AITIN)	STOCK
D ₁				D ₂	L ₁	L ₂	L ₃	L ₄	EDP NO.	
1/64	0.0156	0.40		1/8	1-1/2	1/8	5/64	1	51752*	●
1/32	0.0312	0.79		1/8	1-1/2	1/4	3/16	1	51269*	●
3/64	0.0469	1.19	1/16-64	1/8	1-1/2	3/8	5/16	1	51270*	●
1,25 mm	0.0492			3,0	38,0	9,5	8,0	25,0	64500*	●
1,45 mm	0.0571			3,0	38,0	9,5	8,0	25,0	64501*	●
#53	0.0595	1.51		1/8	1-1/2	3/8	5/16	1	64502*	●
1/16	0.0625	1.59	5/64-60	1/8	2	7/16	3/8	1-1/4	51271*	●
1,6 mm	0.0630			3,0	50,0	11,0	9,0	32,0	64503*	●
1,75 mm	0.0689			3,0	50,0	11,0	9,0	32,0	64504*	●
#50	0.0700	1.78		1/8	2	7/16	3/8	1-1/4	64505*	●
5/64	0.0781	1.98		1/8	2	1/2	7/16	1-1/4	51272*	●
#47	0.0785	1.99		1/8	2	1/2	7/16	1-1/4	64506*	●
2,05 mm	0.0807			3,0	50,0	12,0	11,0	32,0	64507*	●
#46	0.0810	2.06		1/8	2	1/2	7/16	1-1/4	64508*	●
#43	0.0890	2.26	5-40	1/8	2	1/2	7/16	1-1/4	64509*	●
#42	0.0935	2.37		1/8	2	1/2	7/16	1-1/4	64510*	●
3/32	0.0938	2.38	1/8-32	1/8	2	1/2	7/16	1-1/4	51273	●
#40	0.0980	2.49		1/8	2	9/16	1/2	1-1/4	51274	●
2,5 mm	0.0984			3,0	50,0	14,0	12,0	32,0	64511	●
#39	0.0995	2.53		1/8	2	9/16	1/2	1-1/4	51753	●
#38	0.1015	2.58	5-40	1/8	2	9/16	1/2	1-1/4	51754	●
#37	0.1040	2.64	5-44	1/8	2	9/16	1/2	1-1/4	51755	●
#36	0.1065	2.71	6-32	1/8	2	9/16	1/2	1-1/4	51756	●
7/64	0.1094	2.78		1/8	2	5/8	9/16	1-1/4	51275	●
#35	0.1100	2.79		1/8	2	5/8	9/16	1-1/4	51276	●
#34	0.1110	2.82		1/8	2	5/8	9/16	1-1/4	51277	●
#33	0.1130	2.87	6-40	1/8	2	5/8	9/16	1-1/4	51757	●
2,9 mm	0.1142			3,0	50,0	16,0	14,0	32,0	64512	●
#32	0.1160	2.95		1/8	2	5/8	9/16	1-1/4	51758	●
3,0 mm	0.1181			6,0	62,0	20,0	17,0	36,0	63155	●
#31	0.1200	3.05	M3,5 X 0,35	1/8	2	5/8	9/16	1-1/4	51759	●
3,1 mm	0.1220			6,0	62,0	20,0	17,0	36,0	63741	●
1/8	0.1250	3.18		1/4	2-1/2	3/4	21/32	1-7/16	51330	●
3,2 mm	0.1260			6,0	62,0	20,0	17,0	36,0	63156	●
#30	0.1285	3.26		1/4	2-1/2	3/4	21/32	1-7/16	51278	●
3,3 mm	0.1299		M4 X 0,7	6,0	62,0	20,0	17,0	36,0	63157	●
3,4 mm	0.1339			6,0	62,0	20,0	17,0	36,0	63158	●
#29	0.1360	3.45	8-32,8-36	1/4	2-1/2	3/4	21/32	1-7/16	51331	●
3,5 mm	0.1378		M4 X 0,5	6,0	62,0	20,0	17,0	36,0	63159	●
#28	0.1405	3.57	8-40	1/4	2-1/2	3/4	21/32	1-7/16	51760	●
9/64	0.1406	3.57		1/4	2-1/2	3/4	21/32	1-7/16	51332	●
3,6 mm	0.1417		M4 X 0,35	6,0	62,0	20,0	17,0	36,0	63160	●
#27	0.1440	3.66	M4.5 X 0,75	1/4	2-1/2	3/4	21/32	1-7/16	51761	●
3,7 mm	0.1457			6,0	62,0	20,0	17,0	36,0	63161	●

continued on next page

*Single Margin

Hi-PerCarb



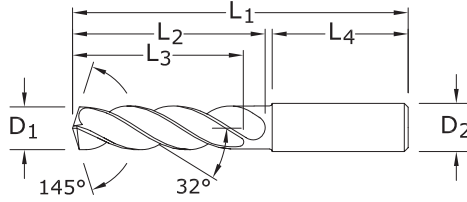
3xD



2

135 3xD

FRACTIONAL & METRIC SERIES



- Double margin design improves accuracy and surface finish along with increased strength for aggressive drilling
- Specialized self-centering notched point eliminates the need for spot drilling decreasing thrust and deflection
- Engineered edge protection improves edge strength and reduces edge fatigue allowing for increased feed rates
- Recommended for materials ≤ 56 HRc (≤ 577 Bhn)

CUTTING DIA.	DECIMAL EQUIV.	METRIC EQUIV.	TAP SIZE REFERENCE ONLY	SHANK DIA.	OVERALL LENGTH	FLUTE LENGTH	CLEARED LENGTH	SHANK LENGTH	Ti-NAMITE-A (AITiN)	EDP NO.	STOCK
D ₁				D ₂	L ₁	L ₂	L ₃	L ₄			
#26	0.1470	3.73	3/16-24	1/4	2-1/2	3/4	21/32	1-7/16	51762	●	
#25	0.1495	3.80	10-24	1/4	2-5/8	7/8	23/32	1-7/16	51333	●	
3,8 mm	0.1496			6,0	66,0	24,0	21,0	36,0	63742	●	
#24	0.1520	3.86	10-28	1/4	2-5/8	7/8	23/32	1-7/16	51763	●	
3,9 mm	0.1535			6,0	66,0	24,0	21,0	36,0	63743	●	
#23	0.1540	3.91		1/4	2-5/8	7/8	23/32	1-7/16	51764	●	
5/32	0.1562	3.97		1/4	2-5/8	7/8	23/32	1-7/16	51334	●	
#22	0.1570	3.99	10-30	1/4	2-5/8	7/8	23/32	1-7/16	51765	●	
4,0 mm	0.1575		M4,5 X 0,5	6,0	66,0	24,0	21,0	36,0	63162	●	
#21	0.1590	4.04	10-32	1/4	2-5/8	7/8	23/32	1-7/16	51335	●	
#20	0.1610	4.09	13/64-24	1/4	2-5/8	7/8	23/32	1-7/16	51279	●	
4,1 mm	0.1614			6,0	66,0	24,0	21,0	36,0	63744	●	
4,2 mm	0.1654		M5 / M5 X 0,75	6,0	66,0	24,0	21,0	36,0	63163	●	
#19	0.1660	4.22		1/4	2-5/8	7/8	23/32	1-7/16	51766	●	
4,3 mm	0.1693			6,0	66,0	24,0	21,0	36,0	63164	●	
#18	0.1695	4.31		1/4	2-5/8	7/8	23/32	1-7/16	51767	●	
11/64	0.1719	4.37		1/4	2-5/8	7/8	23/32	1-7/16	51336	●	
#17	0.1730	4.39		1/4	2-5/8	7/8	23/32	1-7/16	51768	●	
4,4 mm	0.1732			6,0	66,0	24,0	21,0	36,0	63745	●	
#16	0.1770	4.50	12-24	1/4	2-5/8	7/8	23/32	1-7/16	51769	●	
4,5 mm	0.1772		M5 X 0,5	6,0	66,0	24,0	21,0	36,0	63165	●	
#15	0.1800	4.57		1/4	2-5/8	7/8	23/32	1-7/16	51770	●	
4,6 mm	0.1811		12-28	6,0	66,0	24,0	21,0	36,0	63166	●	
#14	0.1820	4.62		1/4	2-5/8	7/8	23/32	1-7/16	51771	●	
#13	0.1850	4.70	12-32	1/4	2-5/8	7/8	23/32	1-7/16	51772	●	
4,7 mm	0.1850			6,0	66,0	24,0	21,0	36,0	63746	●	
3/16	0.1875	4.76		1/4	2-5/8	1	53/64	1-7/16	51337	●	
#12	0.1890	4.80	7/32-32	1/4	2-5/8	1	53/64	1-7/16	51773	●	
4,8 mm	0.1890			6,0	66,0	28,0	24,0	36,0	63167	●	
#11	0.1910	4.85		1/4	2-5/8	1	53/64	1-7/16	51774	●	
4,9 mm	0.1929			6,0	66,0	28,0	24,0	36,0	63747	●	
#10	0.1935	4.91	14-20	1/4	2-5/8	1	53/64	1-7/16	51775	●	
#9	0.1960	4.98		1/4	2-5/8	1	53/64	1-7/16	51776	●	
5,0 mm	0.1969		M6 X 1	6,0	66,0	28,0	24,0	36,0	63168	●	
#8	0.1990	5.05		1/4	2-5/8	1	53/64	1-7/16	51777	●	
5,1 mm	0.2008			6,0	66,0	28,0	24,0	36,0	63748	●	
#7	0.2010	5.11	1/4-20	1/4	2-5/8	1	53/64	1-7/16	51338	●	
13/64	0.2031	5.16		1/4	2-5/8	1	53/64	1-7/16	51339	●	
#6	0.2040	5.18		1/4	2-5/8	1	53/64	1-7/16	51778	●	
5,2 mm	0.2047		M6 X 0,75	6,0	66,0	28,0	24,0	36,0	63749	●	
#5	0.2055	5.22		1/4	2-5/8	1	53/64	1-7/16	51779	●	
5,25 mm	0.2067			6,0	66,0	28,0	24,0	36,0	63169	●	
5,3 mm	0.2087			6,0	66,0	28,0	24,0	36,0	63170	●	
#4	0.2090	5.31	1/4-24	1/4	2-5/8	1	53/64	1-7/16	51780	●	
5,4 mm	0.2126			6,0	66,0	28,0	24,0	36,0	63750	●	
#3	0.2130	5.41	1/4-28	1/4	2-5/8	1	53/64	1-7/16	51340	●	
5,5 mm	0.2165		M6 X 0,5	6,0	66,0	28,0	24,0	36,0	63171	●	

continued on next page

TOLERANCES (inch)

≤.1181 DIAMETER
 D₁ = +.00008/+0.00047
 D₂ = h₆

>.1181-.2362 DIAMETER
 D₁ = +.00016/+0.00063
 D₂ = h₆

>.2362-.3937 DIAMETER
 D₁ = +.00024/+0.00083
 D₂ = h₆

>.3937-.7087 DIAMETER
 D₁ = +.00028/+0.00098
 D₂ = h₆

>.7087-1.1811 DIAMETER
 D₁ = +.00031/+0.00114
 D₂ = h₆

TOLERANCES (mm)

≤3 DIAMETER
 D₁ = +0,002/+0,012
 D₂ = h₆

>3-6 DIAMETER
 D₁ = +0,004/+0,016
 D₂ = h₆

>6-10 DIAMETER
 D₁ = +0,006/+0,021
 D₂ = h₆

>10-18 DIAMETER
 D₁ = +0,007/+0,025
 D₂ = h₆

>18-30 DIAMETER
 D₁ = +0,008/+0,029
 D₂ = h₆

- STEELS
- STAINLESS STEELS
- CAST IRON
- HIGH TEMP ALLOYS
- TITANIUM
- NON-FERROUS
- HARDENED STEELS

- U.S. Stock Standard
- NOT STOCKED—
Call for Delivery

For patent information visit www.kyocera-sgstool.com/patents



135 3xD

FRACTIONAL & METRIC SERIES

CUTTING DIA.	DECIMAL EQUIV.	METRIC EQUIV.	TAP SIZE REFERENCE ONLY	SHANK DIA.	OVERALL LENGTH		FLUTE LENGTH			CLEARED LENGTH	SHANK LENGTH	Ti-NAMITE-A (AITiN)	STOCK
					D ₂	L ₁	L ₂	L ₃	L ₄				
D ₁	7/32	0.2188	5.56	1/4-32	1/4	2-5/8	1	53/64	1-7/16	51341	●		
5,6 mm	0.2205				6,0	66,0	28,0	24,0	36,0	63751	●		
#2	0.2210	5.61			1/4	2-5/8	1	53/64	1-7/16	51781	●		
5,7 mm	0.2244				6,0	66,0	28,0	24,0	36,0	63752	●		
#1	0.2280	5.79			1/4	2-5/8	1	53/64	1-7/16	51782	●		
5,8 mm	0.2283				6,0	66,0	28,0	24,0	36,0	63172	●		
5,9 mm	0.2323				6,0	66,0	28,0	24,0	36,0	63753	●		
A	0.2340	5.94			1/4	2-5/8	1	53/64	1-7/16	51601	●		
15/64	0.2344	5.95			1/4	2-5/8	1	53/64	1-7/16	51342	●		
6,0	0.2362	6.00	M7 X 1		6,0	66,0	28,0	24,0	36,0	63173	●		
B	0.2380	6.05			1/4	3-1/8	1-5/16	1-3/64	1-7/16	51602	●		
6,1 mm	0.2402				8,0	79,0	34,0	28,0	36,0	63754	●		
C	0.2420	6.15			1/4	3-1/8	1-5/16	1-3/64	1-7/16	51603	●		
6,2 mm	0.2441				8,0	79,0	34,0	28,0	36,0	63755	●		
D	0.2460	6.25			1/4	3-1/8	1-5/16	1-3/64	1-7/16	51604	●		
6,25 mm	0.2461		M7 X 0,75		8,0	79,0	34,0	28,0	36,0	63174	●		
6,3 mm	0.2480				8,0	79,0	34,0	28,0	36,0	63756	●		
1/4	0.2500	6.35			1/4	3-1/8	1-5/16	1-3/64	1-7/16	51343	●		
E	0.2500	6.35			1/4	3-1/8	1-5/16	1-3/64	1-7/16	51605	●		
6,4 mm	0.2520				8,0	79,0	34,0	28,0	36,0	63175	●		
6,5 mm	0.2559				8,0	79,0	34,0	28,0	36,0	63213	●		
F	0.2570	6.53	5/16-18		5/16	3-1/8	1-5/16	1-3/64	1-7/16	51344	●		
6,6 mm	0.2598				8,0	79,0	34,0	28,0	36,0	63757	●		
G	0.2610	6.63			5/16	3-1/8	1-5/16	1-3/64	1-7/16	51606	●		
6,7 mm	0.2638				8,0	79,0	34,0	28,0	36,0	63758	●		
17/64	0.2656	6.75	5/16-20		5/16	3-1/8	1-5/16	1-3/64	1-7/16	51345	●		
H	0.2660	6.76			5/16	3-1/8	1-5/16	1-3/64	1-7/16	51607	●		
6,8 mm	0.2677		M8 X 1,25		8,0	79,0	34,0	28,0	36,0	63176	●		
6,9 mm	0.2717				8,0	79,0	34,0	28,0	36,0	63759	●		
I	0.2720	6.91	5/16-24		5/16	3-1/8	1-5/16	1-3/64	1-7/16	51346	●		
7,0 mm	0.2756		M8 X 1		8,0	79,0	34,0	28,0	36,0	63177	●		
J	0.2770	7.04			5/16	3-1/8	1-5/16	1-3/64	1-7/16	51608	●		
7,1 mm	0.2795				8,0	79,0	41,0	34,0	36,0	63760	●		
K	0.2810	7.14			5/16	3-1/8	1-9/16	1-3/16	1-7/16	51609	●		
9/32	0.2812	7.14	5/16-32		5/16	3-1/8	1-9/16	1-3/16	1-7/16	51347	●		
7,2 mm	0.2835				8,0	79,0	41,0	34,0	36,0	63761	●		
7,25 mm	0.2854		M8 X 0,75		8,0	79,0	41,0	34,0	36,0	63178	●		
7,3 mm	0.2874				8,0	79,0	41,0	34,0	36,0	63762	●		
L	0.2900	7.37			5/16	3-1/8	1-9/16	1-3/16	1-7/16	51610	●		
7,4 mm	0.2913				8,0	79,0	41,0	34,0	36,0	63763	●		
M	0.2950	7.49			5/16	3-1/8	1-9/16	1-3/16	1-7/16	51611	●		
7,5 mm	0.2953		M8 X 0,5		8,0	79,0	41,0	34,0	36,0	63179	●		
19/64	0.2969	7.54			5/16	3-1/8	1-9/16	1-3/16	1-7/16	51348	●		
7,6 mm	0.2992				8,0	79,0	41,0	34,0	36,0	63764	●		
N	0.3020	7.67			5/16	3-1/8	1-9/16	1-3/16	1-7/16	51612	●		
7,7 mm	0.3031				8,0	79,0	41,0	34,0	36,0	63765	●		
7,8 mm	0.3071		M9 X 1,25		8,0	79,0	41,0	34,0	36,0	63180	●		
7,9 mm	0.3110				8,0	79,0	41,0	34,0	36,0	63766	●		
5/16	0.3125	7.94	3/8-16		5/16	3-1/8	1-9/16	1-3/16	1-7/16	51349	●		
8,0 mm	0.3150		M9 x 1		8,0	79,0	41,0	34,0	36,0	63181	●		
O	0.3160	8.03			3/8	3-1/2	1-27/32	1-37/64	1-9/16	51613	●		
8,1 mm	0.3189				10,0	89,0	47,0	40,0	40,0	63767	●		
8,2 mm	0.3228				10,0	89,0	47,0	40,0	40,0	63768	●		
P	0.3230	8.20			3/8	3-1/2	1-27/32	1-37/64	1-9/16	51614	●		
8,3 mm	0.3268				10,0	89,0	47,0	40,0	40,0	63769	●		
21/64	0.3281	8.33	3/8-20		3/8	3-1/2	1-27/32	1-37/64	1-9/16	51350	●		
8,4 mm	0.3307				10,0	89,0	47,0	40,0	40,0	63182	●		
Q	0.3320	8.43	3/8-24		3/8	3-1/2	1-27/32	1-37/64	1-9/16	51351	●		
8,5 mm	0.3346		M10 X 1,5		10,0	89,0	47,0	40,0	40,0	63183	●		

CONTINUED

continued on next page

Hi-PerCarb



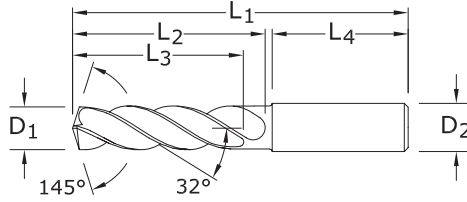
3xD



2

135 3xD

FRACTIONAL & METRIC SERIES



- Double margin design improves accuracy and surface finish along with increased strength for aggressive drilling
- Specialized self-centering notched point eliminates the need for spot drilling decreasing thrust and deflection
- Engineered edge protection improves edge strength and reduces edge fatigue allowing for increased feed rates
- Recommended for materials ≤ 56 HRc (≤ 577 Bhn)

CUTTING DIA.	DECIMAL EQUIV.	METRIC EQUIV.	TAP SIZE REFERENCE ONLY	SHANK DIA.	OVERALL LENGTH	FLUTE LENGTH	CLEARED LENGTH	SHANK LENGTH	Ti-NAMITE-A (AITiN)	EDP NO.	STOCK
D ₁				D ₂	L ₁	L ₂	L ₃	L ₄			
8,6 mm	0.3386			10,0	89,0	47,0	40,0	40,0	63770	●	
R	0.3425	8.61		3/8	3-1/2	1-27/32	1-37/64	1-9/16	51615	●	
8,7 mm	0.3425			10,0	89,0	47,0	40,0	40,0	63771	●	
11/32	0.3438	8.73	3/8-32	3/8	3-1/2	1-27/32	1-37/64	1-9/16	51352	●	
8,8 mm	0.3465		M10 X 1,25	10,0	89,0	47,0	40,0	40,0	63184	●	
S	0.3480	8.84		3/8	3-1/2	1-27/32	1-37/64	1-9/16	51616	●	
8,9 mm	0.3504			10,0	89,0	47,0	40,0	40,0	63772	●	
9,0 mm	0.3543		M10 X 1	10,0	89,0	47,0	40,0	40,0	63185	●	
T	0.3580	9.09		3/8	3-1/2	1-27/32	1-37/64	1-9/16	51617	●	
9,1 mm	0.3583			10,0	89,0	47,0	40,0	40,0	63773	●	
23/64	0.3594	9.13		3/8	3-1/2	1-27/32	1-37/64	1-9/16	51353	●	
9,2 mm	0.3622		M10 X 0,75	10,0	89,0	47,0	40,0	40,0	63774	●	
9,25 mm	0.3642	9.25		10,0	89,0	47,0	40,0	40,0	63186	●	
9,3 mm	0.3661			10,0	89,0	47,0	40,0	40,0	63775	●	
U	0.3680	9.35	7/16-14	3/8	3-1/2	1-27/32	1-37/64	1-9/16	51354	●	
9,4 mm	0.3701			10,0	89,0	47,0	40,0	40,0	63776	●	
9,5 mm	0.3740		M10 X 0,5	10,0	89,0	47,0	40,0	40,0	63187	●	
3/8	0.3750	9.53		3/8	3-1/2	1-27/32	1-37/64	1-9/16	51355	●	
V	0.3770	9.58		1/2	3-1/2	1-27/32	1-37/64	1-9/16	51618	●	
9,6 mm	0.3780			10,0	89,0	47,0	40,0	40,0	63777	●	
9,7 mm	0.3819			10,0	89,0	47,0	40,0	40,0	63778	●	
9,8 mm	0.3858			10,0	89,0	47,0	40,0	40,0	63779	●	
W	0.3860			1/2	3-1/2	1-27/32	1-37/64	1-9/16	51619	●	
9,9 mm	0.3898			10,0	89,0	47,0	40,0	40,0	63780	●	
25/64	0.3906	9.92	7/16-20	1/2	3-1/2	1-27/32	1-37/64	1-9/16	51356	●	
10,0 mm	0.3937			10,0	89,0	47,0	40,0	40,0	63188	●	
X	0.3970	10.08	7/16-24	1/2	4-1/16	2-3/16	1-51/64	1-49/64	51620	●	
10,1 mm	0.3976			12,0	102,0	55,0	45,0	45,0	63781	●	
10,2 mm	0.4016		M12 X 1,75	12,0	102,0	55,0	45,0	45,0	63189	●	
Y	0.4040	10.26	7/16-28	1/2	4-1/16	2-3/16	1-51/64	1-49/64	51621	●	
10,3 mm	0.4055			12,0	102,0	55,0	45,0	45,0	63782	●	
13/32	0.4062	10.32		1/2	4-1/16	2-3/16	1-51/64	1-49/64	51357	●	
10,4 mm	0.4094			12,0	102,0	55,0	45,0	45,0	63783	●	
Z	0.4130	10.49		1/2	4-1/16	2-3/16	1-51/64	1-49/64	51622	●	
10,5 mm	0.4134		M12 X 1,5	12,0	102,0	55,0	45,0	45,0	63190	●	
10,6 mm	0.4173			12,0	102,0	55,0	45,0	45,0	63784	●	
10,7 mm	0.4213			12,0	102,0	55,0	45,0	45,0	63785	●	
27/64	0.4219	10.72	1/2-13	1/2	4-1/16	2-3/16	1-51/64	1-49/64	51358	●	
10,8 mm	0.4252		M12 X 1,25	12,0	102,0	55,0	45,0	45,0	63191	●	
10,9 mm	0.4291			12,0	102,0	55,0	45,0	45,0	63786	●	
11,0 mm	0.4331		M12 X 1	12,0	102,0	55,0	45,0	45,0	63192	●	
11,1 mm	0.4370			12,0	102,0	55,0	45,0	45,0	63787	●	
7/16	0.4375	11.11	1/4-18 NPT	1/2	4-1/16	2-3/16	1-51/64	1-49/64	51359	●	
11,2 mm	0.4409			12,0	102,0	55,0	45,0	45,0	63788	●	
11,25 mm	0.4429			12,0	102,0	55,0	45,0	45,0	63193	●	
11,3 mm	0.4449			12,0	102,0	55,0	45,0	45,0	63789	●	

continued on next page

TOLERANCES (inch)

- $\leq .1181$ DIAMETER
D₁ = +.00008/+0.00047
D₂ = h₆
- >.1181-.2362 DIAMETER
D₁ = +.00016/+0.00063
D₂ = h₆
- >.2362-.3937 DIAMETER
D₁ = +.00024/+0.00083
D₂ = h₆
- >.3937-.7087 DIAMETER
D₁ = +.00028/+0.00098
D₂ = h₆
- >.7087-1.1811 DIAMETER
D₁ = +.00031/+0.00114
D₂ = h₆

TOLERANCES (mm)

- ≤ 3 DIAMETER
D₁ = +0,002/+0,012
D₂ = h₆
- >3-6 DIAMETER
D₁ = +0,004/+0,016
D₂ = h₆
- >6-10 DIAMETER
D₁ = +0,006/+0,021
D₂ = h₆
- >10-18 DIAMETER
D₁ = +0,007/+0,025
D₂ = h₆
- >18-30 DIAMETER
D₁ = +0,008/+0,029
D₂ = h₆

STEELS
STAINLESS STEELS
CAST IRON
HIGH TEMP ALLOYS
TITANIUM
NON-FERROUS
HARDENED STEELS

- U.S. Stock Standard
- NOT STOCKED— Call for Delivery

For patent information visit www.kyocera-sgstoool.com/patents



135 3xD

FRACTIONAL & METRIC SERIES

CONTINUED

CUTTING DIA.	DECIMAL EQUIV.	METRIC EQUIV.	TAP SIZE REFERENCE ONLY	SHANK DIA.	OVERALL LENGTH	FLUTE LENGTH	CLEARED LENGTH	SHANK LENGTH	Ti-NAMITE-A (AITiN)	
D ₁				D ₂	L ₁	L ₂	L ₃	L ₄	EDP NO.	STOCK
11,4 mm	0.4488			12,0	102,0	55,0	45,0	45,0	63790	●
11,5 mm	0.4528		M12 X 0,5	12,0	102,0	55,0	45,0	45,0	63194	●
29/64	0.4531	11.51	1/2-20	1/2	4-1/16	2-3/16	1-51/64	1-49/64	51360	●
11,6 mm	0.4567			12,0	102,0	55,0	45,0	45,0	63791	●
11,7 mm	0.4606			12,0	102,0	55,0	45,0	45,0	63792	●
11,8 mm	0.4646			12,0	102,0	55,0	45,0	45,0	63793	●
11,9 mm	0.4685			12,0	102,0	55,0	45,0	45,0	63794	●
15/32	0.4688	11.91	1/2-28	1/2	4-1/16	2-3/16	1-51/64	1-49/64	51361	●
12,0 mm	0.4724		M14 X 2	12,0	102,0	55,0	45,0	45,0	63195	●
31/64	0.4844	12.30	9/16-12	1/2	4-1/4	2-5/16	1-7/8	1-49/64	51362	●
12,5 mm	0.4921		M14 X 1,5	14,0	107,0	60,0	49,0	45,0	63196	●
1/2	0.5000	12.70		1/2	4-1/4	2-5/16	1-7/8	1-49/64	51363	●
12,8 mm	0.5039		M14 X 1,25	14,0	107,0	60,0	49,0	45,0	63197	●
13,0 mm	0.5118		M14 X 1	14,0	107,0	60,0	49,0	45,0	63198	●
33/64	0.5156	13.10	9/16-18	5/8	4-1/4	2-5/16	1-7/8	1-49/64	51364	●
17/32	0.5312	13.49	5/8-11	5/8	4-1/4	2-5/16	1-7/8	1-49/64	51365	●
13,5 mm	0.5315			14,0	107,0	60,0	49,0	45,0	63199	●
35/64	0.5469	13.89	5/8-12	5/8	4-1/4	2-5/16	1-7/8	1-49/64	51783	●
14,0 mm	0.5512		M16 X 2	14,0	107,0	60,0	49,0	45,0	63200	●
9/16	0.5625	14.29		5/8	4-9/16	2-1/2	2	1-57/64	51366	●
14,5 mm	0.5709		M16 X 1,5	16,0	115,0	65,0	51,0	48,0	63201	●
37/64	0.5781	14.68	5/8-18	5/8	4-9/16	2-1/2	2	1-57/64	51367	●
15,0 mm	0.5906		M16 X 1	16,0	115,0	65,0	51,0	48,0	63202	●
19/32	0.5938	15.08	11/16-11	5/8	4-9/16	2-1/2	2	1-57/64	51784	●
39/64	0.6094	15.48	11/16-12	5/8	4-9/16	2-1/2	2	1-57/64	51785	●
15,5 mm	0.6102		M18 X 2,5	16,0	115,0	65,0	51,0	48,0	63203	●
5/8	0.6250	15.88	11/16-16	5/8	4-9/16	2-1/2	2	1-57/64	51368	●
16,0 mm	0.6299			16,0	115,0	65,0	51,0	48,0	63204	●
41/64	0.6406	16.27	11/16-24	3/4	4-7/8	2-3/4	2-5/16	1-57/64	51786	●
16,5 mm	0.6496		M18 X 1,5	18,0	123,0	73,0	58,0	48,0	63205	●
21/32	0.6562	16.67	3/4-10	3/4	4-7/8	2-3/4	2-5/16	1-57/64	51369	●
17,0 mm	0.6693			18,0	123,0	73,0	58,0	48,0	63206	●
43/64	0.6719	17.07	3/4-12	3/4	4-7/8	2-3/4	2-5/16	1-57/64	51787	●
11/16	0.6875	17.46	3/4-16	3/4	4-7/8	2-3/4	2-5/16	1-57/64	51370	●
17,5 mm	0.6890		M20 X 2,5	18,0	123,0	73,0	58,0	48,0	63207	●
45/64	0.7031	17.86	3/4-20, 1/2-14 NPT	3/4	4-7/8	2-3/4	2-5/16	1-57/64	51788	●
18,0 mm	0.7087			18,0	123,0	73,0	58,0	48,0	63208	●
23/32	0.7188	18.26		3/4	4-7/8	2-3/4	2-5/16	1-57/64	51789	●
18,5 mm	0.7283		M20 X 1,5	20,0	131,0	79,0	63,0	50,0	63209	●
47/64	0.7344	18.65	13/16-12	3/4	4-7/8	2-3/4	2-5/16	1-57/64	51790	●
19,0 mm	0.7480			20,0	131,0	79,0	63,0	50,0	63210	●
3/4	0.7500	19.05	13/16-16	3/4	5-1/4	3-1/16	2-7/16	1-31/32	51371	●
49/64	0.7656	19.45	7/8-9	7/8	5-1/4	3-1/16	2-7/16	1-31/32	51372	●
19,5 mm	0.7677		M22 X 2,5	20,0	131,0	79,0	63,0	50,0	63211	●
25/32	0.7812	19.84		7/8	6	3-11/16	2-11/16	2-1/8	51791	●
20,0 mm	0.7874			20,0	131,0	79,0	63,0	50,0	63212	●
51/64	0.7969	20.24	7/8-12	7/8	6	3-11/16	2-11/16	2-1/8	51792	●
20,5 mm	0.8071			22,0	150,0	93,0	73,0	53,0	64513	●
13/16	0.8125	20.64	7/8-14	7/8	6	3-11/16	2-11/16	2-1/8	51373	●
21,0 mm	0.8268			22,0	150,0	93,0	73,0	53,0	64514	●
22,0 mm	0.8661			22,0	150,0	93,0	73,0	53,0	64515	●
7/8	0.8750	22.23	15/16-16, 1-8	7/8	6	3-11/16	2-11/16	2-1/8	51374	●
59/64	0.9219	23.42	1-12	1	6	3-11/16	2-11/16	2-1/8	51375	●

FRACTIONAL Hi-PerCarb

Series 135 3D Fractional	Hardness	Vc (sfm)	Diameter (D ₁) (inch)								
			1/32	1/8	1/4	3/8	1/2	5/8	7/8		
P CARBON STEELS 1018, 1040, 1080, 1090, 10L50, 1140, 1212, 12L15, 1525, 1536	≤ 175 Bhn or ≤ 7 HRc	385	RPM	47062	11766	5883	3922	2941	2353	1681	
		(308-462)	Fr	0.0010	0.0038	0.0076	0.0115	0.0153	0.0191	0.0268	
			Feed (ipm)	45.0	45.0	45.0	45.0	45.0	45.0	45.0	
	≤ 275 Bhn or ≤ 28 HRc	350	RPM	42784	10696	5348	3565	2674	2139	1528	
		(280-420)	Fr	0.0009	0.0036	0.0071	0.0107	0.0142	0.0178	0.0249	
			Feed (ipm)	38.0	38.0	38.0	38.0	38.0	38.0	38.0	
	≤ 425 Bhn or ≤ 45 HRc	200	RPM	24448	6112	3056	2037	1528	1222	873	
		(160-240)	Fr	0.0007	0.0029	0.0059	0.0088	0.0118	0.0147	0.0206	
			Feed (ipm)	18.0	18.0	18.0	18.0	18.0	18.0	18.0	
	H ALLOY STEELS 4140, 4150, 4320, 5120, 5150, 8630, 86L20, 50100	≤ 275 Bhn or ≤ 28 HRc	300	RPM	36672	9168	4584	3056	2292	1834	1310
			(240-360)	Fr	0.0007	0.0029	0.0059	0.0088	0.0118	0.0147	0.0206
				Feed (ipm)	27.0	27.0	27.0	27.0	27.0	27.0	27.0
≤ 375 Bhn or ≤ 40 HRc		185	RPM	22614	5654	2827	1885	1413	1131	808	
		(148-222)	Fr	0.0006	0.0026	0.0051	0.0077	0.0103	0.0128	0.0180	
			Feed (ipm)	14.5	14.5	14.5	14.5	14.5	14.5	14.5	
≤ 450 Bhn or ≤ 48 HRc		130	RPM	15891	3973	1986	1324	993	795	568	
		(104-156)	Fr	0.0004	0.0018	0.0035	0.0053	0.0070	0.0088	0.0123	
			Feed (ipm)	7.0	7.0	7.0	7.0	7.0	7.0	7.0	
K TOOL STEELS A2, D2, H13, L2, M2, P20, S7, T15, W2		≤ 200 Bhn or ≤ 13 HRc	130	RPM	15891	3973	1986	1324	993	795	568
			(104-156)	Fr	0.0007	0.0026	0.0053	0.0079	0.0106	0.0132	0.0185
				Feed (ipm)	10.5	10.5	10.5	10.5	10.5	10.5	10.5
	≤ 375 Bhn or ≤ 40 HRc	90	RPM	11002	2750	1375	917	688	550	393	
		(72-108)	Fr	0.0003	0.0012	0.0023	0.0035	0.0047	0.0058	0.0081	
			Feed (ipm)	3.2	3.2	3.2	3.2	3.2	3.2	3.2	
	≤ 475 Bhn or ≤ 50 HRc	75	RPM	9168	2292	1146	764	573	458	327	
		(60-90)	Fr	0.0002	0.0008	0.0016	0.0024	0.0031	0.0039	0.0055	
			Feed (ipm)	1.8	1.8	1.8	1.8	1.8	1.8	1.8	
	M CAST IRONS Gray, Malleable, Ductile	≤ 220 Bhn or ≤ 19 HRc	320	RPM	39117	9779	4890	3260	2445	1956	1397
			(256-384)	Fr	0.0012	0.0046	0.0092	0.0138	0.0184	0.0230	0.0322
				Feed (ipm)	45.0	45.0	45.0	45.0	45.0	45.0	45.0
≤ 260 Bhn or ≤ 26 HRc		285	RPM	34838	8710	4355	2903	2177	1742	1244	
		(228-342)	Fr	0.0011	0.0046	0.0092	0.0138	0.0184	0.0230	0.0321	
			Feed (ipm)	40.0	40.0	40.0	40.0	40.0	40.0	40.0	
M STAINLESS STEELS (FREE MACHINING) 303, 416, 420F, 430F, 440F		≤ 185 Bhn or ≤ 9 HRc	275	RPM	33616	8404	4202	2801	2101	1681	1201
			(220-330)	Fr	0.0006	0.0026	0.0051	0.0077	0.0102	0.0128	0.0179
				Feed (ipm)	21.5	21.5	21.5	21.5	21.5	21.5	21.5
		≤ 275 Bhn or ≤ 28 HRc	170	RPM	20781	5195	2598	1732	1299	1039	742
			(136-204)	Fr	0.0005	0.0020	0.0040	0.0061	0.0081	0.0101	0.0141
				Feed (ipm)	10.5	10.5	10.5	10.5	10.5	10.5	10.5
	M STAINLESS STEELS (DIFFICULT) 304, 316, 321, 13-8 PH, 15-5PH, 17-4 PH, Custom 450	≤ 275 Bhn or ≤ 28 HRc	90	RPM	11002	2750	1375	917	688	550	393
			(72-108)	Fr	0.0005	0.0020	0.0040	0.0060	0.0080	0.0100	0.0140
				Feed (ipm)	5.5	5.5	5.5	5.5	5.5	5.5	5.5
		≤ 375 Bhn or ≤ 40 HRc	65	RPM	7946	1986	993	662	497	397	284
			(52-78)	Fr	0.0004	0.0018	0.0035	0.0053	0.0070	0.0088	0.0123
				Feed (ipm)	3.5	3.5	3.5	3.5	3.5	3.5	3.5

continued on next page

Series	Hardness	Vc (sfm)	Diameter (D ₁) (inch)								
			1/32	1/8	1/4	3/8	1/2	5/8	7/8		
S SUPER ALLOYS (NICKEL, COBALT, IRON BASE) Inconel 601, 617, 625, Incoloy, Monel 400, Rene, Waspaloy	≤ 300 Bhn or ≤ 32 HRc	55	RPM	6723	1681	840	560	420	336	240	
		(44-66)	Fr	0.0002	0.0008	0.0015	0.0023	0.0031	0.0039	0.0054	
			Feed (ipm)	1.3	1.3	1.3	1.3	1.3	1.3	1.3	
	≤ 400 Bhn or ≤ 43 HRc	30	RPM	3667	917	458	306	229	183	131	
		(24-36)	Fr	0.0002	0.0007	0.0013	0.0020	0.0026	0.0033	0.0046	
			Feed (ipm)	0.6	0.6	0.6	0.6	0.6	0.6	0.6	
	S TITANIUM ALLOYS Pure Titanium, Ti6Al4V, Ti6Al2Sn4Zr2Mo, Ti4Al4Mo2Sn0.5Si, Ti-6Al4V	≤ 275 Bhn or ≤ 28 HRc	135	RPM	16502	4126	2063	1375	1031	825	589
			(108-162)	Fr	0.0004	0.0018	0.0035	0.0053	0.0071	0.0088	0.0124
				Feed (ipm)	7.3	7.3	7.3	7.3	7.3	7.3	7.3
		≤ 350 Bhn or ≤ 38 HRc	100	RPM	12224	3056	1528	1019	764	611	437
			(80-120)	Fr	0.0004	0.0016	0.0033	0.0049	0.0065	0.0082	0.0115
				Feed (ipm)	5.0	5.0	5.0	5.0	5.0	5.0	5.0
≤ 440 Bhn or ≤ 47 HRc		55	RPM	6723	1681	840	560	420	336	240	
		(44-66)	Fr	0.0003	0.0012	0.0024	0.0036	0.0048	0.0059	0.0083	
			Feed (ipm)	2.0	2.0	2.0	2.0	2.0	2.0	2.0	
N ALUMINUM ALLOYS 2017, 2024, 356, 6061, 7075		≤ 80 Bhn or ≤ 47 HRb	700	RPM	85568	21392	10696	7131	5348	4278	3056
			(560-840)	Fr	0.0012	0.0049	0.0098	0.0147	0.0196	0.0245	0.0344
				Feed (ipm)	105.0	105.0	105.0	105.0	105.0	105.0	105.0
	≤ 150 Bhn or ≤ 7 HRc	600	RPM	73344	18336	9168	6112	4584	3667	2619	
		(480-720)	Fr	0.0012	0.0050	0.0099	0.0149	0.0199	0.0248	0.0347	
			Feed (ipm)	91.0	91.0	91.0	91.0	91.0	91.0	91.0	
	N COPPER ALLOYS Alum Bronze, C110, Muntz Brass	≤ 140 Bhn or ≤ 3 HRc	500	RPM	61120	15280	7640	5093	3820	3056	2183
			(400-600)	Fr	0.0005	0.0020	0.0039	0.0059	0.0079	0.0098	0.0137
				Feed (ipm)	30.0	30.0	30.0	30.0	30.0	30.0	30.0
		≤ 200 Bhn or ≤ 23 HRc	400	RPM	48896	12224	6112	4075	3056	2445	1746
			(320-480)	Fr	0.0005	0.0020	0.0040	0.0060	0.0080	0.0100	0.0140
				Feed (ipm)	24.5	24.5	24.5	24.5	24.5	24.5	24.5

Bhn (Brinell) HRc (Rockwell C) HRb (Rockwell B)
 $rpm = Vc \times 3.82 / D_1$
 $ipm = Fr \times rpm$
 reduce speed and feed for materials harder than listed
 refer to the SGS Tool Wizard for complete technical information (www.kyocera-sgstoool.com)

Hi-PerCarb

Series 135 3D Metric	Hardness	Vc (m/min)	Diameter (D ₁) (inch)									
			1.5	3	6	8	10	12	16	20		
P CARBON STEELS 1018, 1040, 1080, 1090, 10L50, 1140, 1212, 12L15, 1525, 1536	≤ 175 Bhn or ≤ 7 HRc	117	RPM	24882	12441	6220	4665	3732	3110	2333	1866	
		(94-141)	Fr	0.047	0.094	0.189	0.252	0.315	0.378	0.504	0.630	
			Feed (mm/min)	1175	1175	1175	1175	1175	1175	1175	1175	1175
	≤ 275 Bhn or ≤ 28 HRc	107	RPM	22620	11310	5655	4241	3393	2827	2121	1696	
		(85-128)	Fr	0.043	0.086	0.172	0.229	0.286	0.343	0.457	0.572	
			Feed (mm/min)	970	970	970	970	970	970	970	970	970
	≤ 475 Bhn or ≤ 45 HRc	61	RPM	12926	6463	3231	2424	1939	1616	1212	969	
		(49-73)	Fr	0.036	0.071	0.142	0.190	0.237	0.285	0.380	0.475	
			Feed (mm/min)	460	460	460	460	460	460	460	460	460
	H ALLOY STEELS 4140, 4150, 4320, 5120, 5150, 8630, 86L20, 50100	≤ 275 Bhn or ≤ 28 HRc	91	RPM	19388	9694	4847	3635	2908	2424	1818	1454
			(73-110)	Fr	0.036	0.071	0.142	0.190	0.237	0.285	0.380	0.475
				Feed (mm/min)	690	690	690	690	690	690	690	690
≤ 375 Bhn or ≤ 40 HRc		56	RPM	11956	5978	2989	2242	1793	1495	1121	897	
		(45-68)	Fr	0.031	0.061	0.122	0.163	0.204	0.244	0.326	0.407	
			Feed (mm/min)	365	365	365	365	365	365	365	365	365
≤ 450 Bhn or ≤ 48 HRc		40	RPM	8402	4201	2100	1575	1260	1050	788	630	
		(32-48)	Fr	0.021	0.042	0.083	0.111	0.139	0.167	0.222	0.278	
			Feed (mm/min)	175	175	175	175	175	175	175	175	175
K TOOL STEELS A2, D2, H13, L2, M2, P20, S7, T15, W2		≤ 200 Bhn or ≤ 13 HRc	40	RPM	8402	4201	2100	1575	1260	1050	788	630
			(32-48)	Fr	0.032	0.063	0.126	0.168	0.210	0.252	0.336	0.421
				Feed (mm/min)	265	265	265	265	265	265	265	265
	≤ 375 Bhn or ≤ 40 HRc	27	RPM	5816	2908	1454	1091	872	727	545	436	
		(22-33)	Fr	0.014	0.028	0.055	0.073	0.092	0.110	0.147	0.183	
			Feed (mm/min)	80	80	80	80	80	80	80	80	80
	≤ 475 Bhn or ≤ 50 HRc	23	RPM	4847	2424	1212	909	727	606	454	364	
		(18-27)	Fr	0.009	0.019	0.037	0.050	0.062	0.074	0.099	0.124	
			Feed (mm/min)	45	45	45	45	45	45	45	45	45
	M CAST IRONS Gray, Malleable, Ductile	≤ 220 Bhn or ≤ 19 HRc	98	RPM	20681	10340	5170	3878	3102	2585	1939	1551
			(78-117)	Fr	0.055	0.110	0.220	0.293	0.366	0.439	0.585	0.732
				Feed (mm/min)	1135	1135	1135	1135	1135	1135	1135	1135
≤ 260 Bhn or ≤ 26 HRc		87	RPM	18419	9209	4605	3454	2763	2302	1727	1381	
		(69-104)	Fr	0.055	0.110	0.219	0.292	0.366	0.439	0.585	0.731	
			Feed (mm/min)	1010	1010	1010	1010	1010	1010	1010	1010	1010
M STAINLESS STEELS (FREE MACHINING) 303, 416, 420F, 430F, 440F	≤ 185 Bhn or ≤ 9 HRc	84	RPM	17773	8886	4443	3332	2666	2222	1666	1333	
		(67-101)	Fr	0.031	0.061	0.123	0.164	0.204	0.245	0.327	0.409	
			Feed (mm/min)	545	545	545	545	545	545	545	545	545
	≤ 275 Bhn or ≤ 28 HRc	52	RPM	10987	5493	2747	2060	1648	1373	1030	824	
		(41-62)	Fr	0.024	0.047	0.095	0.126	0.158	0.189	0.252	0.316	
			Feed (mm/min)	260	260	260	260	260	260	260	260	260
	M STAINLESS STEELS (DIFFICULT) 304, 316, 321, 13-8 PH, 15-5PH, 17-4 PH, Custom 450	≤ 275 Bhn or ≤ 28 HRc	27	RPM	5816	2908	1454	1091	872	727	545	436
			(22-33)	Fr	0.023	0.046	0.093	0.124	0.155	0.186	0.248	0.309
				Feed (mm/min)	135	135	135	135	135	135	135	135
		≤ 375 Bhn or ≤ 40 HRc	20	RPM	4201	2100	1050	788	630	525	394	315
			(16-24)	Fr	0.020	0.040	0.081	0.108	0.135	0.162	0.216	0.270
				Feed (mm/min)	85	85	85	85	85	85	85	85

continued on next page

Series 135 3D Metric	Hardness	Vc (m/min)	Diameter (D ₁) (inch)									
			1.5	3	6	8	10	12	16	20		
SUPER ALLOYS (NICKEL, COBALT, IRON BASE) Inconel 601, 617, 625, Incoloy, Monel 400, Rene, Waspaloy	≤ 300 Bhn or ≤ 32 HRc	17	RPM	3555	1777	889	666	533	444	333	267	
		(13-20)	Fr	0.010	0.020	0.039	0.053	0.066	0.079	0.105	0.131	
			Feed (mm/min)	35	35	35	35	35	35	35	35	
	≤ 400 Bhn or ≤ 43 HRc	9	RPM	1939	969	485	364	291	242	182	145	
		(7-11)	Fr	0.008	0.015	0.031	0.041	0.052	0.062	0.083	0.103	
			Feed (mm/min)	15	15	15	15	15	15	15	15	
	TITANIUM ALLOYS Pure Titanium, Ti6Al4V, Ti6Al2Sn4Zr2Mo, Ti4Al4Mo2Sn0.5Si, Ti-6Al4V	≤ 275 Bhn or ≤ 28 HRc	41	RPM	8725	4362	2181	1636	1309	1091	818	654
			(33-49)	Fr	0.021	0.042	0.085	0.113	0.141	0.170	0.226	0.283
				Feed (mm/min)	185	185	185	185	185	185	185	185
		≤ 350 Bhn or ≤ 38 HRc	30	RPM	6463	3231	1616	1212	969	808	606	485
			(24-37)	Fr	0.019	0.039	0.077	0.103	0.129	0.155	0.206	0.258
				Feed (mm/min)	125	125	125	125	125	125	125	125
≤ 440 Bhn or ≤ 47 HRc		17	RPM	3555	1777	889	666	533	444	333	267	
		(13-20)	Fr	0.014	0.028	0.056	0.075	0.094	0.113	0.150	0.188	
			Feed (mm/min)	50	50	50	50	50	50	50	50	
ALUMINUM ALLOYS 2017, 2024, 356, 6061, 7075		≤ 80 Bhn or ≤ 47 HRb	213	RPM	45239	22620	11310	8482	6786	5655	4241	3393
			(171-256)	Fr	0.059	0.119	0.238	0.317	0.396	0.476	0.634	0.793
				Feed (mm/min)	2690	2690	2690	2690	2690	2690	2690	2690
	≤ 150 Bhn or ≤ 7 HRc	183	RPM	38777	19388	9694	7271	5816	4847	3635	2908	
		(146-219)	Fr	0.060	0.120	0.240	0.320	0.400	0.480	0.640	0.799	
			Feed (mm/min)	2325	2325	2325	2325	2325	2325	2325	2325	
	COPPER ALLOYS Alum Bronze, C110, Muntz Brass	≤ 140 Bhn or ≤ 3 HRc	152	RPM	32314	16157	8078	6059	4847	4039	3029	2424
			(122-183)	Fr	0.024	0.048	0.096	0.128	0.160	0.192	0.256	0.320
				Feed (mm/min)	776	776	776	776	776	776	776	776
		≤ 200 Bhn or ≤ 23 HRc	122	RPM	25851	12926	6463	4847	3878	3231	2424	1939
			(98-146)	Fr	0.024	0.049	0.097	0.130	0.162	0.195	0.260	0.325
				Feed (mm/min)	630	630	630	630	630	630	630	630

Bhn (Brinell) HRc (Rockwell C) HRb (Rockwell B)
 $rpm = (Vc \times 1000) / (D_1 \times 3.14)$
 $mm/min = Fr \times rpm$
 reduce speed and feed for materials harder than listed
 refer to the SGS Tool Wizard for complete technical information (www.kyocera-sgstoool.com)

Hi-PerCarb

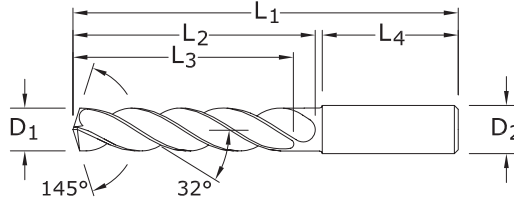


5xD



135 5xD

FRACTIONAL & METRIC SERIES



- Double margin design improves accuracy and surface finish along with increased strength for aggressive drilling
- Specialized self-centering notched point eliminates the need for spot drilling decreasing thrust and deflection
- Engineered edge protection improves edge strength and reduces edge fatigue allowing for increased feed rates
- Recommended for materials ≤ 56 HRc (≤ 577 Bhn)

CUTTING DIA.	DECIMAL EQUIV.	METRIC EQUIV.	TAP SIZE REFERENCE ONLY	SHANK DIA.	OVERALL LENGTH	FLUTE LENGTH	CLEARED LENGTH	SHANK LENGTH	Ti-NAMITE-A (AlTiN)	STOCK
D ₁				D ₂	L ₁	L ₂	L ₃	L ₄	EDP NO.	
1/64	0.0156	0.40		1/8	1 1/2	5/32	7/64	1	52300*	●
1/32	0.0312	0.79		1/8	1 1/2	5/16	7/32	1	52301*	●
3/64	0.0469	1.19	1/16-64	1/8	1 1/2	25/64	19/64	1	52302*	●
1,25 mm	0.0492			3,0	38,0	10,0	7,5	25,0	64520*	●
1,45 mm	0.0571			3,0	38,0	10,0	7,5	25,0	64521*	●
#53	0.0595	1.51		1/8	1-1/2	25/64	19/64	1	64522*	●
1/16	0.0625	1.59	5/64-60	1/8	2	15/32	23/64	1-1/4	52303*	●
1,6 mm	0.0630			3,0	50,0	12,0	9,0	32,0	64523*	●
1,75 mm	0.0689			3,0	50,0	12,0	9,0	32,0	64524*	●
#50	0.0700	1.78		1/8	2	15/32	23/64	1-1/4	64525*	●
5/64	0.0781	1.98		1/8	2	35/64	27/64	1-1/4	52304*	●
#47	0.0785	1.99		1/8	2	35/64	27/64	1-1/4	64526*	●
2,05 mm	0.0807			3,0	50,0	14,0	11,0	32,0	64527*	●
#46	0.0810	2.06		1/8	2	35/64	27/64	1-1/4	64528*	●
#43	0.0890	2.26		1/8	2	19/32	15/32	1-1/4	64529*	●
#42	0.0935	2.37		1/8	2	5/8	1/2	1-1/4	64530*	●
3/32	0.0938	2.38	1/8-32	1/8	2	5/8	1/2	1-1/4	52305	●
#40	0.0980	2.49		1/8	2	43/64	17/32	1-1/4	52306	●
2,5 mm	0.0984			3,0	50,0	17,0	13,0	32,0	64531	●
#39	0.0995	2.53		1/8	2	43/64	17/32	1-1/4	52307	●
#38	0.1015	2.58	5-40	1/8	2	43/64	17/32	1-1/4	52308	●
#37	0.1040	2.64	5-44	1/8	2	45/64	9/16	1-1/4	52309	●
#36	0.1065	2.71	6-32	1/8	2	45/64	9/16	1-1/4	52310	●
7/64	0.1094	2.78		1/8	2	3/4	19/32	1-1/4	52311	●
#35	0.1100	2.79		1/8	2	3/4	19/32	1-1/4	52312	●
#34	0.1110	2.82		1/8	2	3/4	19/32	1-1/4	52313	●
#33	0.1130	2.87	6-40	1/8	2	3/4	19/32	1-1/4	52314	●
2,9 mm	0.1142			3,0	50,0	19,0	15,0	32,0	64532	●
#32	0.1160	2.95		1/8	2	3/4	39/64	1-1/4	52315	●
3,0 mm	0.1181			6,0	66,0	28,0	23,0	36,0	64100	●
#31	0.1200	3.05		1/8	2	3/4	39/64	1-1/4	52316	●
3,1 mm	0.1220			6,0	66,0	28,0	23,0	36,0	64101	●
1/8	0.1250	3.18		1/4	3	1	53/64	1-7/16	51580	●
3,2 mm	0.1260		M3,5 X 0,35	6,0	66,0	28,0	23,0	36,0	64102	●
#30	0.1285	3.26		1/4	3	1	53/64	1-7/16	51581	●
3,3 mm	0.1299		M4 X 0,7	6,0	66,0	28,0	23,0	36,0	64103	●
3,4 mm	0.1339		8-32,8-36	6,0	66,0	28,0	23,0	36,0	64104	●
#29	0.1360	3.45		1/4	3	1	53/64	1-7/16	51582	●

*Single Margin

continued on next page

TOLERANCES (inch)

≤.1181 DIAMETER

D₁ = +.0008/+0.0047

D₂ = h₆

>.1181-.2362 DIAMETER

D₁ = +.00016/+0.00063

D₂ = h₆

>.2362-.3937 DIAMETER

D₁ = +.00024/+0.00083

D₂ = h₆

>.3937-.7087 DIAMETER

D₁ = +.00028/+0.00098

D₂ = h₆

>.7087-1.1811 DIAMETER

D₁ = +.00031/+0.0114

D₂ = h₆

TOLERANCES (mm)

≤3 DIAMETER

D₁ = +0,002/+0,012

D₂ = h₆

>3-6 DIAMETER

D₁ = +0,004/+0,016

D₂ = h₆

>6-10 DIAMETER

D₁ = +0,006/+0,021

D₂ = h₆

>10-18 DIAMETER

D₁ = +0,007/+0,025

D₂ = h₆

>18-30 DIAMETER

D₁ = +0,008/+0,029

D₂ = h₆

STEELS

STAINLESS STEELS

CAST IRON

HIGH TEMP ALLOYS

TITANIUM

NON-FERROUS

HARDENED STEELS

● U.S. Stock Standard

■ NOT STOCKED—
Call for Delivery

For patent information
visit www.kyocera-sgstoool.com/patents



135 5xD

FRACTIONAL & METRIC SERIES

CONTINUED

CUTTING DIA.	DECIMAL EQUIV.	METRIC EQUIV.	TAP SIZE REFERENCE ONLY	SHANK DIA.	OVERALL LENGTH	FLUTE LENGTH	CLEARED LENGTH	SHANK LENGTH	Ti-NAMITE-A (AITIN)	STOCK
D ₁				D ₂	L ₁	L ₂	L ₃	L ₄	EDP NO.	
3,5 mm	0.1378			6,0	66,0	28,0	23,0	36,0	64105	●
#28	0.1405	3.57	8-40	1/4	3	1	53/64	1-7/16	52317	●
9/64	0.1406	3.57		1/4	3	1	53/64	1-7/16	51583	●
3,6 mm	0.1417		M4 X 0,35	6,0	66,0	28,0	23,0	36,0	64106	●
#27	0.1440	3.66		1/4	3	1	53/64	1-7/16	52318	●
3,7 mm	0.1457		M4.5 X 0,75	6,0	66,0	28,0	23,0	36,0	64107	●
#26	0.1470	3.73	3/16-24	1/4	3	1	53/64	1-7/16	52319	●
#25	0.1495	3.80	10-24	1/4	3-1/4	1-1/4	1-5/64	1-7/16	51584	●
3,8 mm	0.1496			6,0	74,0	36,0	29,0	36,0	64108	●
#24	0.1520	3.86	10-28	1/4	3-1/4	1-1/4	1-5/64	1-7/16	52321	●
3,9 mm	0.1535			6,0	74,0	36,0	29,0	36,0	64109	●
#23	0.1540	3.91		1/4	3-1/4	1-1/4	1-5/64	1-7/16	52322	●
5/32	0.1562	3.97		1/4	3-1/4	1-1/4	1-5/64	1-7/16	51585	●
#22	0.1570	3.99	10-30	1/4	3-1/4	1-1/4	1-5/64	1-7/16	52323	●
4,0 mm	0.1575		M4,5 X 0,5	6,0	74,0	36,0	29,0	36,0	64110	●
#21	0.1590	4.04	10-32	1/4	3-1/4	1-1/4	1-5/64	1-7/16	51586	●
#20	0.1610	4.09	13/64-24	1/4	3-1/4	1-1/4	1-5/64	1-7/16	51587	●
4,1 mm	0.1614			6,0	74,0	36,0	29,0	36,0	64111	●
4,2 mm	0.1654		M5 / M5 X 0,75	6,0	74,0	36,0	29,0	36,0	64112	●
#19	0.1660	4.22		1/4	3-1/4	1-1/4	1-5/64	1-7/16	52324	●
4,3 mm	0.1693			6,0	74,0	36,0	29,0	36,0	64113	●
#18	0.1695	4.31		1/4	3-1/4	1-1/4	1-5/64	1-7/16	52325	●
11/64	0.1719	4.37		1/4	3-1/4	1-1/4	1-5/64	1-7/16	51588	●
#17	0.1730	4.39		1/4	3-1/4	1-1/4	1-5/64	1-7/16	52326	●
4,4 mm	0.1732			6,0	74,0	36,0	29,0	36,0	64114	●
4,5 mm	0.1772		M5 X 0,5	6,0	74,0	36,0	29,0	36,0	64115	●
#15	0.1800	4.57		1/4	3-1/4	1-1/4	1-5/64	1-7/16	52327	●
4,6 mm	0.1811		12-28	6,0	74,0	36,0	29,0	36,0	64116	●
#14	0.1820	4.62		1/4	3-1/4	1-1/4	1-5/64	1-7/16	52328	●
#13	0.1850	4.70	12-32	1/4	3-1/4	1-1/4	1-5/64	1-7/16	52329	●
4,7 mm	0.1850			6,0	74,0	36,0	29,0	36,0	64117	●
3/16	0.1875	4.76		1/4	3-1/4	1-3/4	1-37/64	1-7/16	51589	●
#12	0.1890	4.80	7/32-32	1/4	3-1/4	1-3/4	1-37/64	1-7/16	52330	●
4,8 mm	0.1890			6,0	82,0	44,0	35,0	36,0	64118	●
4,9 mm	0.1929			6,0	82,0	44,0	35,0	36,0	64119	●
#10	0.1935	4.91	14-20	1/4	3-1/4	1-3/4	1-37/64	1-7/16	52331	●
#9	0.1960	4.98		1/4	3-1/4	1-3/4	1-37/64	1-7/16	52332	●
5,0 mm	0.1969		M6 X 1	6,0	82,0	44,0	35,0	36,0	64120	●
#8	0.1990	5.05		1/4	3-1/4	1-3/4	1-37/64	1-7/16	52333	●
5,1 mm	0.2008			6,0	82,0	44,0	35,0	36,0	64121	●
#7	0.2010	5.11	1/4-20	1/4	3-1/4	1-3/4	1-37/64	1-7/16	51506	●
13/64	0.2031	5.16		1/4	3-1/4	1-3/4	1-37/64	1-7/16	51507	●
#6	0.2040	5.18		1/4	3 1/4	1 3/4	1 37/64	1 7/16	52334	●
5,2 mm	0.2047		M6 X 0,75	6,0	82,0	44,0	35,0	36,0	64122	●
#5	0.2055	5.22		1/4	3-1/4	1-3/4	1-37/64	1-7/16	51590	●
5,25 mm	0.2067			6,0	82,0	44,0	35,0	36,0	64123	●
5,3 mm	0.2087			6,0	82,0	44,0	35,0	36,0	64124	●
#4	0.2090	5.31	1/4-24	1/4	3-1/4	1-3/4	1-37/64	1-7/16	51508	●

continued on next page

Hi-PerCarb

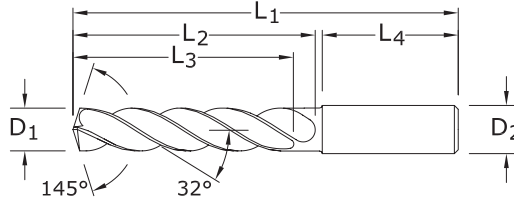


5xD



135 5xD

FRACTIONAL & METRIC SERIES



- Double margin design improves accuracy and surface finish along with increased strength for aggressive drilling
- Specialized self-centering notched point eliminates the need for spot drilling decreasing thrust and deflection
- Engineered edge protection improves edge strength and reduces edge fatigue allowing for increased feed rates
- Recommended for materials ≤ 56 HRc (≤ 577 Bhn)

CUTTING DIA.	DECIMAL EQUIV.	METRIC EQUIV.	TAP SIZE REFERENCE ONLY	SHANK DIA.	OVERALL LENGTH	FLUTE LENGTH	CLEARED LENGTH	SHANK LENGTH	Ti-NAMITE-A (AITiN)	EDP NO.	STOCK
D ₁				D ₂	L ₁	L ₂	L ₃	L ₄			
5,4 mm	0.2126			6,0	82,0	44,0	35,0	36,0	64125		●
#3	0.2130	5.41	1/4-28	1/4	3-1/4	1-3/4	1-37/64	1-7/16	51509		●
5,5 mm	0.2165		M6 X 0,5	6,0	82,0	44,0	35,0	36,0	64126		●
7/32	0.2188	5.56	1/4-32	1/4	3-1/4	1-3/4	1-37/64	1-7/16	51510		●
5,6 mm	0.2205			6,0	82,0	44,0	35,0	36,0	64127		●
#2	0.2210	5.61		1/4	3-1/4	1-3/4	1-37/64	1-7/16	52335		●
5,7 mm	0.2244			6,0	82,0	44,0	35,0	36,0	64128		●
#1	0.2280	5.79		1/4	3-1/4	1-3/4	1-37/64	1-7/16	52336		●
5,8 mm	0.2283			6,0	82,0	44,0	35,0	36,0	64129		●
5,9 mm	0.2323			6,0	82,0	44,0	35,0	36,0	64130		●
A	0.2340	5.94		1/4	3-1/4	1-3/4	1-37/64	1-7/16	52337		●
15/64	0.2344	5.95		1/4	3-1/4	1-3/4	1-37/64	1-7/16	51591		●
6,0 mm	0.2362		M7 X 1	6,0	82,0	44,0	35,0	36,0	64131		●
B	0.2380	6.05		1/4	3 5/8	2-5/64	1-51/64	1-7/16	52338		●
6,1 mm	0.2402			8,0	91,0	53,0	43,0	36,0	64132		●
C	0.2420	6.15		1/4	3 5/8	2-5/64	1-51/64	1-7/16	52339		●
6,2 mm	0.2441			8,0	91,0	53,0	43,0	36,0	64133		●
D	0.2460	6.25		1/4	3 5/8	2-5/64	1-51/64	1-7/16	52340		●
6,25 mm	0.2461		M7 X 0,75	8,0	91,0	53,0	43,0	36,0	64134		●
6,3 mm	0.2480			8,0	91,0	53,0	43,0	36,0	64135		●
1/4	0.2500	6.35		1/4	3-5/8	2-5/64	1-51/64	1-7/16	51511		●
6,4 mm	0.2520			8,0	91,0	53,0	43,0	36,0	64136		●
6,5 mm	0.2559			8,0	91,0	53,0	43,0	36,0	64137		●
F	0.2570	6.53	5/16-18	5/16	3-5/8	2-5/64	1-51/64	1-7/16	51512		●
6,6 mm	0.2598			8,0	91,0	53,0	43,0	36,0	64138		●
G	0.2610	6.63		5/16	3 5/8	2 5/64	1 51/64	1 7/16	52341		●
6,7 mm	0.2638			8,0	91,0	53,0	43,0	36,0	64139		●
17/64	0.2656	6.75	5/16-20	5/16	3-5/8	2-5/64	1-51/64	1-7/16	51513		●
H	0.2660	6.76		5/16	3-5/8	2-5/64	1-51/64	1-7/16	52342		●
6,8 mm	0.2677		M8 X 1,25	8,0	91,0	53,0	43,0	36,0	64140		●
6,9 mm	0.2717			8,0	91,0	53,0	43,0	36,0	64141		●
I	0.2720	6.91	5/16-24	5/16	3-5/8	2-5/64	1-51/64	1-7/16	51514		●
7,0 mm	0.2756		M8 X 1	8,0	91,0	53,0	43,0	36,0	64142		●
J	0.2770	7.04		5/16	3 5/8	2-5/64	1-51/64	1-7/16	52343		●
7,1 mm	0.2795			8,0	91,0	53,0	43,0	36,0	64143		●
K	0.2810	7.14		5/16	3 5/8	2-5/64	1-51/64	1-7/16	52344		●
9/32	0.2812	7.14	5/16-32	5/16	3-5/8	2-5/64	1-51/64	1-7/16	51515		●
7,2 mm	0.2835			8,0	91,0	53,0	43,0	36,0	64144		●

continued on next page

TOLERANCES (inch)

$\leq .1181$ DIAMETER

D₁ = +.0008/+0.00047

D₂ = h₆

>.1181-.2362 DIAMETER

D₁ = +.00016/+0.00063

D₂ = h₆

>.2362-.3937 DIAMETER

D₁ = +.00024/+0.00083

D₂ = h₆

>.3937-.7087 DIAMETER

D₁ = +.00028/+0.00098

D₂ = h₆

>.7087-1.1811 DIAMETER

D₁ = +.00031/+0.00114

D₂ = h₆

TOLERANCES (mm)

≤ 3 DIAMETER

D₁ = +0,002/+0,012

D₂ = h₆

>3-6 DIAMETER

D₁ = +0,004/+0,016

D₂ = h₆

>6-10 DIAMETER

D₁ = +0,006/+0,021

D₂ = h₆

>10-18 DIAMETER

D₁ = +0,007/+0,025

D₂ = h₆

>18-30 DIAMETER

D₁ = +0,008/+0,029

D₂ = h₆

STEELS

STAINLESS STEELS

CAST IRON

HIGH TEMP ALLOYS

TITANIUM

NON-FERROUS

HARDENED STEELS

● U.S. Stock Standard

■ NOT STOCKED—

Call for Delivery

For patent information visit www.kyocera-sgstoool.com/patents



135 5xD

FRACTIONAL & METRIC SERIES

CONTINUED

CUTTING DIA.	DECIMAL EQUIV.	METRIC EQUIV.	TAP SIZE REFERENCE ONLY	SHANK DIA.	OVERALL LENGTH	FLUTE LENGTH	CLEARED LENGTH	SHANK LENGTH	Ti-NAMITE-A (AITIN)	STOCK
D ₁				D ₂	L ₁	L ₂	L ₃	L ₄	EDP NO.	
7,25 mm	0.2854		M8 X 0,75	8,0	91,0	53,0	43,0	36,0	64145	●
7,3 mm	0.2874			8,0	91,0	53,0	43,0	36,0	64146	●
L	0.2900	7.37		5/16	3-5/8	2-5/64	1-51/64	1-7/16	52345	●
7,4 mm	0.2913			8,0	91,0	53,0	43,0	36,0	64147	●
M	0.2950	7.49		5/16	3-5/8	2-5/64	1-51/64	1-7/16	52346	●
7,5 mm	0.2953		M8 X 0,5	8,0	91,0	53,0	43,0	36,0	64148	●
19/64	0.2969	7.54		5/16	3-5/8	2-5/64	1-51/64	1-7/16	51516	●
7,6 mm	0.2992			8,0	91,0	53,0	43,0	36,0	64149	●
N	0.3020	7.67		5/16	3-5/8	2-5/64	1-51/64	1-7/16	52347	●
7,7 mm	0.3031			8,0	91,0	53,0	43,0	36,0	64150	●
7,8 mm	0.3071		M9 X 1,25	8,0	91,0	53,0	43,0	36,0	64151	●
7,9 mm	0.3110			8,0	91,0	53,0	43,0	36,0	64152	●
5/16	0.3125	7.94	3/8-16	5/16	3-5/8	2-5/64	1-51/64	1-7/16	51517	●
8,0 mm	0.3150		M9 X 1	8,0	91,0	53,0	43,0	36,0	64153	●
O	0.3160	8.03		3/8	4	2-13/32	2-1/8	1-9/16	52348	●
8,1 mm	0.3189			10,0	103,0	61,0	49,0	40,0	64154	●
8,2 mm	0.3228			10,0	103,0	61,0	49,0	40,0	64155	●
P	0.3230	8.20		3/8	4	2-13/32	2-1/8	1-9/16	51518	●
8,3 mm	0.3268			10,0	103,0	61,0	49,0	40,0	64156	●
21/64	0.3281	8.33	3/8-20	3/8	4	2-13/32	2-1/8	1-9/16	51519	●
8,4 mm	0.3307			10,0	103,0	61,0	49,0	40,0	64157	●
Q	0.3320	8.43	3/8-24	3/8	4	2-13/32	2-1/8	1-9/16	51520	●
8,5 mm	0.3346		M10 X 1,5	10,0	103,0	61,0	49,0	40,0	64158	●
8,6 mm	0.3386			10,0	103,0	61,0	49,0	40,0	64159	●
R	0.3390	8.61	3/8-32	3/8	4	2-13/32	2-1/8	1-9/16	52349	●
8,7 mm	0.3425		M10 X 1,25	10,0	103,0	61,0	49,0	40,0	64160	●
11/32	0.3438	8.73		3/8	4	2-13/32	2-1/8	1-9/16	51521	●
8,8 mm	0.3465			10,0	103,0	61,0	49,0	40,0	64161	●
S	0.3480	8.84		3/8	4	2-13/32	2-1/8	1-9/16	51522	●
8,9 mm	0.3504			10,0	103,0	61,0	49,0	40,0	64162	●
9,0 mm	0.3543		M10 X 1	10,0	103,0	61,0	49,0	40,0	64163	●
T	0.3580	9.09		3/8	4	2-13/32	2-1/8	1-9/16	52350	●
9,1 mm	0.3583			10,0	103,0	61,0	49,0	40,0	64164	●
23/64	0.3594	9.13		3/8	4	2-13/32	2-1/8	1-9/16	51523	●
9,2 mm	0.3622		M10 X 0,75	10,0	103,0	61,0	49,0	40,0	64165	●
9,25 mm	0.3642			10,0	103,0	61,0	49,0	40,0	64166	●
9,3 mm	0.3661			10,0	103,0	61,0	49,0	40,0	64167	●
U	0.3680	9.35	7/16-14	3/8	4	2-13/32	2-1/8	1-9/16	51524	●
9,4 mm	0.3701			10,0	103,0	61,0	49,0	40,0	64168	●
9,5 mm	0.3740		M10 X 0,5	10,0	103,0	61,0	49,0	40,0	64169	●
3/8	0.3750	9.53		3/8	4	2-13/32	2-1/8	1-9/16	51525	●
V	0.3770	9.58		1/2	4	2-13/32	2-1/8	1-9/16	52351	●
9,6 mm	0.3780			10,0	103,0	61,0	49,0	40,0	64170	●
9,7 mm	0.3819			10,0	103,0	61,0	49,0	40,0	64171	●
9,8 mm	0.3858			10,0	103,0	61,0	49,0	40,0	64172	●
W	0.3860	9.80		1/2	4	2-13/32	2-1/8	1-9/16	51526	●
9,9 mm	0.3898			10,0	103,0	61,0	49,0	40,0	64173	●
25/64	0.3906	9.92	7/16-20	1/2	4	2-13/32	2-1/8	1-9/16	51527	●

continued on next page

Hi-PerCarb

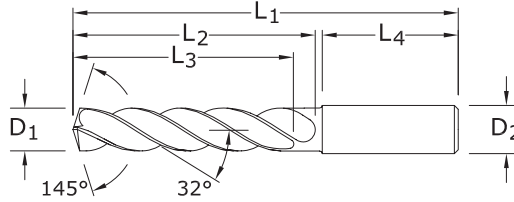


5xD



135 5xD

FRACTIONAL & METRIC SERIES



- Double margin design improves accuracy and surface finish along with increased strength for aggressive drilling
- Specialized self-centering notched point eliminates the need for spot drilling decreasing thrust and deflection
- Engineered edge protection improves edge strength and reduces edge fatigue allowing for increased feed rates
- Recommended for materials ≤ 56 HRc (≤ 577 Bhn)

CUTTING DIA.	DECIMAL EQUIV.	METRIC EQUIV.	TAP SIZE REFERENCE ONLY	SHANK DIA.	OVERALL LENGTH	FLUTE LENGTH	CLEARED LENGTH	SHANK LENGTH	Ti-NAMITE-A (AlTiN)	EDP NO.	STOCK
D ₁				D ₂	L ₁	L ₂	L ₃	L ₄			
10,0 mm	0.3937			10,0	103,0	61,0	49,0	40,0	64174	●	
X	0.3970	10.08	7/16-24	1/2	4-11/16	2-3/4	2-23/64	1-49/64	52352	●	
10,1 mm	0.3976			12,0	118,0	71,0	56,0	45,0	64175	●	
10,2 mm	0.4016			12,0	118,0	71,0	56,0	45,0	64176	●	
Y	0.4040	10.26	7/16-28	1/2	4-11/16	2-3/4	2-23/64	1-49/64	52353	●	
10,3 mm	0.4055			12,0	118,0	71,0	56,0	45,0	64177	●	
13/32	0.4062	10.32		1/2	4-11/16	2-3/4	2-23/64	1-49/64	51528	●	
10,4 mm	0.4095			12,0	118,0	71,0	56,0	45,0	64178	●	
Z	0.4130	10.49		1/2	4-11/16	2-3/4	2-23/64	1-49/64	52354	●	
10,5 mm	0.4134		M12 X 1,5	12,0	118,0	71,0	56,0	45,0	64179	●	
10,6 mm	0.4173			12,0	118,0	71,0	56,0	45,0	64180	●	
10,7 mm	0.4213			12,0	118,0	71,0	56,0	45,0	64181	●	
27/64	0.4219	10.72	1/2-13	1/2	4-11/16	2-3/4	2-23/64	1-49/64	51529	●	
10,8 mm	0.4252		M12 X 1,25	12,0	118,0	71,0	56,0	45,0	64182	●	
10,9 mm	0.4291			12,0	118,0	71,0	56,0	45,0	64183	●	
11,0 mm	0.4331			12,0	118,0	71,0	56,0	45,0	64184	●	
11,1 mm	0.4370		M12 X 1	12,0	118,0	71,0	56,0	45,0	64185	●	
7/16	0.4375	11.11	1/4-18 NPT	1/2	4-11/16	2-3/4	2-23/64	1-49/64	51530	●	
11,2 mm	0.4409			12,0	118,0	71,0	56,0	45,0	64186	●	
11,25 mm	0.4429			12,0	118,0	71,0	56,0	45,0	64187	●	
11,3 mm	0.4449			12,0	118,0	71,0	56,0	45,0	64188	●	
11,4 mm	0.4488			12,0	118,0	71,0	56,0	45,0	64189	●	
11,5 mm	0.4528		M12 X 0,5	12,0	118,0	71,0	56,0	45,0	64190	●	
29/64	0.4531	11.51	1/2-20	1/2	4-11/16	2-3/4	2-23/64	1-49/64	51531	●	
11,6 mm	0.4567			12,0	118,0	71,0	56,0	45,0	64191	●	
11,7 mm	0.4606			12,0	118,0	71,0	56,0	45,0	64192	●	
11,8 mm	0.4646			12,0	118,0	71,0	56,0	45,0	64193	●	
11,9 mm	0.4685			12,0	118,0	71,0	56,0	45,0	64194	●	
15/32	0.4688	11.91	1/2-28	1/2	4-11/16	2-3/4	2-23/64	1-49/64	51532	●	
12,0 mm	0.4724		M14 X 2	12,0	118,0	71,0	56,0	45,0	64195	●	
31/64	0.4844	12.30	9/16-12	1/2	4-7/8	3-1/32	2-19/32	1-49/64	51533	●	
12,5 mm	0.4921		M14 X 1,5	14,0	124,0	77,0	60,0	45,0	64196	●	
1/2	0.5000	12.70		1/2	4-7/8	3-1/32	2-19/32	1-49/64	51534	●	
12,8 mm	0.5039		M14 X 1,25	14,0	124,0	77,0	60,0	45,0	64197	●	
13,0 mm	0.5118		M14 X 1	14,0	124,0	77,0	60,0	45,0	64198	●	
33/64	0.5156	13.10	9/16-18	5/8	4-7/8	3-1/32	2-19/32	1-49/64	51535	●	
17/32	0.5312	13.49	5/8-11	5/8	4-7/8	3-1/32	2-19/32	1-49/64	51536	●	
13,5 mm	0.5315			14,0	124,0	77,0	60,0	45,0	64199	●	

continued on next page

TOLERANCES (inch)

- $\leq .1181$ DIAMETER
D₁ = +.0008/+0.00047
D₂ = h₆
- >.1181-.2362 DIAMETER
D₁ = +.00016/+0.00063
D₂ = h₆
- >.2362-.3937 DIAMETER
D₁ = +.00024/+0.00083
D₂ = h₆
- >.3937-.7087 DIAMETER
D₁ = +.00028/+0.00098
D₂ = h₆
- >.7087-1.1811 DIAMETER
D₁ = +.00031/+0.00114
D₂ = h₆

TOLERANCES (mm)

- ≤ 3 DIAMETER
D₁ = +0,002/+0,012
D₂ = h₆
- >3-6 DIAMETER
D₁ = +0,004/+0,016
D₂ = h₆
- >6-10 DIAMETER
D₁ = +0,006/+0,021
D₂ = h₆
- >10-18 DIAMETER
D₁ = +0,007/+0,025
D₂ = h₆
- >18-30 DIAMETER
D₁ = +0,008/+0,029
D₂ = h₆

- STEELS
- STAINLESS STEELS
- CAST IRON
- HIGH TEMP ALLOYS
- TITANIUM
- NON-FERROUS
- HARDENED STEELS

- U.S. Stock Standard
- NOT STOCKED— Call for Delivery

For patent information visit www.kyocera-sgstool.com/patents



135 5xD

FRACTIONAL & METRIC SERIES

CONTINUED

CUTTING DIA.	DECIMAL EQUIV.	METRIC EQUIV.	TAP SIZE REFERENCE ONLY	SHANK DIA.	OVERALL LENGTH	FLUTE LENGTH	CLEARED LENGTH	SHANK LENGTH	Ti-NAMITE-A (AITIN)	STOCK
D ₁				D ₂	L ₁	L ₂	L ₃	L ₄	EDP NO.	
35/64	0.5469	13.89	5/8-12	5/8	4-7/8	3-1/32	2-19/32	1-49/64	51537	●
14,0 mm	0.5512		M16 X 2	14,0	124,0	77,0	60,0	45,0	64200	●
9/16	0.5625	14.29		5/8	5-1/4	3-1/4	2-3/4	1-57/64	51538	●
14,5 mm	0.5709		M16 X 1,5	16,0	133,0	83,0	63,0	48,0	64201	●
37/64	0.5781	14.68	5/8-18	5/8	5-1/4	3-1/4	2-3/4	1-57/64	51539	●
15,0 mm	0.5906		M16 X 1	16,0	133,0	83,0	63,0	48,0	64202	●
19/32	0.5938	15.08	11/16-11	5/8	5-1/4	3-1/4	2-3/4	1-57/64	51592	●
39/64	0.6094	15.48	11/16-12	5/8	5-1/4	3-1/4	2-3/4	1-57/64	51593	●
15,5 mm	0.6102		M18 X 2,5	16,0	133,0	83,0	63,0	48,0	64203	●
5/8	0.6250	15.88	11/16-16	5/8	5-1/4	3-1/4	2-3/4	1-57/64	51540	●
16,0 mm	0.6299			16,0	133,0	83,0	63,0	48,0	64204	●
41/64	0.6406	16.27	11/16-24	3/4	5-5/8	3-5/8	3-3/16	1-57/64	51594	●
16,5 mm	0.6496		M18 X 1,5	18,0	143,0	93,0	71,0	48,0	64205	●
21/32	0.6562	16.67	3/4-10	3/4	5-5/8	3-5/8	3-3/16	1-57/64	51541	●
17,0 mm	0.6693			18,0	143,0	93,0	71,0	48,0	64206	●
43/64	0.6719	17.07	3/4-12	3/4	5-5/8	3-5/8	3-3/16	1-57/64	51595	●
11/16	0.6875	17.46	3/4-16	3/4	5-5/8	3-5/8	3-3/16	1-57/64	51542	●
17,5 mm	0.6890		M20 X 2,5	18,0	143,0	93,0	71,0	48,0	64207	●
45/64	0.7031	17.86	3/4-20, 1/2-14 NPT	3/4	5-5/8	3-5/8	3-3/16	1-57/64	51543	●
18,0 mm	0.7087			18,0	143,0	93,0	71,0	48,0	64208	●
23/32	0.7188	18.26		3/4	6	4	3-3/8	1-31/32	51596	●
18,5 mm	0.7283		M20 X 1,5	20,0	153,0	101,0	77,0	50,0	64209	●
47/64	0.7344	18.65	13/16-12	3/4	6	4	3-3/8	1-31/32	51544	●
19,0 mm	0.7480			20,0	153,0	101,0	77,0	50,0	64210	●
3/4	0.7500	19.05	13/16-16	3/4	6	4	3-3/8	1-31/32	51545	●
49/64	0.7656	19.45	7/8-9	7/8	6	4	3-3/8	1-31/32	52355	●
19,5 mm	0.7677		M22 X 2,5	20,0	153,0	101,0	77,0	50,0	64211	●
25/32	0.7812	19.84		7/8	6	4	3-3/8	1-31/32	52356	●
20,0 mm	0.7874			20,0	153,0	101,0	77,0	50,0	64212	●
51/64	0.7969	20.24	7/8-12	7/8	6	4	3-3/8	1-31/32	52357	●
20,5 mm	0.8071			22,0	153,0	101,0	77,0	50,0	64533	●
13/16	0.8125	20.64	7/8-14	7/8	6-1/2	4-1/2	3-7/8	1-31/32	52358	●
21,0 mm	0.8268			22,0	153,0	101,0	77,0	50,0	64534	●
22,0 mm	0.8661			22,0	178,0	127,0	108,0	50,0	64535	●
7/8	0.8750	22.23	15/16-16, 1-8	7/8	6-1/2	4-1/2	3-7/8	1-31/32	52359	●
59/64	0.9219	23.42	1-12	1	7	5	4-3/8	2-1/8	52360	●

FRACTIONAL
Hi-PerCarb

Series 135 5D Fractional	Hardness	Vc (sfm)	Diameter (D ₁) (inch)								
			1/32	1/8	1/4	3/8	1/2	5/8	7/8		
P CARBON STEELS 1018, 1040, 1080, 1090, 10L50, 1140, 1212, 12L15, 1525, 1536	≤ 175 Bhn or ≤ 7 HRc	345	RPM	42173	10543	5272	3514	2636	2109	1506	
		(276-414)	Fr	0.0010	0.0040	0.0080	0.0120	0.0159	0.0199	0.0279	
			Feed (ipm)	42.0	42.0	42.0	42.0	42.0	42.0	42.0	
	≤ 275 Bhn or ≤ 28 HRc	310	RPM	37894	9474	4737	3158	2368	1895	1353	
		(248-372)	Fr	0.0009	0.0036	0.0072	0.0108	0.0144	0.0179	0.0251	
			Feed (ipm)	34.0	34.0	34.0	34.0	34.0	34.0	34.0	
	≤ 425 Bhn or ≤ 45 HRc	180	RPM	22003	5501	2750	1834	1375	1100	786	
		(144-216)	Fr	0.0007	0.0030	0.0060	0.0090	0.0120	0.0150	0.0210	
			Feed (ipm)	16.5	16.5	16.5	16.5	16.5	16.5	16.5	
	H ALLOY STEELS 4140, 4150, 4320, 5120, 5150, 8630, 86L20, 50100	≤ 275 Bhn or ≤ 28 HRc	270	RPM	33005	8251	4126	2750	2063	1650	1179
			(216-324)	Fr	0.0008	0.0030	0.0061	0.0091	0.0121	0.0151	0.0212
				Feed (ipm)	25.0	25.0	25.0	25.0	25.0	25.0	25.0
≤ 375 Bhn or ≤ 40 HRc		165	RPM	20170	5042	2521	1681	1261	1008	720	
		(132-198)	Fr	0.0006	0.0026	0.0052	0.0077	0.0103	0.0129	0.0180	
			Feed (ipm)	13.0	13.0	13.0	13.0	13.0	13.0	13.0	
≤ 450 Bhn or ≤ 48 HRc		115	RPM	14058	3514	1757	1171	879	703	502	
		(92-138)	Fr	0.0004	0.0018	0.0035	0.0053	0.0071	0.0088	0.0123	
			Feed (ipm)	6.2	6.2	6.2	6.2	6.2	6.2	6.2	
K TOOL STEELS A2, D2, H13, L2, M2, P20, S7, T15, W2		≤ 200 Bhn or ≤ 13 HRc	120	RPM	14669	3667	1834	1222	917	733	524
			(96-144)	Fr	0.0006	0.0026	0.0051	0.0077	0.0103	0.0128	0.0179
				Feed (ipm)	9.4	9.4	9.4	9.4	9.4	9.4	9.4
	≤ 375 Bhn or ≤ 40 HRc	80	RPM	9779	2445	1222	815	611	489	349	
		(64-96)	Fr	0.0003	0.0012	0.0024	0.0036	0.0047	0.0059	0.0083	
			Feed (ipm)	2.9	2.9	2.9	2.9	2.9	2.9	2.9	
	≤ 475 Bhn or ≤ 50 HRc	70	RPM	8557	2139	1070	713	535	428	306	
		(56-84)	Fr	0.0002	0.0008	0.0016	0.0024	0.0032	0.0040	0.0056	
			Feed (ipm)	1.7	1.7	1.7	1.7	1.7	1.7	1.7	
	M CAST IRONS Gray, Malleable, Ductile	≤ 220 Bhn or ≤ 19 HRc	300	RPM	36672	9168	4584	3056	2292	1834	1310
			(240-360)	Fr	0.0011	0.0045	0.0089	0.0134	0.0179	0.0224	0.0313
				Feed (ipm)	41.0	41.0	41.0	41.0	41.0	41.0	41.0
≤ 260 Bhn or ≤ 26 HRc		265	RPM	32394	8098	4049	2699	2025	1620	1157	
		(212-318)	Fr	0.0011	0.0046	0.0091	0.0137	0.0183	0.0228	0.0320	
			Feed (ipm)	37.0	37.0	37.0	37.0	37.0	37.0	37.0	
M STAINLESS STEELS (FREE MACHINING) 303, 416, 420F, 430F, 440F		≤ 185 Bhn or ≤ 9 HRc	250	RPM	30560	7640	3820	2547	1910	1528	1091
			(200-300)	Fr	0.0006	0.0026	0.0051	0.0077	0.0102	0.0128	0.0179
				Feed (ipm)	19.5	19.5	19.5	19.5	19.5	19.5	19.5
		≤ 275 Bhn or ≤ 28 HRc	150	RPM	18336	4584	2292	1528	1146	917	655
			(120-180)	Fr	0.0005	0.0020	0.0039	0.0059	0.0079	0.0098	0.0137
				Feed (ipm)	9.0	9.0	9.0	9.0	9.0	9.0	9.0
	M STAINLESS STEELS (DIFFICULT) 304, 316, 321, 13-8 PH, 15-5PH, 17-4 PH, Custom 450	≤ 275 Bhn or ≤ 28 HRc	80	RPM	9779	2445	1222	815	611	489	349
			(64-96)	Fr	0.0005	0.0020	0.0039	0.0059	0.0079	0.0098	0.0137
				Feed (ipm)	4.8	4.8	4.8	4.8	4.8	4.8	4.8
		≤ 375 Bhn or ≤ 40 HRc	55	RPM	6723	1681	840	560	420	336	240
			(44-66)	Fr	0.0004	0.0018	0.0036	0.0054	0.0071	0.0089	0.0125
				Feed (ipm)	3.0	3.0	3.0	3.0	3.0	3.0	3.0

continued on next page

Series	Hardness	Vc (sfm)	Diameter (D ₁) (inch)								
			1/32	1/8	1/4	3/8	1/2	5/8	7/8		
S SUPER ALLOYS (Nickel, Cobalt, Iron Base) Inconel 601, 617, 625, Incoloy, Monel 400, Rene, Waspaloy	≤ 300 Bhn or ≤ 32 HRc	40	RPM	4890	1222	611	407	306	244	175	
		(32-48)	Fr	0.0002	0.0008	0.0016	0.0025	0.0033	0.0041	0.0057	
			Feed (ipm)	1.0	1.0	1.0	1.0	1.0	1.0	1.0	
	≤ 400 Bhn or ≤ 43 HRc	20	RPM	2445	611	306	204	153	122	87	
		(16-24)	Fr	0.0002	0.0007	0.0013	0.0020	0.0026	0.0033	0.0046	
			Feed (ipm)	0.4	0.4	0.4	0.4	0.4	0.4	0.4	
	S TITANIUM ALLOYS Pure Titanium, Ti6Al4V, Ti6Al2Sn4Zr2Mo, Ti4Al4Mo2Sn0.5Si, Ti-6Al4V	≤ 275 Bhn or ≤ 28 HRc	105	RPM	12835	3209	1604	1070	802	642	458
			(84-126)	Fr	0.0005	0.0018	0.0036	0.0054	0.0072	0.0090	0.0127
				Feed (ipm)	5.8	5.8	5.8	5.8	5.8	5.8	5.8
		≤ 350 Bhn or ≤ 38 HRc	80	RPM	9779	2445	1222	815	611	489	349
			(64-96)	Fr	0.0004	0.0016	0.0032	0.0048	0.0064	0.0080	0.0112
				Feed (ipm)	3.9	3.9	3.9	3.9	3.9	3.9	3.9
≤ 440 Bhn or ≤ 47 HRc		42	RPM	5134	1284	642	428	321	257	183	
		(34-50)	Fr	0.0003	0.0012	0.0025	0.0037	0.0050	0.0062	0.0087	
			Feed (ipm)	1.6	1.6	1.6	1.6	1.6	1.6	1.6	
N ALUMINUM ALLOYS 2017, 2024, 356, 6061, 7075		≤ 80 Bhn or ≤ 47 HRb	635	RPM	77622	19406	9703	6469	4851	3881	2772
			(508-762)	Fr	0.0012	0.0049	0.0099	0.0148	0.0198	0.0247	0.0346
				Feed (ipm)	96.0	96.0	96.0	96.0	96.0	96.0	96.0
	≤ 150 Bhn or ≤ 7 HRc	540	RPM	66010	16502	8251	5501	4126	3300	2357	
		(432-648)	Fr	0.0012	0.0050	0.0099	0.0149	0.0199	0.0248	0.0348	
			Feed (ipm)	82.0	82.0	82.0	82.0	82.0	82.0	82.0	
	≤ 140 Bhn or ≤ 3 HRc	450	RPM	55008	13752	6876	4584	3438	2750	1965	
		(360-540)	Fr	0.0005	0.0020	0.0040	0.0060	0.0080	0.0100	0.0140	
			Feed (ipm)	27.5	27.5	27.5	27.5	27.5	27.5	27.5	
	≤ 200 Bhn or ≤ 23 HRc	360	RPM	44006	11002	5501	3667	2750	2200	1572	
		(288-432)	Fr	0.0005	0.0020	0.0040	0.0060	0.0080	0.0100	0.0140	
			Feed (ipm)	22.0	22.0	22.0	22.0	22.0	22.0	22.0	
COPPER ALLOYS Alum Bronze, C110, Muntz Brass	≤ 140 Bhn or ≤ 3 HRc	450	RPM	55008	13752	6876	4584	3438	2750	1965	
		Fr	0.0005	0.0020	0.0040	0.0060	0.0080	0.0100	0.0140		
		Feed (ipm)	27.5	27.5	27.5	27.5	27.5	27.5	27.5		
≤ 200 Bhn or ≤ 23 HRc	360	RPM	44006	11002	5501	3667	2750	2200	1572		
	(288-432)	Fr	0.0005	0.0020	0.0040	0.0060	0.0080	0.0100	0.0140		
		Feed (ipm)	22.0	22.0	22.0	22.0	22.0	22.0	22.0		

Bhn (Brinell) HRc (Rockwell C) HRb (Rockwell B)
 $rpm = Vc \times 3.82 / D_1$
 $ipm = Fr \times rpm$
 reduce speed and feed for materials harder than listed
 refer to the SGS Tool Wizard for complete technical information (www.kyocera-sgstoool.com)

Hi-PerCarb

Series 135M 5D Metric	Hardness	Vc (m/min)	Diameter (D ₁) (mm)									
			1.5	3	6	8	10	12	16	20		
P CARBON STEELS 1018, 1040, 1080, 1090, 10L50, 1140, 1212, 12L15, 1525, 1536	≤ 175 Bhn or ≤ 7 HRc	105	RPM	22297	11148	5574	4181	3344	2787	2090	1672	
		(84-126)	Fr	0.048	0.095	0.190	0.254	0.317	0.380	0.507	0.634	
			Feed (mm/min)	1060	1060	1060	1060	1060	1060	1060	1060	
	≤ 275 Bhn or ≤ 28 HRc	94	RPM	20035	10017	5009	3756	3005	2504	1878	1503	
		(76-113)	Fr	0.043	0.085	0.171	0.228	0.285	0.341	0.455	0.569	
			Feed (mm/min)	855	855	855	855	855	855	855	855	
	≤ 425 Bhn or ≤ 45 HRc	55	RPM	11633	5816	2908	2181	1745	1454	1091	872	
		(44-66)	Fr	0.036	0.071	0.143	0.190	0.238	0.285	0.381	0.476	
			Feed (mm/min)	415	415	415	415	415	415	415	415	
	H ALLOY STEELS 4140, 4150, 4320, 5120, 5150, 8630, 86L20, 50100	≤ 275 Bhn or ≤ 28 HRc	82	RPM	17449	8725	4362	3272	2617	2181	1636	1309
			(66-99)	Fr	0.036	0.072	0.143	0.191	0.239	0.287	0.382	0.478
				Feed (mm/min)	625	625	625	625	625	625	625	625
≤ 375 Bhn or ≤ 40 HRc		50	RPM	10664	5332	2666	1999	1600	1333	1000	800	
		(40-60)	Fr	0.031	0.062	0.124	0.165	0.206	0.248	0.330	0.413	
			Feed (mm/min)	330	330	330	330	330	330	330	330	
≤ 450 Bhn or ≤ 48 HRc		35	RPM	7432	3716	1858	1394	1115	929	697	557	
		(28-42)	Fr	0.022	0.043	0.086	0.115	0.144	0.172	0.230	0.287	
			Feed (mm/min)	160	160	160	160	160	160	160	160	
K TOOL STEELS A2, D2, H13, L2, M2, P20, S7, T15, W2		≤ 200 Bhn or ≤ 13 HRc	37	RPM	7755	3878	1939	1454	1163	969	727	582
			(29-44)	Fr	0.031	0.062	0.124	0.165	0.206	0.248	0.330	0.413
				Feed (mm/min)	240	240	240	240	240	240	240	240
	≤ 375 Bhn or ≤ 40 HRc	24	RPM	5170	2585	1293	969	776	646	485	388	
		(20-29)	Fr	0.015	0.029	0.058	0.077	0.097	0.116	0.155	0.193	
			Feed (mm/min)	75	75	75	75	75	75	75	75	
	≤ 475 Bhn or ≤ 50 HRc	21	RPM	4524	2262	1131	848	679	565	424	339	
		(17-26)	Fr	0.010	0.020	0.040	0.053	0.066	0.080	0.106	0.133	
			Feed (mm/min)	45	45	45	45	45	45	45	45	
	M CAST IRONS Gray, Malleable, Ductile	≤ 220 Bhn or ≤ 19 HRc	91	RPM	19388	9694	4847	3635	2908	2424	1818	1454
			(73-110)	Fr	0.054	0.108	0.217	0.289	0.361	0.433	0.578	0.722
				Feed (mm/min)	1050	1050	1050	1050	1050	1050	1050	1050
≤ 260 Bhn or ≤ 26 HRc		81	RPM	17126	8563	4282	3211	2569	2141	1606	1284	
		(65-97)	Fr	0.055	0.109	0.218	0.291	0.364	0.437	0.582	0.728	
			Feed (mm/min)	935	935	935	935	935	935	935	935	
M STAINLESS STEELS (FREE MACHINING) 303, 416, 420F, 430F, 440F	≤ 185 Bhn or ≤ 9 HRc	76	RPM	16157	8078	4039	3029	2424	2020	1515	1212	
		(61-91)	Fr	0.031	0.061	0.123	0.163	0.204	0.245	0.327	0.408	
			Feed (mm/min)	495	495	495	495	495	495	495	495	
	≤ 275 Bhn or ≤ 28 HRc	46	RPM	9694	4847	2424	1818	1454	1212	909	727	
		(37-55)	Fr	0.024	0.047	0.095	0.127	0.158	0.190	0.253	0.316	
			Feed (mm/min)	230	230	230	230	230	230	230	230	
	M STAINLESS STEELS (DIFFICULT) 304, 316, 321, 13-8 PH, 15-5PH, 17-4 PH, Custom 450	≤ 275 Bhn or ≤ 28 HRc	24	RPM	5170	2585	1293	969	776	646	485	388
			(20-29)	Fr	0.023	0.046	0.093	0.124	0.155	0.186	0.248	0.309
				Feed (mm/min)	120	120	120	120	120	120	120	120
		≤ 375 Bhn or ≤ 40 HRc	17	RPM	3555	1777	889	666	533	444	333	267
			(13-20)	Fr	0.021	0.042	0.084	0.113	0.141	0.169	0.225	0.281
				Feed (mm/min)	75	75	75	75	75	75	75	75

continued on next page

Series 135M 5D Metric	Hardness	Vc (m/min)	Diameter (D ₁) (mm)									
			1.5	3	6	8	10	12	16	20		
SUPER ALLOYS (Nickel, Cobalt, Iron Base) Inconel 601, 617, 625, Incoloy, Monel 400, Rene, Waspaloy	≤ 300 Bhn or ≤ 32 HRc	12	RPM	2585	1293	646	485	388	323	242	194	
		(10-15)	Fr	0.010	0.019	0.039	0.052	0.064	0.077	0.103	0.129	
			Feed (mm/min)	25	25	25	25	25	25	25	25	
	≤ 400 Bhn or ≤ 43 HRc	6	RPM	1293	646	323	242	194	162	121	97	
		(5-7)	Fr	0.007	0.014	0.028	0.037	0.046	0.056	0.074	0.093	
			Feed (mm/min)	9	9	9	9	9	9	9	9	
	TITANIUM ALLOYS Pure Titanium, Ti6Al4V, Ti6Al2Sn4Zr2Mo, Ti4Al4Mo2Sn0.5Si, Ti-6Al4V	≤ 275 Bhn or ≤ 28 HRc	32	RPM	6786	3393	1696	1272	1018	848	636	509
			(26-38)	Fr	0.021	0.043	0.085	0.114	0.142	0.171	0.228	0.285
				Feed (mm/min)	145	145	145	145	145	145	145	145
		≤ 350 Bhn or ≤ 38 HRc	24	RPM	5170	2585	1293	969	776	646	485	388
			(20-29)	Fr	0.019	0.039	0.077	0.103	0.129	0.155	0.206	0.258
				Feed (mm/min)	100	100	100	100	100	100	100	100
≤ 440 Bhn or ≤ 47 HRc		13	RPM	2714	1357	679	509	407	339	254	204	
		(10-15)	Fr	0.015	0.029	0.059	0.079	0.098	0.118	0.157	0.196	
			Feed (mm/min)	40	40	40	40	40	40	40	40	
ALUMINUM ALLOYS 2017, 2024, 356, 6061, 7075		≤ 80 Bhn or ≤ 47 HRb	194	RPM	41039	20519	10260	7695	6156	5130	3847	3078
			(155-232)	Fr	0.059	0.118	0.237	0.316	0.395	0.474	0.632	0.790
				Feed (mm/min)	2430	2430	2430	2430	2430	2430	2430	2430
	≤ 150 Bhn or ≤ 7 HRc	165	RPM	34899	17449	8725	6544	5235	4362	3272	2617	
		(132-198)	Fr	0.059	0.118	0.237	0.316	0.394	0.473	0.631	0.789	
			Feed (mm/min)	2065	2065	2065	2065	2065	2065	2065	2065	
	Copper Alloys Alum Bronze, C110, Muntz Brass	≤ 140 Bhn or ≤ 3 HRc	137	RPM	29082	14541	7271	5453	4362	3635	2726	2181
			(110-165)	Fr	0.027	0.053	0.107	0.142	0.178	0.213	0.284	0.355
				Feed (mm/min)	775	775	775	775	775	775	775	775
		≤ 200 Bhn or ≤ 23 HRc	110	RPM	23266	11633	5816	4362	3490	2908	2181	1745
			(88-132)	Fr	0.027	0.054	0.108	0.144	0.181	0.217	0.289	0.361
				Feed (mm/min)	630	630	630	630	630	630	630	630

Bhn (Brinell) HRc (Rockwell C) HRb (Rockwell B)
 $rpm = (Vc \times 1000) / (D_1 \times 3.14)$
 $mm/min = Fr \times rpm$
 reduce speed and feed for materials harder than listed
 refer to the SGS Tool Wizard for complete technical information (www.kyocera-sgstoool.com)

Hi-PerCarb

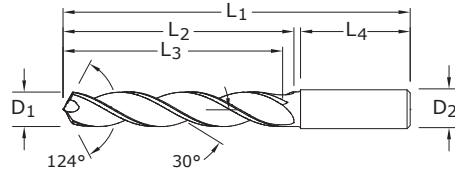


5xD



131N 5xD

FRACTIONAL & METRIC SERIES



- Triple margin design improves hole stability and size control while providing superior finish, roundness and hole cylindricity
- Self-stabilizing pyramid point design stabilizes the drill on contact with the workpiece
- Open flute structure efficiently transports chips while maintaining strength at high feed rates
- Sculpted gash allows chips to easily flow away from the drill center
- Recommended for materials ≤ 175 Bhn (≤ 16 HRC)

CUTTING DIA.	DECIMAL EQUIV.	METRIC EQUIV.	TAP SIZE REFERENCE ONLY	SHANK DIA.	OVERALL LENGTH	FLUTE LENGTH	CLEARED LENGTH	SHANK LENGTH	Ti-NAMITE-A (AITiN)	EDP NO.	STOCK
D ₁				D ₂	L ₁	L ₂	L ₃	L ₄			
3,0 mm	0.1181			6,0	66,0	28,0	23,0	36,0	64800	●	
3,1 mm	0.1220			6,0	66,0	28,0	23,0	36,0	64801	●	
1/8	0.1250	3.18		6,0	66,0	28,0	23,0	36,0	54800	●	
3,2 mm	0.1260		M3,5 X 0,35	6,0	66,0	28,0	23,0	36,0	64802	●	
3,3 mm	0.1299		M4 X 0,7	6,0	66,0	28,0	23,0	36,0	64803	●	
3,4 mm	0.1339			6,0	66,0	28,0	23,0	36,0	64804	●	
#29	0.1360	3.45	8-32,8-36	6,0	66,0	28,0	23,0	36,0	54801	●	
3,5 mm	0.1378		M4 X 0,5	6,0	66,0	28,0	23,0	36,0	64805	●	
9/64	0.1406	3.57		6,0	66,0	28,0	23,0	36,0	54802	●	
3,6 mm	0.1417		M4 X 0,35	6,0	66,0	28,0	23,0	36,0	64806	●	
3,7 mm	0.1457		M4,5 X 0,75	6,0	66,0	28,0	23,0	36,0	64807	●	
3,8 mm	0.1496		10-24	6,0	74,0	36,0	29,0	36,0	64808	●	
3,9 mm	0.1535			6,0	74,0	36,0	29,0	36,0	64809	●	
5/32	0.1562	3.97		6,0	74,0	36,0	29,0	36,0	54803	●	
4,0 mm	0.1575		M4,5 X 0,5	6,0	74,0	36,0	29,0	36,0	64810	●	
#21	0.1590	4.04	10-32	6,0	74,0	36,0	29,0	36,0	54804	●	
4,1 mm	0.1614			6,0	74,0	36,0	29,0	36,0	64811	●	
4,2 mm	0.1654		M5 / M5 x 0,75	6,0	74,0	36,0	29,0	36,0	64812	●	
4,3 mm	0.1693			6,0	74,0	36,0	29,0	36,0	64813	●	
11/64	0.1719	4.37		6,0	74,0	36,0	29,0	36,0	54805	●	
4,4 mm	0.1732		12-24	6,0	74,0	36,0	29,0	36,0	64814	●	
4,5 mm	0.1772		M5 X 0,5	6,0	74,0	36,0	29,0	36,0	64815	●	
4,6 mm	0.1811		12-28	6,0	74,0	36,0	29,0	36,0	64816	●	
4,7 mm	0.1850		12-32	6,0	74,0	36,0	29,0	36,0	64817	●	
3/16	0.1875	4.76		6,0	82,0	44,0	35,0	36,0	54806	●	
4,8 mm	0.1890		7/32-32	6,0	82,0	44,0	35,0	36,0	64818	●	
4,9 mm	0.1929			6,0	82,0	44,0	35,0	36,0	64819	●	
5,0 mm	0.1969		M6 X 1	6,0	82,0	44,0	35,0	36,0	64820	●	
5,1 mm	0.2008		1/4-20	6,0	82,0	44,0	35,0	36,0	64821	●	
13/64	0.2031	5.16		6,0	82,0	44,0	35,0	36,0	54807	●	
5,2 mm	0.2047		M6 X 0,75	6,0	82,0	44,0	35,0	36,0	64822	●	
5,3 mm	0.2087			6,0	82,0	44,0	35,0	36,0	64823	●	
5,4 mm	0.2126			6,0	82,0	44,0	35,0	36,0	64824	●	
5,5 mm	0.2165		M6 X 0,5	6,0	82,0	44,0	35,0	36,0	64825	●	
7/32	0.2188	5.56	1/4-32	6,0	82,0	44,0	35,0	36,0	54808	●	
5,6 mm	0.2205			6,0	82,0	44,0	35,0	36,0	64826	●	

TOLERANCES (inch)

$\leq .1181$ DIAMETER

D₁ = +.0008/+0.0047

D₂ = h₆

$>.1181-.2362$ DIAMETER

D₁ = +.00016/+0.00063

D₂ = h₆

$>.2362-.3937$ DIAMETER

D₁ = +.00024/+0.00083

D₂ = h₆

$>.3937-.7087$ DIAMETER

D₁ = +.00028/+0.00098

D₂ = h₆

$>.7087-1.1811$ DIAMETER

D₁ = +.00031/+0.0114

D₂ = h₆

TOLERANCES (mm)

≤ 3 DIAMETER

D₁ = +0,002/+0,012

D₂ = h₆

$>3-6$ DIAMETER

D₁ = +0,004/+0,016

D₂ = h₆

$>6-10$ DIAMETER

D₁ = +0,006/+0,021

D₂ = h₆

$>10-18$ DIAMETER

D₁ = +0,007/+0,025

D₂ = h₆

NON-FERROUS

PLASTICS/COMPOSITES

● U.S. Stock Standard

■ NOT STOCKED—
Call for Delivery

For patent information
visit www.kyocera-sgstoool.com/patents

continued on next page



131N 5xD
FRACTIONAL & METRIC SERIES

CONTINUED

CUTTING DIA.	DECIMAL EQUIV.	METRIC EQUIV.	TAP SIZE REFERENCE ONLY	SHANK DIA.	OVERALL LENGTH	FLUTE LENGTH	CLEARED LENGTH	SHANK LENGTH	Ti-NAMITE-A (AITIN)	STOCK
D ₁				D ₂	L ₁	L ₂	L ₃	L ₄	EDP NO.	
5,7 mm	0.2244			6,0	82,0	44,0	35,0	36,0	64827	●
5,8 mm	0.2283			6,0	82,0	44,0	35,0	36,0	64828	●
5,9 mm	0.2323			6,0	82,0	44,0	35,0	36,0	64829	●
15/64	0.2344	5.95		6,0	82,0	44,0	35,0	36,0	54809	●
6,0 mm	0.2362		M7 X 1	6,0	82,0	44,0	35,0	36,0	64830	●
6,1 mm	0.2402			8,0	91,0	53,0	43,0	36,0	64831	●
6,2 mm	0.2441		M7 X 0,75	8,0	91,0	53,0	43,0	36,0	64832	●
6,3 mm	0.2480			8,0	91,0	53,0	43,0	36,0	64833	●
1/4	0.2500	6.35		8,0	91,0	53,0	43,0	36,0	54810	●
6,4 mm	0.2520			8,0	91,0	53,0	43,0	36,0	64834	●
6,5 mm	0.2559			8,0	91,0	53,0	43,0	36,0	64835	●
F	0.2570	6.53	5/16-18	8,0	91,0	53,0	43,0	36,0	54811	●
6,6 mm	0.2598			8,0	91,0	53,0	43,0	36,0	64836	●
6,7 mm	0.2638			8,0	91,0	53,0	43,0	36,0	64837	●
17/64	0.2656	6.75	5/16-20	8,0	91,0	53,0	43,0	36,0	54812	●
6,8 mm	0.2677		M8 X 1,25	8,0	91,0	53,0	43,0	36,0	64838	●
6,9 mm	0.2717		5/16-24	8,0	91,0	53,0	43,0	36,0	64839	●
7,0 mm	0.2756		M8 X 1	8,0	91,0	53,0	43,0	36,0	64840	●
7,1 mm	0.2795			8,0	91,0	53,0	43,0	36,0	64841	●
9/32	0.2812	7.14	5/16-32	8,0	91,0	53,0	43,0	36,0	54813	●
7,2 mm	0.2835		M8 X 0,75	8,0	91,0	53,0	43,0	36,0	64842	●
7,3 mm	0.2874			8,0	91,0	53,0	43,0	36,0	64843	●
7,4 mm	0.2913			8,0	91,0	53,0	43,0	36,0	64844	●
7,5 mm	0.2953		M8 X 0,5	8,0	91,0	53,0	43,0	36,0	64845	●
19/64	0.2969	7.54		8,0	91,0	53,0	43,0	36,0	54814	●
7,6 mm	0.2992			8,0	91,0	53,0	43,0	36,0	64846	●
7,7 mm	0.3031			8,0	91,0	53,0	43,0	36,0	64847	●
7,8 mm	0.3071		M9 X 1,25	8,0	91,0	53,0	43,0	36,0	64848	●
7,9 mm	0.3110			8,0	91,0	53,0	43,0	36,0	64849	●
5/16	0.3125	7.94	3/8-16	8,0	91,0	53,0	43,0	36,0	54815	●
8,0 mm	0.3150		M9 X 1	8,0	91,0	53,0	43,0	36,0	64850	●
8,1 mm	0.3189			10,0	103,0	61,0	49,0	40,0	64851	●
8,2 mm	0.3228			10,0	103,0	61,0	49,0	40,0	64852	●
8,3 mm	0.3268			10,0	103,0	61,0	49,0	40,0	64853	●
21/64	0.3281	8.33	3/8-20	10,0	103,0	61,0	49,0	40,0	54816	●
8,4 mm	0.3307			10,0	103,0	61,0	49,0	40,0	64854	●
Q	0.3320	8.43	3/8-24	10,0	103,0	61,0	49,0	40,0	54817	●
8,5 mm	0.3346		M10 X 1,5	10,0	103,0	61,0	49,0	40,0	64855	●
8,6 mm	0.3386			10,0	103,0	61,0	49,0	40,0	64856	●
8,7 mm	0.3425			10,0	103,0	61,0	49,0	40,0	64857	●
11/32	0.3438	8.73	3/8-32	10,0	103,0	61,0	49,0	40,0	54818	●
8,8 mm	0.3465		M10 X 1,25	10,0	103,0	61,0	49,0	40,0	64858	●
8,9 mm	0.3504			10,0	103,0	61,0	49,0	40,0	64859	●
9,0 mm	0.3543		M10 X 1	10,0	103,0	61,0	49,0	40,0	64860	●
9,1 mm	0.3583			10,0	103,0	61,0	49,0	40,0	64861	●
23/64	0.3594	9.13		10,0	103,0	61,0	49,0	40,0	54819	●

continued on next page

Hi-PerCarb

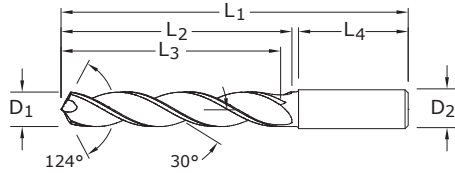


5xD



131N 5xD

FRACTIONAL & METRIC SERIES



- Triple margin design improves hole stability and size control while providing superior finish, roundness and hole cylindricity
- Self-stabilizing pyramid point design stabilizes the drill on contact with the workpiece
- Open flute structure efficiently transports chips while maintaining strength at high feed rates
- Sculpted gash allows chips to easily flow away from the drill center
- Recommended for materials ≤ 175 Bhn (≤ 16 HRc)

CUTTING DIA.	DECIMAL EQUIV.	METRIC EQUIV.	TAP SIZE REFERENCE ONLY	SHANK DIA.	OVERALL LENGTH	FLUTE LENGTH	CLEARED LENGTH	SHANK LENGTH	Ti-NAMITE-A (AITiN)	EDP NO.	STOCK
D ₁				D ₂	L ₁	L ₂	L ₃	L ₄			
9,2 mm	0.3622		M10 X 0,75	10,0	103,0	61,0	49,0	40,0	64862	●	
9,3 mm	0.3661			10,0	103,0	61,0	49,0	40,0	64863	●	
U	0.3680	9.35	7/16-14	10,0	103,0	61,0	49,0	40,0	54820	●	
9,4 mm	0.3701			10,0	103,0	61,0	49,0	40,0	64864	●	
9,5 mm	0.3740		M11 / M10 X 0,5	10,0	103,0	61,0	49,0	40,0	64865	●	
3/8	0.3750	9.53		10,0	103,0	61,0	49,0	40,0	54821	●	
9,6 mm	0.3780			10,0	103,0	61,0	49,0	40,0	64866	●	
9,7 mm	0.3819			10,0	103,0	61,0	49,0	40,0	64867	●	
9,8 mm	0.3858			10,0	103,0	61,0	49,0	40,0	64868	●	
9,9 mm	0.3898			10,0	103,0	61,0	49,0	40,0	64869	●	
25/64	0.3906	9.92	7/16-20	10,0	103,0	61,0	49,0	40,0	54822	●	
10,0 mm	0.3937			10,0	103,0	61,0	49,0	40,0	64870	●	
10,1 mm	0.3976			12,0	118,0	71,0	56,0	45,0	64871	●	
10,2 mm	0.4016		M12 X 1,75	12,0	118,0	71,0	56,0	45,0	64872	●	
10,3 mm	0.4055			12,0	118,0	71,0	56,0	45,0	64873	●	
13/32	0.4062	10.32		12,0	118,0	71,0	56,0	45,0	54823	●	
10,4 mm	0.4094			12,0	118,0	71,0	56,0	45,0	64874	●	
10,5 mm	0.4134		M12 X 1,5	12,0	118,0	71,0	56,0	45,0	64875	●	
10,6 mm	0.4173			12,0	118,0	71,0	56,0	45,0	64876	●	
10,7 mm	0.4213			12,0	118,0	71,0	56,0	45,0	64877	●	
27/64	0.4219	10.72	1/2-13	12,0	118,0	71,0	56,0	45,0	54824	●	
10,8 mm	0.4252		M12 X 1,25	12,0	118,0	71,0	56,0	45,0	64878	●	
10,9 mm	0.4291			12,0	118,0	71,0	56,0	45,0	64879	●	
11,0 mm	0.4331		M12 X 1	12,0	118,0	71,0	56,0	45,0	64880	●	
11,1 mm	0.4370			12,0	118,0	71,0	56,0	45,0	64881	●	
7/16	0.4375	11.11	1/4-18NPT	12,0	118,0	71,0	56,0	45,0	54825	●	
11,2 mm	0.4409			12,0	118,0	71,0	56,0	45,0	64882	●	
11,3 mm	0.4449			12,0	118,0	71,0	56,0	45,0	64883	●	
11,4 mm	0.4488			12,0	118,0	71,0	56,0	45,0	64884	●	
11,5 mm	0.4528		M12 X 0,5	12,0	118,0	71,0	56,0	45,0	64885	●	
11,6 mm	0.4567			12,0	118,0	71,0	56,0	45,0	64886	●	
11,7 mm	0.4606			12,0	118,0	71,0	56,0	45,0	64887	●	
11,8 mm	0.4646			12,0	118,0	71,0	56,0	45,0	64888	●	
11,9 mm	0.4685			12,0	118,0	71,0	56,0	45,0	64889	●	
15/32	0.4688	11.91	1/2-28	12,0	118,0	71,0	56,0	45,0	54826	●	
12,0 mm	0.4724		M14 X 2	12,0	118,0	71,0	56,0	45,0	64890	●	

TOLERANCES (inch)

$\leq .1181$ DIAMETER

D₁ = +.0008/+0.0047

D₂ = h₆

>.1181-.2362 DIAMETER

D₁ = +.00016/+0.00063

D₂ = h₆

>.2362-.3937 DIAMETER

D₁ = +.00024/+0.00083

D₂ = h₆

>.3937-.7087 DIAMETER

D₁ = +.00028/+0.00098

D₂ = h₆

>.7087-1.1811 DIAMETER

D₁ = +.00031/+0.0114

D₂ = h₆

TOLERANCES (mm)

≤ 3 DIAMETER

D₁ = +0,002/+0,012

D₂ = h₆

>3-6 DIAMETER

D₁ = +0,004/+0,016

D₂ = h₆

>6-10 DIAMETER

D₁ = +0,006/+0,021

D₂ = h₆

>10-18 DIAMETER

D₁ = +0,007/+0,025

D₂ = h₆

NON-FERROUS

PLASTICS/COMPOSITES

● U.S. Stock Standard

■ NOT STOCKED—
Call for Delivery

For patent information
visit www.kyocera-sgstoool.com/patents

continued on next page



131N 5xD

FRACTIONAL & METRIC SERIES

CONTINUED

CUTTING DIA.	DECIMAL EQUIV.	METRIC EQUIV.	TAP SIZE REFERENCE ONLY	SHANK DIA.	OVERALL LENGTH	FLUTE LENGTH	CLEARED LENGTH	SHANK LENGTH	Ti-NAMITE-A (AITiN)	STOCK
D ₁				D ₂	L ₁	L ₂	L ₃	L ₄	EDP NO.	
31/64	0.4844	12.30	9/16-12	14,0	124,0	77,0	60,0	45,0	54827	●
12,5 mm	0.4921		M14 X 1,5	14,0	124,0	77,0	60,0	45,0	64891	●
1/2	0.5000	12.70		14,0	124,0	77,0	60,0	45,0	54828	●
12,8 mm	0.5039		M14 X 1,25	14,0	124,0	77,0	60,0	45,0	64892	●
13,0 mm	0.5118		M14 X 1	14,0	124,0	77,0	60,0	45,0	64893	●
33/64	0.5156	13.10	9/16-18	14,0	124,0	77,0	60,0	45,0	54829	●
13,5 mm	0.5315		5/8-11	14,0	124,0	77,0	60,0	45,0	64894	●
13,8 mm	0.5433			14,0	124,0	77,0	60,0	45,0	64895	●
14,0 mm	0.5512		M16 X 2	14,0	124,0	77,0	60,0	45,0	64896	●
9/16	0.5625	14.29		16,0	133,0	83,0	63,0	48,0	54830	●
14,5 mm	0.5709		M16 X 1,5	16,0	133,0	83,0	63,0	48,0	64897	●
37/64	0.5781	14.68	5/8-18	16,0	133,0	83,0	63,0	48,0	54831	●
14,8 mm	0.5827			16,0	133,0	83,0	63,0	48,0	64898	●
15,0 mm	0.5906		M16 X 1	16,0	133,0	83,0	63,0	48,0	64899	●
15,5 mm	0.6102		M18 X 2,5	16,0	133,0	83,0	63,0	48,0	64900	●
15,8 mm	0.6220			16,0	133,0	83,0	63,0	48,0	64901	●
5/8	0.6250	15.88	11/16-16	16,0	133,0	83,0	63,0	48,0	54832	●
16,0 mm	0.6299			16,0	133,0	83,0	63,0	48,0	64902	●
21/32	0.6562	16.67	3/4-10	18,0	143,0	93,0	71,0	48,0	54833	●
11/16	0.6875	17.46	3/4-16	18,0	143,0	93,0	71,0	48,0	54834	●
3/4	0.7500	19.05	13/16-16	20,0	153,0	101,0	77,0	50,0	54835	●

Hi-PerCarb

Series 131N 5D Fractional	Hardness	Vc (sfm)	Diameter (D ₁) (inch)							
			1/8	3/16	1/4	3/8	1/2	5/8	3/4	
ALUMINUM ALLOYS < 12% SI 6061, 2024, 7075	≤ 150 Bhn or ≤ 7 HRc	800	RPM	24448	16299	12224	8149	6112	4890	4075
		(640-960)	Fr	0.0055	0.0083	0.0110	0.0166	0.0221	0.0276	0.0331
			Feed (ipm)	135	135	135	135	135	135	135
ALUMINUM ALLOYS > 12% SI A356.0, 390.0, 319.0	≤ 125 Bhn or ≤ 77 HRb	600	RPM	18336	12224	9168	6112	4584	3667	3056
		(480-720)	Fr	0.0055	0.0082	0.0109	0.0164	0.0218	0.0273	0.0327
			Feed (ipm)	100	100	100	100	100	100	100
COPPER ALLOYS Alum Bronze, Muntz Brass, Naval Brass	≤ 175 Bhn or ≤ 16 HRc	550	RPM	16808	11205	8404	5603	4202	3362	2801
		(440-660)	Fr	0.0020	0.0030	0.0040	0.0061	0.0081	0.0101	0.0121
			Feed (ipm)	34	34	34	34	34	34	34
PLASTICS Acrylic, PVC, Polypropylene		450	RPM	13752	9168	6876	4584	3438	2750	2292
		(360-540)	Fr	0.0025	0.0037	0.0049	0.0074	0.0099	0.0124	0.0148
			Feed (ipm)	34	34	34	34	34	34	34

Bhn (Brinell) HRc (Rockwell C) HRb (Rockwell B)
 $rpm = Vc \times 3.82 / D_1$
 $ipm = Fr \times rpm$
 reduce speed and feed for materials harder than listed
 refer to the SGS Tool Wizard for complete technical information (www.kyocera-sgstool.com)

Series 131N 5D Metric	Hardness	Vc (m/min)		Diameter (D ₁) (mm)						
				3	6	8	10	12	14	16
ALUMINUM ALLOYS < 12% SI 6061, 2024, 7075	≤ 150 Bhn or ≤ 7 HRc	244 (195-293)	RPM	25851	12926	9694	7755	6463	5540	4847
			Fr	0.133	0.265	0.354	0.442	0.531	0.619	0.708
			Feed (mm/min)	3430	3430	3430	3430	3430	3430	3430
ALUMINUM ALLOYS > 12% SI A356.0, 390.0, 319.0	≤ 125 Bhn or ≤ 77 HRb	183 (146-219)	RPM	19388	9694	7271	5816	4847	4155	3635
			Fr	0.131	0.262	0.349	0.437	0.524	0.611	0.699
			Feed (mm/min)	2540	2540	2540	2540	2540	2540	2540
COPPER ALLOYS Alum Bronze, Muntz Brass, Naval Brass	≤ 175 Bhn or ≤ 16 HRc	168 (134-201)	RPM	17773	8886	6665	5332	4443	3808	3332
			Fr	0.049	0.097	0.130	0.162	0.194	0.227	0.259
			Feed (mm/min)	864	864	864	864	864	864	864
PLASTICS Acrylic, PVC, Polypropylene		137 (110-165)	RPM	14541	7271	5453	4362	3635	3116	2726
			Fr	0.059	0.119	0.158	0.198	0.238	0.277	0.317
			Feed (mm/min)	864	864	864	864	864	864	864

Bhn (Brinell) HRc (Rockwell C) HRb (Rockwell B)
 $rpm = (Vc \times 1000) / (D_1 \times 3.14)$
 $mm/min = Fr \times rpm$
 reduce speed and feed for materials harder than listed
 refer to the SGS Tool Wizard for complete technical information (www.kyocera-sgstool.com)

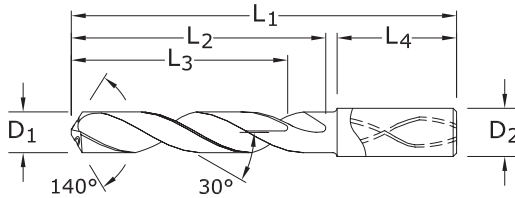
ICe-Carb



5xD



2



140 5xD

FRACTIONAL & METRIC SERIES

- Coolant through design promotes controlled and consistent operating temperatures improving coolant flow to the cut while maintaining strength
- Split point geometry for improved drill penetration and accuracy
- Controlled edge honing for longevity
- Negative corner position strengthens and protects
- Recommended for materials ≤ 60 HRc (≤ 654 Bhn)

CUTTING DIA.	DECIMAL EQUIV.	METRIC EQUIV.	TAP SIZE REFERENCE ONLY	mm					EDP NO.	STOCK
				SHANK DIA.	OVERALL LENGTH	FLUTE LENGTH	CLEARED LENGTH	SHANK LENGTH	Ti-NAMITE-A (AlTiN)	
D ₁				D ₂	L ₁	L ₂	L ₃	L ₄	EDP NO.	
3,0 mm	0.1181			6,0	66,0	28,0	23,0	36,0	63901	●
3,1 mm	0.1220			6,0	66,0	28,0	23,0	36,0	63902	●
1/8	0.1250	3.18		6,0	66,0	28,0	23,0	36,0	51901	●
3,2 mm	0.1260		M3,5 X 0,35	6,0	66,0	28,0	23,0	36,0	63903	●
3,3 mm	0.1299		M4 X 0,7	6,0	66,0	28,0	23,0	36,0	63904	●
3,4 mm	0.1339			6,0	66,0	28,0	23,0	36,0	63905	●
#29	0.1360	3.45	8-32,8-36	6,0	66,0	28,0	23,0	36,0	51902	●
3,5 mm	0.1378		M4 X 0,5	6,0	66,0	28,0	23,0	36,0	63906	●
9/64	0.1406	3.57		6,0	66,0	28,0	23,0	36,0	51903	●
3,6 mm	0.1417		M4 X 0,35	6,0	66,0	28,0	23,0	36,0	63907	●
3,7 mm	0.1457		M4,5 X 0,75	6,0	66,0	28,0	23,0	36,0	63908	●
3,8 mm	0.1496		10-24	6,0	74,0	36,0	29,0	36,0	51904	●
3,9 mm	0.1535			6,0	74,0	36,0	29,0	36,0	63909	●
5/32	0.1562	3.97		6,0	74,0	36,0	29,0	36,0	51905	●
4,0 mm	0.1575		M4,5 X 0,5	6,0	74,0	36,0	29,0	36,0	63910	●
#21	0.1590	4.04	10-32	6,0	74,0	36,0	29,0	36,0	51906	●
4,1 mm	0.1614			6,0	74,0	36,0	29,0	36,0	63911	●
4,2 mm	0.1654		M5 / M5 x 0,75	6,0	74,0	36,0	29,0	36,0	63912	●
4,3 mm	0.1693			6,0	74,0	36,0	29,0	36,0	63913	●
11/64	0.1719	4.37		6,0	74,0	36,0	29,0	36,0	51907	●
4,4 mm	0.1732		12-24	6,0	74,0	36,0	29,0	36,0	63914	●
4,5 mm	0.1772		M5 X 0,5	6,0	74,0	36,0	29,0	36,0	63915	●
4,6 mm	0.1811		12-28	6,0	74,0	36,0	29,0	36,0	63916	●
4,7 mm	0.1850		12-32	6,0	74,0	36,0	29,0	36,0	63917	●
3/16	0.1875	4.76		6,0	82,0	44,0	35,0	36,0	51908	●
4,8 mm	0.1890		7/32-32	6,0	82,0	44,0	35,0	36,0	63918	●
4,9 mm	0.1929			6,0	82,0	44,0	35,0	36,0	63919	●
5,0 mm	0.1969		M6 X 1	6,0	82,0	44,0	35,0	36,0	63920	●
5,1 mm	0.2008		1/4-20	6,0	82,0	44,0	35,0	36,0	63900	●
13/64	0.2031	5.16		6,0	82,0	44,0	35,0	36,0	51910	●
5,2 mm	0.2047		M6 X 0,75	6,0	82,0	44,0	35,0	36,0	63921	●
5,3 mm	0.2087			6,0	82,0	44,0	35,0	36,0	63922	●
5,4 mm	0.2126			6,0	82,0	44,0	35,0	36,0	63998	●
5,5 mm	0.2165		M6 X 0,5	6,0	82,0	44,0	35,0	36,0	63923	●

continued on next page

TOLERANCES (inch)

- ≤.1181 DIAMETER
D₁ = +.00008/+0.00047
D₂ = h₆
- >.1181-.2362 DIAMETER
D₁ = +.00016/+0.00063
D₂ = h₆
- >.2362-.3937 DIAMETER
D₁ = +.00024/+0.00083
D₂ = h₆
- >.3937-.7087 DIAMETER
D₁ = +.00028/+0.00098
D₂ = h₆
- >.7087-1.1811 DIAMETER
D₁ = +.00031/+0.00114
D₂ = h₆

TOLERANCES (mm)

- ≤3 DIAMETER
D₁ = +0,002/+0,012
D₂ = h₆
- >3-6 DIAMETER
D₁ = +0,004/+0,016
D₂ = h₆
- >6-10 DIAMETER
D₁ = +0,006/+0,021
D₂ = h₆
- >10-18 DIAMETER
D₁ = +0,007/+0,025
D₂ = h₆

- STEELS
- STAINLESS STEELS
- CAST IRON
- HIGH TEMP ALLOYS
- TITANIUM
- NON-FERROUS
- HARDENED STEELS

- U.S. Stock Standard
- NOT STOCKED—Call for Delivery

For patent information visit www.kyocera-sgtool.com/patents

140 5xD

FRACTIONAL & METRIC SERIES

CONTINUED

CUTTING DIA.	DECIMAL EQUIV.	METRIC EQUIV.	TAP SIZE REFERENCE ONLY	mm					EDP NO.	STOCK
				SHANK DIA.	OVERALL LENGTH	FLUTE LENGTH	CLEARED LENGTH	SHANK LENGTH	Ti-NAMITE-A (AITiN)	
D ₁				D ₂	L ₁	L ₂	L ₃	L ₄	EDP NO.	
7/32	0.2188	5.56	1/4-32	6,0	82,0	44,0	35,0	36,0	51912	●
5,6 mm	0.2205			6,0	82,0	44,0	35,0	36,0	63924	●
5,7 mm	0.2244			6,0	82,0	44,0	35,0	36,0	63925	●
5,8 mm	0.2283			6,0	82,0	44,0	35,0	36,0	63926	●
5,9 mm	0.2323			6,0	82,0	44,0	35,0	36,0	63927	●
15/64	0.2344	5.95		6,0	82,0	44,0	35,0	36,0	51913	●
6,0 mm	0.2362		M7 X 1	6,0	82,0	44,0	35,0	36,0	63928	●
6,1 mm	0.2402			8,0	91,0	53,0	43,0	36,0	63929	●
6,2 mm	0.2441		M7 X 0,75	8,0	91,0	53,0	43,0	36,0	63930	●
6,3 mm	0.2480			8,0	91,0	53,0	43,0	36,0	63931	●
1/4	0.2500	6.35		8,0	91,0	53,0	43,0	36,0	51914	●
6,4 mm	0.2520			8,0	91,0	53,0	43,0	36,0	63932	●
6,5 mm	0.2559			8,0	91,0	53,0	43,0	36,0	63933	●
F	0.2570	6.53	5/16-18	8,0	91,0	53,0	43,0	36,0	51915	●
6,6 mm	0.2598			8,0	91,0	53,0	43,0	36,0	63934	●
6,7 mm	0.2638			8,0	91,0	53,0	43,0	36,0	63935	●
17/64	0.2656	6.75	5/16-20	8,0	91,0	53,0	43,0	36,0	51916	●
6,8 mm	0.2677		M8 X 1,25	8,0	91,0	53,0	43,0	36,0	63936	●
6,9 mm	0.2717		5/16-24	8,0	91,0	53,0	43,0	36,0	63999	●
7,0 mm	0.2756		M8 X 1	8,0	91,0	53,0	43,0	36,0	63937	●
7,1 mm	0.2795			8,0	91,0	53,0	43,0	36,0	63938	●
9/32	0.2812	7.14	5/16-32	8,0	91,0	53,0	43,0	36,0	51918	●
7,2 mm	0.2835		M8 X 0,75	8,0	91,0	53,0	43,0	36,0	63939	●
7,3 mm	0.2874			8,0	91,0	53,0	43,0	36,0	63940	●
7,4 mm	0.2913			8,0	91,0	53,0	43,0	36,0	63941	●
7,5 mm	0.2953		M8 X 0,5	8,0	91,0	53,0	43,0	36,0	63942	●
19/64	0.2969	7.54		8,0	91,0	53,0	43,0	36,0	51919	●
7,6 mm	0.2992			8,0	91,0	53,0	43,0	36,0	63943	●
7,7 mm	0.3031			8,0	91,0	53,0	43,0	36,0	63944	●
7,8 mm	0.3071		M9 X 1,25	8,0	91,0	53,0	43,0	36,0	63945	●
7,9 mm	0.3110			8,0	91,0	53,0	43,0	36,0	63946	●
5/16	0.3125	7.94	3/8-16	8,0	91,0	53,0	43,0	36,0	51920	●
8,0 mm	0.3150		M9 X 1	8,0	91,0	53,0	43,0	36,0	63947	●
8,1 mm	0.3189			10,0	103,0	61,0	49,0	40,0	63948	●
8,2 mm	0.3228			10,0	103,0	61,0	49,0	40,0	63949	●
8,3 mm	0.3268			10,0	103,0	61,0	49,0	40,0	63950	●
21/64	0.3281	8.33	3/8-20	10,0	103,0	61,0	49,0	40,0	51921	●
8,4 mm	0.3307			10,0	103,0	61,0	49,0	40,0	63951	●
Q	0.3320	8.43	3/8-24	10,0	103,0	61,0	49,0	40,0	51922	●
8,5 mm	0.3346		M10 X 1,5	10,0	103,0	61,0	49,0	40,0	63952	●
8,6 mm	0.3386			10,0	103,0	61,0	49,0	40,0	63953	●
8,7 mm	0.3425			10,0	103,0	61,0	49,0	40,0	63954	●

continued on next page

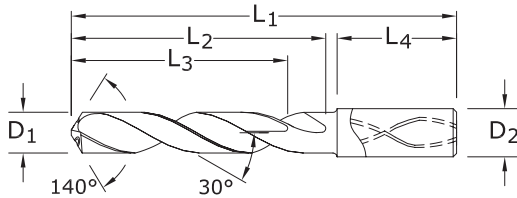
ICe-Carb



5xD



2



140 5xD

FRACTIONAL & METRIC SERIES

- Coolant through design promotes controlled and consistent operating temperatures improving coolant flow to the cut while maintaining strength
- Split point geometry for improved drill penetration and accuracy
- Controlled edge honing for longevity
- Negative corner position strengthens and protects
- Recommended for materials ≤ 60 HRc (≤ 654 Bhn)

CUTTING DIA.	DECIMAL EQUIV.	METRIC EQUIV.	TAP SIZE REFERENCE ONLY	mm					EDP NO.		STOCK
				SHANK DIA.	OVERALL LENGTH	FLUTE LENGTH	CLEARED LENGTH	SHANK LENGTH	Ti-NAMITE-A (AlTiN)		
D ₁				D ₂	L ₁	L ₂	L ₃	L ₄	EDP NO.		
11/32	0.3438	8.73	3/8-32	10,0	103,0	61,0	49,0	40,0	51923	●	
8,8 mm	0.3465		M10 X 1,25	10,0	103,0	61,0	49,0	40,0	63955	●	
8,9 mm	0.3504			10,0	103,0	61,0	49,0	40,0	63956	●	
9,0 mm	0.3543		M10 X 1	10,0	103,0	61,0	49,0	40,0	63957	●	
9,1 mm	0.3583			10,0	103,0	61,0	49,0	40,0	63958	●	
23/64	0.3594	9.13		10,0	103,0	61,0	49,0	40,0	51924	●	
9,2 mm	0.3622		M10 X 0,75	10,0	103,0	61,0	49,0	40,0	63959	●	
9,3 mm	0.3661			10,0	103,0	61,0	49,0	40,0	63960	●	
U	0.3680	9.35	7/16-14	10,0	103,0	61,0	49,0	40,0	51925	●	
9,4 mm	0.3701			10,0	103,0	61,0	49,0	40,0	63961	●	
9,5 mm	0.3740		M11 / M10 X 0,5	10,0	103,0	61,0	49,0	40,0	63962	●	
3/8	0.3750	9.53		10,0	103,0	61,0	49,0	40,0	51926	●	
9,6 mm	0.3780			10,0	103,0	61,0	49,0	40,0	63963	●	
9,7 mm	0.3819			10,0	103,0	61,0	49,0	40,0	63964	●	
9,8 mm	0.3858			10,0	103,0	61,0	49,0	40,0	63965	●	
9,9 mm	0.3898			10,0	103,0	61,0	49,0	40,0	63966	●	
25/64	0.3906	9.92	7/16-20	10,0	103,0	61,0	49,0	40,0	51927	●	
10,0 mm	0.3937			10,0	103,0	61,0	49,0	40,0	63967	●	
10,1 mm	0.3976			12,0	118,0	71,0	56,0	45,0	63968	●	
10,2 mm	0.4016		M12 X 1,75	12,0	118,0	71,0	56,0	45,0	63969	●	
10,3 mm	0.4055			12,0	118,0	71,0	56,0	45,0	63970	●	
13/32	0.4062	10.32		12,0	118,0	71,0	56,0	45,0	51928	●	
10,4 mm	0.4094			12,0	118,0	71,0	56,0	45,0	63971	●	
10,5 mm	0.4134		M12 X 1,5	12,0	118,0	71,0	56,0	45,0	63972	●	
10,6 mm	0.4173			12,0	118,0	71,0	56,0	45,0	63973	●	
10,7 mm	0.4213			12,0	118,0	71,0	56,0	45,0	63974	●	
27/64	0.4219	10.72	1/2-13	12,0	118,0	71,0	56,0	45,0	51929	●	
10,8 mm	0.4252		M12 X 1,25	12,0	118,0	71,0	56,0	45,0	63975	●	
10,9 mm	0.4291			12,0	118,0	71,0	56,0	45,0	63976	●	
11,0 mm	0.4331		M12 X 1	12,0	118,0	71,0	56,0	45,0	63977	●	
11,1 mm	0.4370			12,0	118,0	71,0	56,0	45,0	63978	●	
7/16	0.4375	11.11	1/4-18NPT	12,0	118,0	71,0	56,0	45,0	51930	●	
11,2 mm	0.4409			12,0	118,0	71,0	56,0	45,0	63979	●	
11,3 mm	0.4449			12,0	118,0	71,0	56,0	45,0	63980	●	

continued on next page

TOLERANCES (inch)

- ≤.1181 DIAMETER
D₁ = +.00008/+0.00047
D₂ = h₆
- >.1181-.2362 DIAMETER
D₁ = +.00016/+0.00063
D₂ = h₆
- >.2362-.3937 DIAMETER
D₁ = +.00024/+0.00083
D₂ = h₆
- >.3937-.7087 DIAMETER
D₁ = +.00028/+0.00098
D₂ = h₆
- >.7087-1.1811 DIAMETER
D₁ = +.00031/+0.00114
D₂ = h₆

TOLERANCES (mm)

- ≤3 DIAMETER
D₁ = +0,002/+0,012
D₂ = h₆
- >3-6 DIAMETER
D₁ = +0,004/+0,016
D₂ = h₆
- >6-10 DIAMETER
D₁ = +0,006/+0,021
D₂ = h₆
- >10-18 DIAMETER
D₁ = +0,007/+0,025
D₂ = h₆

- STEELS
- STAINLESS STEELS
- CAST IRON
- HIGH TEMP ALLOYS
- TITANIUM
- NON-FERROUS
- HARDENED STEELS

- U.S. Stock Standard
- NOT STOCKED—
Call for Delivery

For patent information visit www.kyocera-sgstool.com/patents

140 5xD

FRACTIONAL & METRIC SERIES

CONTINUED

CUTTING DIA.	DECIMAL EQUIV.	METRIC EQUIV.	TAP SIZE REFERENCE ONLY	mm					EDP NO.	STOCK
				SHANK DIA.	OVERALL LENGTH	FLUTE LENGTH	CLEARED LENGTH	SHANK LENGTH	Ti-NAMITE-A (AITiN)	
D ₁				D ₂	L ₁	L ₂	L ₃	L ₄	EDP NO.	
11,4 mm	0.4488			12,0	118,0	71,0	56,0	45,0	63981	●
11,5 mm	0.4528		M12 X 0,5	12,0	118,0	71,0	56,0	45,0	64000	●
11,6 mm	0.4567			12,0	118,0	71,0	56,0	45,0	63982	●
11,7 mm	0.4606			12,0	118,0	71,0	56,0	45,0	63983	●
11,8 mm	0.4646			12,0	118,0	71,0	56,0	45,0	63984	●
11,9 mm	0.4685			12,0	118,0	71,0	56,0	45,0	63985	●
15/32	0.4688	11.91	1/2-28	12,0	118,0	71,0	56,0	45,0	51932	●
12,0 mm	0.4724		M14 X 2	12,0	118,0	71,0	56,0	45,0	63986	●
31/64	0.4844	12.30	9/16-12	14,0	124,0	77,0	60,0	45,0	51933	●
12,5 mm	0.4921		M14 X 1,5	14,0	124,0	77,0	60,0	45,0	63987	●
1/2	0.5000	12.70		14,0	124,0	77,0	60,0	45,0	51934	●
12,8 mm	0.5039		M14 X 1,25	14,0	124,0	77,0	60,0	45,0	63988	●
13,0 mm	0.5118		M14 X 1	14,0	124,0	77,0	60,0	45,0	63989	●
33/64	0.5156	13.10	9/16-18	14,0	124,0	77,0	60,0	45,0	51935	●
13,5 mm	0.5315		5/8-11	14,0	124,0	77,0	60,0	45,0	64001	●
13,8 mm	0.5433			14,0	124,0	77,0	60,0	45,0	63990	●
14,0 mm	0.5512		M16 X 2	14,0	124,0	77,0	60,0	45,0	63991	●
9/16	0.5625	14.29		16,0	133,0	83,0	63,0	48,0	51937	●
14,5 mm	0.5709		M16 X 1,5	16,0	133,0	83,0	63,0	48,0	63992	●
37/64	0.5781	14.68	5/8-18	16,0	133,0	83,0	63,0	48,0	51938	●
14,8 mm	0.5827			16,0	133,0	83,0	63,0	48,0	63993	●
15,0 mm	0.5906		M16 X 1	16,0	133,0	83,0	63,0	48,0	63994	●
15,5 mm	0.6102		M18 X 2,5	16,0	133,0	83,0	63,0	48,0	63995	●
15,8 mm	0.6220			16,0	133,0	83,0	63,0	48,0	63996	●
5/8	0.6250	15.88	11/16-16	16,0	133,0	83,0	63,0	48,0	51939	●
16,0 mm	0.6299			16,0	133,0	83,0	63,0	48,0	63997	●
21/32	0.6562	16.67	3/4-10	18,0	143,0	93,0	71,0	48,0	51940	●
11/16	0.6875	17.46	3/4-16	18,0	143,0	93,0	71,0	48,0	51941	●
3/4	0.7500	19.05	13/16-16	20,0	153,0	101,0	77,0	50,0	51942	●

FRACTIONAL
ICe-Carb

Series 140 5D Fractional	Hardness	Vc (sfm)	Diameter (D ₁) (inch)								
			1/8	3/16	1/4	3/8	1/2	5/8	3/4		
P CARBON STEELS 1018, 1040, 1080, 1090, 10L50, 1140, 1212, 12L15, 1525, 1536	≤ 175 Bhn or ≤ 7 HRc	425 (340-510)	RPM	12988	8659	6494	4329	3247	2598	2165	
			Fr	0.0039	0.0059	0.0079	0.0118	0.0157	0.0196	0.0236	
			Feed (ipm)	51.0	51.0	51.0	51.0	51.0	51.0	51.0	
	≤ 275 Bhn or ≤ 28 HRc	380 (304-456)	RPM	11613	7742	5806	3871	2903	2323	1935	
			Fr	0.0035	0.0053	0.0071	0.0106	0.0141	0.0177	0.0212	
			Feed (ipm)	41.0	41.0	41.0	41.0	41.0	41.0	41.0	
	≤ 425 Bhn or ≤ 45 HRc	220 (176-264)	RPM	6723	4482	3362	2241	1681	1345	1121	
			Fr	0.0030	0.0045	0.0059	0.0089	0.0119	0.0149	0.0178	
			Feed (ipm)	20.0	20.0	20.0	20.0	20.0	20.0	20.0	
	H ALLOY STEELS 4140, 4150, 4320, 5120, 5150, 8630, 86L20, 50100	≤ 275 Bhn or ≤ 28 HRc	330 (264-396)	RPM	10085	6723	5042	3362	2521	2017	1681
				Fr	0.0030	0.0045	0.0059	0.0089	0.0119	0.0149	0.0178
				Feed (ipm)	30.0	30.0	30.0	30.0	30.0	30.0	30.0
≤ 375 Bhn or ≤ 40 HRc		200 (160-240)	RPM	6112	4075	3056	2037	1528	1222	1019	
			Fr	0.0025	0.0038	0.0051	0.0076	0.0101	0.0127	0.0152	
			Feed (ipm)	15.5	15.5	15.5	15.5	15.5	15.5	15.5	
≤ 450 Bhn or ≤ 48 HRc		140 (112-168)	RPM	4278	2852	2139	1426	1070	856	713	
			Fr	0.0018	0.0027	0.0036	0.0054	0.0072	0.0090	0.0108	
			Feed (ipm)	7.7	7.7	7.7	7.7	7.7	7.7	7.7	
K TOOL STEELS A2, D2, H13, L2, M2, P20, S7, T15, W2		≤ 200 Bhn or ≤ 13 HRc	145 (116-174)	RPM	4431	2954	2216	1477	1108	886	739
				Fr	0.0026	0.0039	0.0052	0.0078	0.0104	0.0130	0.0156
				Feed (ipm)	11.5	11.5	11.5	11.5	11.5	11.5	11.5
	≤ 375 Bhn or ≤ 40 HRc	95 (76-114)	RPM	2903	1935	1452	968	726	581	484	
			Fr	0.0012	0.0018	0.0024	0.0036	0.0048	0.0060	0.0072	
			Feed (ipm)	3.5	3.5	3.5	3.5	3.5	3.5	3.5	
	≤ 475 Bhn or ≤ 50 HRc	85 (68-102)	RPM	2598	1732	1299	866	649	520	433	
			Fr	0.0008	0.0012	0.0015	0.0023	0.0031	0.0038	0.0046	
			Feed (ipm)	2.0	2.0	2.0	2.0	2.0	2.0	2.0	
	M CAST IRONS Gray, Malleable, Ductile	≤ 220 Bhn or ≤ 19 HRc	360 (288-432)	RPM	11002	7334	5501	3667	2750	2200	1834
				Fr	0.0045	0.0068	0.0091	0.0136	0.0182	0.0227	0.0273
				Feed (ipm)	50.0	50.0	50.0	50.0	50.0	50.0	50.0
≤ 260 Bhn or ≤ 26 HRc		335 (268-402)	RPM	10238	6825	5119	3413	2559	2048	1706	
			Fr	0.0045	0.0068	0.0091	0.0136	0.0182	0.0227	0.0273	
			Feed (ipm)	46.5	46.5	46.5	46.5	46.5	46.5	46.5	
M STAINLESS STEELS (FREE MACHINING) 303, 416, 420F, 430F, 440F		≤ 185 Bhn or ≤ 9 HRc	305 (244-366)	RPM	9321	6214	4660	3107	2330	1864	1553
				Fr	0.0026	0.0039	0.0051	0.0077	0.0103	0.0129	0.0154
				Feed (ipm)	24.0	24.0	24.0	24.0	24.0	24.0	24.0
		≤ 275 Bhn or ≤ 28 HRc	195 (156-234)	RPM	5959	3973	2980	1986	1490	1192	993
				Fr	0.0020	0.0030	0.0040	0.0060	0.0081	0.0101	0.0121
				Feed (ipm)	12.0	12.0	12.0	12.0	12.0	12.0	12.0
	M STAINLESS STEELS (DIFFICULT) 304, 316, 321, 13-8 PH, 15-5PH, 17-4 PH, Custom 450	≤ 275 Bhn or ≤ 28 HRc	150 (120-180)	RPM	4584	3056	2292	1528	1146	917	764
				Fr	0.0020	0.0030	0.0040	0.0060	0.0079	0.0099	0.0119
				Feed (ipm)	9.1	9.1	9.1	9.1	9.1	9.1	9.1
		≤ 375 Bhn or ≤ 40 HRc	110 (88-132)	RPM	3362	2241	1681	1121	840	672	560
				Fr	0.0018	0.0027	0.0036	0.0054	0.0071	0.0089	0.0107
				Feed (ipm)	6.0	6.0	6.0	6.0	6.0	6.0	6.0

continued on next page

Series 140 5D Fractional	Hardness	Vc (sfm)	Diameter (D ₁) (inch)							
			1/8	3/16	1/4	3/8	1/2	5/8	3/4	
SUPER ALLOYS (NICKEL, COBALT, IRON BASE) Inconel 601, 617, 625, Incoloy, Monel 400, Rene, Waspaloy	≤ 300 Bhn or ≤ 32 HRc	95	RPM	2903	1935	1452	968	726	581	484
		(76-114)	Fr	0.0008	0.0012	0.0016	0.0024	0.0032	0.0040	0.0048
			Feed (ipm)	2.3	2.3	2.3	2.3	2.3	2.3	2.3
	≤ 400 Bhn or ≤ 43 HRc	50	RPM	1528	1019	764	509	382	306	255
		(40-60)	Fr	0.0007	0.0010	0.0013	0.0020	0.0026	0.0033	0.0039
			Feed (ipm)	1.0	1.0	1.0	1.0	1.0	1.0	1.0
S	≤ 275 Bhn or ≤ 28 HRc	215	RPM	6570	4380	3285	2190	1643	1314	1095
		(172-258)	Fr	0.0018	0.0026	0.0035	0.0053	0.0070	0.0088	0.0105
			Feed (ipm)	11.5	11.5	11.5	11.5	11.5	11.5	11.5
	≤ 350 Bhn or ≤ 38 HRc	160	RPM	4890	3260	2445	1630	1222	978	815
		(128-192)	Fr	0.0016	0.0024	0.0032	0.0048	0.0064	0.0080	0.0096
			Feed (ipm)	7.8	7.8	7.8	7.8	7.8	7.8	7.8
≤ 440 Bhn or ≤ 47 HRc	85	RPM	2598	1732	1299	866	649	520	433	
	(68-102)	Fr	0.0012	0.0018	0.0024	0.0036	0.0048	0.0060	0.0072	
		Feed (ipm)	3.1	3.1	3.1	3.1	3.1	3.1	3.1	
N	≤ 80 Bhn or ≤ 47 HRb	770	RPM	23531	15687	11766	7844	5883	4706	3922
		(616-924)	Fr	0.0049	0.0073	0.0098	0.0147	0.0195	0.0244	0.0293
			Feed (ipm)	115.0	115.0	115.0	115.0	115.0	115.0	115.0
	≤ 150 Bhn or ≤ 7 HRc	660	RPM	20170	13446	10085	6723	5042	4034	3362
		(528-792)	Fr	0.0050	0.0074	0.0099	0.0149	0.0198	0.0248	0.0297
			Feed (ipm)	100.0	100.0	100.0	100.0	100.0	100.0	100.0
≤ 140 Bhn or ≤ 3 HRc	550	RPM	16808	11205	8404	5603	4202	3362	2801	
	(440-660)	Fr	0.0020	0.0030	0.0040	0.0060	0.0080	0.0100	0.0120	
		Feed (ipm)	33.5	33.5	33.5	33.5	33.5	33.5	33.5	
COPPER ALLOYS Alum Bronze, C110, Muntz Brass	≤ 200 Bhn or ≤ 23 HRc	440	RPM	13446	8964	6723	4482	3362	2689	2241
		(352-528)	Fr	0.0020	0.0030	0.0040	0.0060	0.0080	0.0100	0.0120
			Feed (ipm)	27.0	27.0	27.0	27.0	27.0	27.0	27.0

Bhn (Brinell) HRc (Rockwell C) HRb (Rockwell B)
 $rpm = Vc \times 3.82 / D_1$
 $ipm = Fr \times rpm$
 reduce speed and feed for materials harder than listed
 refer to the SGS Tool Wizard for complete technical information (www.kyocera-sgstool.com)

ICe-Carb

Series 140M 5D Metric	Hardness	Vc (m/min)	Diameter (D ₁) (mm)								
			3	6	8	10	12	14	16		
P CARBON STEELS 1018, 1040, 1080, 1090, 10L50, 1140, 1212, 12L15, 1525, 1536	≤ 175 Bhn or ≤ 7 HRc	130	RPM	13733	6867	5150	4120	3433	2943	2575	
		(104-155)	Fr	0.095	0.189	0.252	0.316	0.379	0.442	0.505	
			Feed (mm/min)	1300	1300	1300	1300	1300	1300	1300	
	≤ 275 Bhn or ≤ 28 HRc	116	RPM	12279	6140	4605	3684	3070	2631	2302	
		(93-139)	Fr	0.086	0.171	0.228	0.285	0.342	0.399	0.456	
			Feed (mm/min)	1050	1050	1050	1050	1050	1050	1050	
	≤ 425 Bhn or ≤ 45 HRc	67	RPM	7109	3555	2666	2133	1777	1523	1333	
		(54-80)	Fr	0.071	0.142	0.189	0.237	0.284	0.332	0.379	
			Feed (mm/min)	505	505	505	505	505	505	505	
	H ALLOY STEELS 4140, 4150, 4320, 5120, 5150, 8630, 86L20, 50100	≤ 275 Bhn or ≤ 28 HRc	101	RPM	10664	5332	3999	3199	2666	2285	1999
			(80-121)	Fr	0.071	0.143	0.190	0.238	0.285	0.333	0.380
				Feed (mm/min)	760	760	760	760	760	760	760
≤ 375 Bhn or ≤ 40 HRc		61	RPM	6463	3231	2424	1939	1616	1385	1212	
		(49-73)	Fr	0.062	0.124	0.165	0.206	0.248	0.289	0.330	
			Feed (mm/min)	400	400	400	400	400	400	400	
≤ 450 Bhn or ≤ 48 HRc		43	RPM	4524	2262	1696	1357	1131	969	848	
		(34-51)	Fr	0.043	0.086	0.115	0.144	0.172	0.201	0.230	
			Feed (mm/min)	195	195	195	195	195	195	195	
K TOOL STEELS A2, D2, H13, L2, M2, P20, S7, T15, W2		≤ 200 Bhn or ≤ 13 HRc	44	RPM	4686	2343	1757	1406	1171	1004	879
			(35-53)	Fr	0.061	0.122	0.162	0.203	0.243	0.284	0.324
				Feed (mm/min)	285	285	285	285	285	285	285
	≤ 375 Bhn or ≤ 40 HRc	29	RPM	3070	1535	1151	921	767	658	576	
		(23-35)	Fr	0.029	0.059	0.078	0.098	0.117	0.137	0.156	
			Feed (mm/min)	90	90	90	90	90	90	90	
	≤ 475 Bhn or ≤ 50 HRc	26	RPM	2747	1373	1030	824	687	589	515	
		(21-31)	Fr	0.018	0.036	0.049	0.061	0.073	0.085	0.097	
			Feed (mm/min)	50	50	50	50	50	50	50	
	M CAST IRONS Gray, Malleable, Ductile	≤ 220 Bhn or ≤ 19 HRc	110	RPM	11633	5816	4362	3490	2908	2493	2181
			(88-132)	Fr	0.109	0.218	0.291	0.364	0.437	0.509	0.582
				Feed (mm/min)	1270	1270	1270	1270	1270	1270	1270
≤ 260 Bhn or ≤ 26 HRc		102	RPM	10825	5413	4059	3248	2706	2320	2030	
		(82-123)	Fr	0.109	0.218	0.291	0.363	0.436	0.509	0.581	
			Feed (mm/min)	1180	1180	1180	1180	1180	1180	1180	
M STAINLESS STEELS (FREE MACHINING) 303, 416, 420F, 430F, 440F	≤ 185 Bhn or ≤ 9 HRc	93	RPM	9856	4928	3696	2957	2464	2112	1848	
		(74-112)	Fr	0.061	0.123	0.164	0.205	0.246	0.286	0.327	
			Feed (mm/min)	605	605	605	605	605	605	605	
	≤ 275 Bhn or ≤ 28 HRc	59	RPM	6301	3151	2363	1890	1575	1350	1181	
		(48-71)	Fr	0.048	0.095	0.127	0.159	0.190	0.222	0.254	
			Feed (mm/min)	300	300	300	300	300	300	300	
	M STAINLESS STEELS (DIFFICULT) 304, 316, 321, 13-8 PH, 15-5PH, 17-4 PH, Custom 450	≤ 275 Bhn or ≤ 28 HRc	46	RPM	4847	2424	1818	1454	1212	1039	909
			(37-55)	Fr	0.047	0.095	0.127	0.158	0.190	0.221	0.253
				Feed (mm/min)	230	230	230	230	230	230	230
		≤ 375 Bhn or ≤ 40 HRc	34	RPM	3555	1777	1333	1066	889	762	666
			(27-40)	Fr	0.042	0.084	0.113	0.141	0.169	0.197	0.225
				Feed (mm/min)	150	150	150	150	150	150	150

continued on next page

Series 140M 5D Metric	Hardness	Vc (m/min)	Diameter (D ₁) (mm)							
			3	6	8	10	12	14	16	
SUPER ALLOYS (NICKEL, COBALT, IRON BASE) Inconel 601, 617, 625, Incoloy, Monel 400, Rene, Waspaloy	≤ 300 Bhn or ≤ 32 HRc	29	RPM	3070	1535	1151	921	767	658	576
		(23-35)	Fr	0.020	0.039	0.052	0.065	0.078	0.091	0.104
			Feed (mm/min)	60	60	60	60	60	60	60
	≤ 400 Bhn or ≤ 43 HRc	15	RPM	1616	808	606	485	404	346	303
		(12-18)	Fr	0.015	0.031	0.041	0.052	0.062	0.072	0.083
			Feed (mm/min)	25	25	25	25	25	25	25
S TITANIUM ALLOYS Pure Titanium, Ti6Al4V, Ti6Al2Sn4Zr2Mo, Ti4Al4Mo2Sn0.5Si, Ti-6Al4V	≤ 275 Bhn or ≤ 28 HRc	66	RPM	6947	3474	2605	2084	1737	1489	1303
		(52-79)	Fr	0.040	0.079	0.106	0.132	0.158	0.185	0.211
			Feed (mm/min)	275	275	275	275	275	275	275
	≤ 350 Bhn or ≤ 38 HRc	49	RPM	5170	2585	1939	1551	1293	1108	969
		(39-59)	Fr	0.039	0.077	0.103	0.129	0.155	0.181	0.206
			Feed (mm/min)	200	200	200	200	200	200	200
≤ 440 Bhn or ≤ 47 HRc	26	RPM	2747	1373	1030	824	687	589	515	
	(21-31)	Fr	0.029	0.058	0.078	0.097	0.117	0.136	0.155	
		Feed (mm/min)	80	80	80	80	80	80	80	
N ALUMINUM ALLOYS 2017, 2024, 356, 6061, 7075	≤ 80 Bhn or ≤ 47 HRb	235	RPM	24882	12441	9331	7465	6220	5332	4665
		(188-282)	Fr	0.118	0.237	0.316	0.395	0.473	0.552	0.631
			Feed (mm/min)	2945	2945	2945	2945	2945	2945	2945
	≤ 150 Bhn or ≤ 7 HRc	201	RPM	21327	10664	7998	6398	5332	4570	3999
		(161-241)	Fr	0.119	0.238	0.318	0.397	0.476	0.556	0.635
			Feed (mm/min)	2540	2540	2540	2540	2540	2540	2540
COPPER ALLOYS Alum Bronze, C110, Muntz Brass	≤ 140 Bhn or ≤ 3 HRc	168	RPM	17773	8886	6665	5332	4443	3808	3332
		(134-201)	Fr	0.048	0.096	0.128	0.159	0.191	0.223	0.255
			Feed (mm/min)	850	850	850	850	850	850	850
	≤ 200 Bhn or ≤ 23 HRc	134	RPM	14218	7109	5332	4265	3555	3047	2666
		(107-161)	Fr	0.048	0.096	0.128	0.161	0.193	0.225	0.257
			Feed (mm/min)	685	685	685	685	685	685	685

Bhn (Brinell) HRc (Rockwell C) HRb (Rockwell B)
 $rpm = (Vc \times 1000) / (D_1 \times 3.14)$
 $mm/min = Fr \times rpm$
 reduce speed and feed for materials harder than listed
 refer to the SGS Tool Wizard for complete technical information (www.kyocera-sgstool.com)

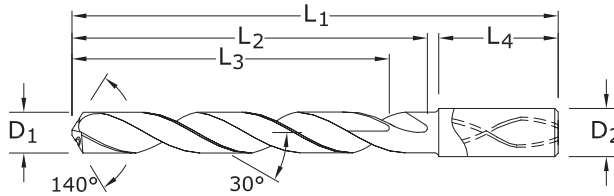
ICe-Carb



8xD



2



140 8xD

FRACTIONAL & METRIC SERIES

- Coolant through design promotes controlled and consistent operating temperatures improving coolant flow to the cut while maintaining strength
- Split point geometry for improved drill penetration and accuracy
- Controlled edge honing for longevity
- Negative corner position strengthens and protects
- Recommended for materials ≤ 60 HRc (≤ 654 Bhn)

CUTTING DIA.	DECIMAL EQUIV.	METRIC EQUIV.	TAP SIZE REFERENCE ONLY	mm					EDP NO.	STOCK
				SHANK DIA.	OVERALL LENGTH	FLUTE LENGTH	CLEARED LENGTH	SHANK LENGTH	Ti-NAMITE-A (AlTiN)	
D ₁				D ₂	L ₁	L ₂	L ₃	L ₄	EDP NO.	
3,0 mm	0.1181			6,0	72,0	34,0	29,0	36,0	63575	●
3,1 mm	0.1220			6,0	72,0	34,0	29,0	36,0	63576	●
1/8	0.1250	3.18		6,0	72,0	34,0	29,0	36,0	51801	●
3,2 mm	0.1260		M3,5 X 0,35	6,0	72,0	34,0	29,0	36,0	63577	●
3,3 mm	0.1299		M4 X 0,7	6,0	72,0	34,0	29,0	36,0	63578	●
3,4 mm	0.1339			6,0	72,0	34,0	29,0	36,0	63579	●
#29	0.1360	3.45	8-32,8-36	6,0	72,0	34,0	29,0	36,0	51802	●
3,5 mm	0.1378		M4 X 0,5	6,0	72,0	34,0	29,0	36,0	63580	●
9/64	0.1406	3.57		6,0	72,0	34,0	29,0	36,0	51803	●
3,6 mm	0.1417		M4 X 0,35	6,0	72,0	34,0	29,0	36,0	63581	●
3,7 mm	0.1457		M4,5 X 0,75	6,0	72,0	34,0	29,0	36,0	63582	●
3,8 mm	0.1496		10-24	6,0	81,0	43,0	36,0	36,0	63583	●
3,9 mm	0.1535			6,0	81,0	43,0	36,0	36,0	63584	●
5/32	0.1562	3.97		6,0	81,0	43,0	36,0	36,0	51804	●
4,0 mm	0.1575		M4,5 X 0,5	6,0	81,0	43,0	36,0	36,0	63585	●
#21	0.1590	4.04	10-32	6,0	81,0	43,0	36,0	36,0	51805	●
4,1 mm	0.1614			6,0	81,0	43,0	36,0	36,0	63586	●
4,2 mm	0.1654		M5 / M5 X 0,75	6,0	81,0	43,0	36,0	36,0	63587	●
4,3 mm	0.1693			6,0	81,0	43,0	36,0	36,0	63588	●
11/64	0.1719	4.37		6,0	81,0	43,0	36,0	36,0	51806	●
4,4 mm	0.1732		12-24	6,0	81,0	43,0	36,0	36,0	63589	●
4,5 mm	0.1772		M5 X 0,5	6,0	81,0	43,0	36,0	36,0	63590	●
4,6 mm	0.1811		12-28	6,0	81,0	43,0	36,0	36,0	63591	●
4,7 mm	0.1850		12-32	6,0	81,0	43,0	36,0	36,0	63592	●
3/16	0.1875	4.76		6,0	95,0	57,0	48,0	36,0	51807	●
4,8 mm	0.1890		7/32-32	6,0	95,0	57,0	48,0	36,0	63593	●
4,9 mm	0.1929			6,0	95,0	57,0	48,0	36,0	63594	●
5,0 mm	0.1969		M6 X 1	6,0	95,0	57,0	48,0	36,0	63595	●
5,1 mm	0.2008		1/4-20	6,0	95,0	57,0	48,0	36,0	63596	●
13/64	0.2031	5.16		6,0	95,0	57,0	48,0	36,0	51808	●
5,2 mm	0.2047		M6 X 0,75	6,0	95,0	57,0	48,0	36,0	63597	●
5,3 mm	0.2087			6,0	95,0	57,0	48,0	36,0	63598	●
5,4 mm	0.2126			6,0	95,0	57,0	48,0	36,0	63599	●
5,5 mm	0.2165		M6 X 0,5	6,0	95,0	57,0	48,0	36,0	63600	●

continued on next page

TOLERANCES (inch)

- ≤.1181 DIAMETER
D₁ = +.00008/+0.00047
D₂ = h₆
- >.1181-.2362 DIAMETER
D₁ = +.00016/+0.00063
D₂ = h₆
- >.2362-.3937 DIAMETER
D₁ = +.00024/+0.00083
D₂ = h₆
- >.3937-.7087 DIAMETER
D₁ = +.00028/+0.00098
D₂ = h₆
- >.7087-1.1811 DIAMETER
D₁ = +.00031/+0.00114
D₂ = h₆

TOLERANCES (mm)

- ≤3 DIAMETER
D₁ = +0,002/+0,012
D₂ = h₆
- >3-6 DIAMETER
D₁ = +0,004/+0,016
D₂ = h₆
- >6-10 DIAMETER
D₁ = +0,006/+0,021
D₂ = h₆
- >10-18 DIAMETER
D₁ = +0,007/+0,025
D₂ = h₆

STEELS
STAINLESS STEELS
CAST IRON
HIGH TEMP ALLOYS
TITANIUM
NON-FERROUS
HARDENED STEELS

- U.S. Stock Standard
- NOT STOCKED—Call for Delivery

For patent information visit www.kyocera-sgstoool.com/patents

140 8xD

FRACTIONAL & METRIC SERIES

CONTINUED

CUTTING DIA.	DECIMAL EQUIV.	METRIC EQUIV.	TAP SIZE REFERENCE ONLY	mm					EDP NO.	STOCK
				SHANK DIA.	OVERALL LENGTH	FLUTE LENGTH	CLEARED LENGTH	SHANK LENGTH	Ti-NAMITE-A (AITiN)	
D ₁				D ₂	L ₁	L ₂	L ₃	L ₄	EDP NO.	
7/32	0.2188	5.56	1/4-32	6,0	95,0	57,0	48,0	36,0	51809	●
5,6 mm	0.2205			6,0	95,0	57,0	48,0	36,0	63601	●
5,7 mm	0.2244			6,0	95,0	57,0	48,0	36,0	63602	●
5,8 mm	0.2283			6,0	95,0	57,0	48,0	36,0	63603	●
5,9 mm	0.2323			6,0	95,0	57,0	48,0	36,0	63604	●
15/64	0.2344	5.95		6,0	95,0	57,0	48,0	36,0	51810	●
6,0 mm	0.2362		M7 X 1	6,0	95,0	57,0	48,0	36,0	63605	●
6,1 mm	0.2402			8,0	114,0	76,0	64,0	36,0	63606	●
6,2 mm	0.2441		M7 X 0,75	8,0	114,0	76,0	64,0	36,0	63607	●
6,3 mm	0.2480			8,0	114,0	76,0	64,0	36,0	63608	●
1/4	0.2500	6.35		8,0	114,0	76,0	64,0	36,0	51811	●
6,4 mm	0.2520			8,0	114,0	76,0	64,0	36,0	63609	●
6,5 mm	0.2559			8,0	114,0	76,0	64,0	36,0	63610	●
F	0.2570	6.53	5/16-18	8,0	114,0	76,0	64,0	36,0	51812	●
6,6 mm	0.2598			8,0	114,0	76,0	64,0	36,0	63611	●
6,7 mm	0.2638			8,0	114,0	76,0	64,0	36,0	63612	●
17/64	0.2656	6.75	5/16-20	8,0	114,0	76,0	64,0	36,0	51813	●
6,8 mm	0.2677		M8 X 1,25	8,0	114,0	76,0	64,0	36,0	63613	●
6,9 mm	0.2717			8,0	114,0	76,0	64,0	36,0	63614	●
7,0 mm	0.2756		M8 X 1	8,0	114,0	76,0	64,0	36,0	63615	●
7,1 mm	0.2795			8,0	114,0	76,0	64,0	36,0	63616	●
9/32	0.2812	7.14	5/16-32	8,0	114,0	76,0	64,0	36,0	51814	●
7,2 mm	0.2835		M8 X 0,75	8,0	114,0	76,0	64,0	36,0	63617	●
7,3 mm	0.2874			8,0	114,0	76,0	64,0	36,0	63618	●
7,4 mm	0.2913			8,0	114,0	76,0	64,0	36,0	63619	●
7,5 mm	0.2953		M8 X 0,5	8,0	114,0	76,0	64,0	36,0	63620	●
19/64	0.2969	7.54		8,0	114,0	76,0	64,0	36,0	51815	●
7,6 mm	0.2992			8,0	114,0	76,0	64,0	36,0	63621	●
7,7 mm	0.3031			8,0	114,0	76,0	64,0	36,0	63622	●
7,8 mm	0.3071		M9 X 1,25	8,0	114,0	76,0	64,0	36,0	63623	●
7,9 mm	0.3110			8,0	114,0	76,0	64,0	36,0	63624	●
5/16	0.3125	7.94	3/8-16	8,0	114,0	76,0	64,0	36,0	51816	●
8,0 mm	0.3150		M9 X 1	8,0	114,0	76,0	64,0	36,0	63625	●
8,1 mm	0.3189			10,0	142,0	95,0	80,0	40,0	63626	●
8,2 mm	0.3228			10,0	142,0	95,0	80,0	40,0	63627	●
8,3 mm	0.3268			10,0	142,0	95,0	80,0	40,0	63628	●
21/64	0.3281	8.33	3/8-20	10,0	142,0	95,0	80,0	40,0	51817	●
8,4 mm	0.3307			10,0	142,0	95,0	80,0	40,0	63629	●
Q	0.3320	8.43	3/8-24	10,0	142,0	95,0	80,0	40,0	51818	●
8,5 mm	0.3346		M10 X 1,5	10,0	142,0	95,0	80,0	40,0	63630	●
8,6 mm	0.3386			10,0	142,0	95,0	80,0	40,0	63631	●
8,7 mm	0.3425			10,0	142,0	95,0	80,0	40,0	63632	●

continued on next page

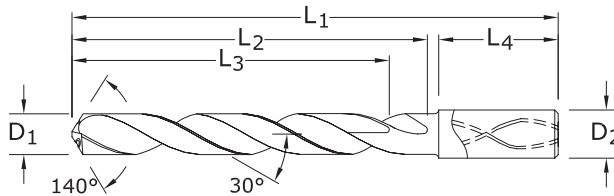
ICe-Carb



8xD



2



140 8xD

FRACTIONAL & METRIC SERIES

- Coolant through design promotes controlled and consistent operating temperatures improving coolant flow to the cut while maintaining strength
- Split point geometry for improved drill penetration and accuracy
- Controlled edge honing for longevity
- Negative corner position strengthens and protects
- Recommended for materials ≤ 60 HRc (≤ 654 Bhn)

CUTTING DIA. D ₁	DECIMAL EQUIV.	METRIC EQUIV.	TAP SIZE REFERENCE ONLY	mm					EDP NO.	Ti-NAMITE-A (AlTiN)	STOCK
				SHANK DIA. D ₂	OVERALL LENGTH L ₁	FLUTE LENGTH L ₂	CLEARED LENGTH L ₃	SHANK LENGTH L ₄			
11/32	0.3438	8.73	3/8-32	10,0	142,0	95,0	80,0	40,0	51819	●	
8,8 mm	0.3465		M10 X 1,25	10,0	142,0	95,0	80,0	40,0	63633	●	
8,9 mm	0.3504			10,0	142,0	95,0	80,0	40,0	63634	●	
9,0 mm	0.3543		M10 X 1	10,0	142,0	95,0	80,0	40,0	63635	●	
9,1 mm	0.3583			10,0	142,0	95,0	80,0	40,0	63636	●	
23/64	0.3594	9.13		10,0	142,0	95,0	80,0	40,0	51820	●	
9,2 mm	0.3622		M10 X 0,75	10,0	142,0	95,0	80,0	40,0	63637	●	
9,3 mm	0.3661			10,0	142,0	95,0	80,0	40,0	63638	●	
U	0.3680	9.35	7/16-14	10,0	142,0	95,0	80,0	40,0	51821	●	
9,4 mm	0.3701			10,0	142,0	95,0	80,0	40,0	63639	●	
9,5 mm	0.3740		M11 / M10 X 0,5	10,0	142,0	95,0	80,0	40,0	63640	●	
3/8	0.3750	9.53		10,0	142,0	95,0	80,0	40,0	51822	●	
9,6 mm	0.3780			10,0	142,0	95,0	80,0	40,0	63641	●	
9,7 mm	0.3819			10,0	142,0	95,0	80,0	40,0	63642	●	
9,8 mm	0.3858			10,0	142,0	95,0	80,0	40,0	63643	●	
9,9 mm	0.3898			10,0	142,0	95,0	80,0	40,0	63644	●	
25/64	0.3906	9.92	7/16-20	10,0	142,0	95,0	80,0	40,0	51823	●	
10,0 mm	0.3937			10,0	142,0	95,0	80,0	40,0	63645	●	
10,1 mm	0.3976			12,0	162,0	114,0	96,0	45,0	63646	●	
10,2 mm	0.4016		M12 X 1,75	12,0	162,0	114,0	96,0	45,0	63647	●	
10,3 mm	0.4055			12,0	162,0	114,0	96,0	45,0	63648	●	
13/32	0.4062	10.32		12,0	162,0	114,0	96,0	45,0	51824	●	
10,4 mm	0.4094			12,0	162,0	114,0	96,0	45,0	63649	●	
10,5 mm	0.4134		M12 X 1,5	12,0	162,0	114,0	96,0	45,0	63650	●	
10,6 mm	0.4173			12,0	162,0	114,0	96,0	45,0	63651	●	
10,7 mm	0.4213			12,0	162,0	114,0	96,0	45,0	63652	●	
27/64	0.4219	10.72	1/2-13	12,0	162,0	114,0	96,0	45,0	51825	●	
10,8 mm	0.4252		M12 X 1,25	12,0	162,0	114,0	96,0	45,0	63653	●	
10,9 mm	0.4291			12,0	162,0	114,0	96,0	45,0	63654	●	
11,0 mm	0.4331		M12 X 1	12,0	162,0	114,0	96,0	45,0	63655	●	
11,1 mm	0.4370			12,0	162,0	114,0	96,0	45,0	63656	●	
7/16	0.4375	11.11	1/4-18NPT	12,0	162,0	114,0	96,0	45,0	51826	●	

continued on next page

TOLERANCES (inch)

- ≤.1181 DIAMETER
D₁ = +.00008/+0.00047
D₂ = h₆
- >.1181-.2362 DIAMETER
D₁ = +.00016/+0.00063
D₂ = h₆
- >.2362-.3937 DIAMETER
D₁ = +.00024/+0.00083
D₂ = h₆
- >.3937-.7087 DIAMETER
D₁ = +.00028/+0.00098
D₂ = h₆
- >.7087-1.1811 DIAMETER
D₁ = +.00031/+0.00114
D₂ = h₆

TOLERANCES (mm)

- ≤3 DIAMETER
D₁ = +0,002/+0,012
D₂ = h₆
- >3-6 DIAMETER
D₁ = +0,004/+0,016
D₂ = h₆
- >6-10 DIAMETER
D₁ = +0,006/+0,021
D₂ = h₆
- >10-18 DIAMETER
D₁ = +0,007/+0,025
D₂ = h₆

- STEELS
- STAINLESS STEELS
- CAST IRON
- HIGH TEMP ALLOYS
- TITANIUM
- NON-FERROUS
- HARDENED STEELS

- U.S. Stock Standard
- NOT STOCKED—Call for Delivery

For patent information visit www.kyocera-sgstool.com/patents

140 8xD

FRACTIONAL & METRIC SERIES

CONTINUED

CUTTING DIA. D ₁	DECIMAL EQUIV.	METRIC EQUIV.	TAP SIZE REFERENCE ONLY	mm					EDP NO.	STOCK
				SHANK DIA. D ₂	OVERALL LENGTH L ₁	FLUTE LENGTH L ₂	CLEARED LENGTH L ₃	SHANK LENGTH L ₄	Ti-NAMITE-A (AITiN) EDP NO.	
11,2 mm	0.4409			12,0	162,0	114,0	96,0	45,0	63657	●
11,3 mm	0.4449			12,0	162,0	114,0	96,0	45,0	63658	●
11,4 mm	0.4488			12,0	162,0	114,0	96,0	45,0	63659	●
11,5 mm	0.4528		M12 X 0,5	12,0	162,0	114,0	96,0	45,0	63660	●
11,6 mm	0.4567			12,0	162,0	114,0	96,0	45,0	63661	●
11,7 mm	0.4606			12,0	162,0	114,0	96,0	45,0	63662	●
11,8 mm	0.4646			12,0	162,0	114,0	96,0	45,0	63663	●
11,9 mm	0.4685			12,0	162,0	114,0	96,0	45,0	63664	●
15/32	0.4688	11.91	1/2-28	12,0	162,0	114,0	96,0	45,0	51827	●
12,0 mm	0.4724		M14 X 2	12,0	162,0	114,0	96,0	45,0	63665	●
31/64	0.4844	12.30	9/16-12	14,0	178,0	133,0	112,0	45,0	51828	●
12,5 mm	0.4921		M14 X 1,5	14,0	178,0	133,0	112,0	45,0	63666	●
1/2	0.5000	12.70		14,0	178,0	133,0	112,0	45,0	51829	●
12,8 mm	0.5039		M14 X 1,25	14,0	178,0	133,0	112,0	45,0	63667	●
13,0 mm	0.5118		M14 X 1	14,0	178,0	133,0	112,0	45,0	63668	●
33/64	0.5156	13.10	9/16-18	14,0	178,0	133,0	112,0	45,0	51830	●
13,5 mm	0.5315		5/8-11	14,0	178,0	133,0	112,0	45,0	63669	●
13,8 mm	0.5433			14,0	178,0	133,0	112,0	45,0	63670	●
14,0 mm	0.5512		M16 X 2	14,0	178,0	133,0	112,0	45,0	63671	●
9/16	0.5625	14.29		16,0	203,0	152,0	128,0	48,0	51831	●
14,5 mm	0.5709		M16 X 1,5	16,0	203,0	152,0	128,0	48,0	63672	●
37/64	0.5781	14.68	5/8-18	16,0	203,0	152,0	128,0	48,0	51832	●
14,8 mm	0.5827			16,0	203,0	152,0	128,0	48,0	63673	●
15,0 mm	0.5906		M16 X 1	16,0	203,0	152,0	128,0	48,0	63674	●
15,5 mm	0.6102		M18 X 2,5	16,0	203,0	152,0	128,0	48,0	63675	●
15,8 mm	0.6220			16,0	203,0	152,0	128,0	48,0	63676	●
5/8	0.6250	15.88	11/16-16	16,0	203,0	152,0	128,0	48,0	51833	●
16,0 mm	0.6299			16,0	203,0	152,0	128,0	48,0	63677	●
21/32	0.6562	16.67	3/4-10	18,0	222,0	171,0	144,0	48,0	51834	●
11/16	0.6875	17.46	3/4-16	18,0	222,0	171,0	144,0	48,0	51835	●
3/4	0.7500	19.05	13/16-16	20,0	243,0	190,0	160,0	50,0	51836	●

FRACTIONAL Ice-Carb

Series 140 8D Fractional	Hardness	Vc (sfm)	Diameter (D ₁) (inch)								
			1/8	3/16	1/4	3/8	1/2	5/8	3/4		
P CARBON STEELS 1018, 1040, 1080, 1090, 10L50, 1140, 1212, 12L15, 1525, 1536	≤ 175 Bhn or ≤ 7 HRc	405 (324-486)	RPM	12377	8251	6188	4126	3094	2475	2063	
			Fr	0.0036	0.0053	0.0071	0.0107	0.0142	0.0178	0.0213	
			Feed (ipm)	44.0	44.0	44.0	44.0	44.0	44.0	44.0	
	≤ 275 Bhn or ≤ 28 HRc	370 (296-444)	RPM	11307	7538	5654	3769	2827	2261	1885	
			Fr	0.0030	0.0045	0.0060	0.0090	0.0120	0.0150	0.0180	
			Feed (ipm)	34.0	34.0	34.0	34.0	34.0	34.0	34.0	
	≤ 425 Bhn or ≤ 45 HRc	210 (168-252)	RPM	6418	4278	3209	2139	1604	1284	1070	
			Fr	0.0026	0.0039	0.0051	0.0077	0.0103	0.0129	0.0154	
			Feed (ipm)	16.5	16.5	16.5	16.5	16.5	16.5	16.5	
	H ALLOY STEELS 4140, 4150, 4320, 5120, 5150, 8630, 86L20, 50100	≤ 275 Bhn or ≤ 28 HRc	320 (256-384)	RPM	9779	6519	4890	3260	2445	1956	1630
				Fr	0.0026	0.0038	0.0051	0.0077	0.0102	0.0128	0.0153
				Feed (ipm)	25.0	25.0	25.0	25.0	25.0	25.0	25.0
≤ 375 Bhn or ≤ 40 HRc		190 (152-228)	RPM	5806	3871	2903	1935	1452	1161	968	
			Fr	0.0020	0.0030	0.0040	0.0059	0.0079	0.0099	0.0119	
			Feed (ipm)	11.5	11.5	11.5	11.5	11.5	11.5	11.5	
≤ 450 Bhn or ≤ 48 HRc		135 (108-162)	RPM	4126	2750	2063	1375	1031	825	688	
			Fr	0.0016	0.0024	0.0032	0.0047	0.0063	0.0079	0.0095	
			Feed (ipm)	6.5	6.5	6.5	6.5	6.5	6.5	6.5	
K TOOL STEELS A2, D2, H13, L2, M2, P20, S7, T15, W2		≤ 200 Bhn or ≤ 13 HRc	140 (112-168)	RPM	4278	2852	2139	1426	1070	856	713
				Fr	0.0020	0.0030	0.0040	0.0060	0.0079	0.0099	0.0119
				Feed (ipm)	8.5	8.5	8.5	8.5	8.5	8.5	8.5
	≤ 375 Bhn or ≤ 40 HRc	90 (72-108)	RPM	2750	1834	1375	917	688	550	458	
			Fr	0.0011	0.0016	0.0022	0.0033	0.0044	0.0055	0.0065	
			Feed (ipm)	3.0	3.0	3.0	3.0	3.0	3.0	3.0	
	≤ 475 Bhn or ≤ 50 HRc	80 (64-96)	RPM	2445	1630	1222	815	611	489	407	
			Fr	0.0006	0.0009	0.0012	0.0018	0.0025	0.0031	0.0037	
			Feed (ipm)	1.5	1.5	1.5	1.5	1.5	1.5	1.5	
	M CAST IRONS Gray, Malleable, Ductile	≤ 220 Bhn or ≤ 19 HRc	350 (280-420)	RPM	10696	7131	5348	3565	2674	2139	1783
				Fr	0.0037	0.0056	0.0075	0.0112	0.0150	0.0187	0.0224
				Feed (ipm)	40.0	40.0	40.0	40.0	40.0	40.0	40.0
≤ 260 Bhn or ≤ 26 HRc		310 (248-372)	RPM	9474	6316	4737	3158	2368	1895	1579	
			Fr	0.0039	0.0059	0.0078	0.0117	0.0156	0.0195	0.0234	
			Feed (ipm)	37.0	37.0	37.0	37.0	37.0	37.0	37.0	
M STAINLESS STEELS (FREE MACHINING) 303, 416, 420F, 430F, 440F		≤ 185 Bhn or ≤ 9 HRc	290 (232-348)	RPM	8862	5908	4431	2954	2216	1772	1477
				Fr	0.0020	0.0030	0.0039	0.0059	0.0079	0.0099	0.0118
				Feed (ipm)	17.5	17.5	17.5	17.5	17.5	17.5	17.5
		≤ 275 Bhn or ≤ 28 HRc	180 (144-216)	RPM	5501	3667	2750	1834	1375	1100	917
				Fr	0.0018	0.0027	0.0036	0.0055	0.0073	0.0091	0.0109
				Feed (ipm)	10.0	10.0	10.0	10.0	10.0	10.0	10.0
	M STAINLESS STEELS (DIFFICULT) 304, 316, 321, 13-8 PH, 15-5PH, 17-4 PH, Custom 450	≤ 275 Bhn or ≤ 28 HRc	130 (104-156)	RPM	3973	2649	1986	1324	993	795	662
				Fr	0.0018	0.0026	0.0035	0.0053	0.0070	0.0088	0.0106
				Feed (ipm)	7.0	7.0	7.0	7.0	7.0	7.0	7.0
		≤ 375 Bhn or ≤ 40 HRc	95 (76-114)	RPM	2903	1935	1452	968	726	581	484
				Fr	0.0016	0.0023	0.0031	0.0047	0.0062	0.0078	0.0093
				Feed (ipm)	4.5	4.5	4.5	4.5	4.5	4.5	4.5

continued on next page

Series 140 8D Fractional	Hardness	Vc (sfm)	Diameter (D ₁) (inch)								
			1/8	3/16	1/4	3/8	1/2	5/8	3/4		
S SUPER ALLOYS (NICKEL, COBALT, IRON BASE) Inconel 601, 617, 625, Incoloy, Monel 400, Rene, Waspaloy	≤ 300 Bhn or ≤ 32 HRc	65	RPM	1986	1324	993	662	497	397	331	
		(52-78)	Fr	0.0009	0.0013	0.0017	0.0026	0.0034	0.0043	0.0051	
			Feed (ipm)	1.7	1.7	1.7	1.7	1.7	1.7	1.7	
	≤ 400 Bhn or ≤ 43 HRc	35	RPM	1070	713	535	357	267	214	178	
		(28-42)	Fr	0.0006	0.0008	0.0011	0.0017	0.0022	0.0028	0.0034	
			Feed (ipm)	0.6	0.6	0.6	0.6	0.6	0.6	0.6	
	TITANIUM ALLOYS Pure Titanium, Ti6Al4V, Ti6Al2Sn4Zr2Mo, Ti4Al4Mo2Sn0.5Si, Ti-6Al4V	≤ 275 Bhn or ≤ 28 HRc	185	RPM	5654	3769	2827	1885	1413	1131	942
			(148-222)	Fr	0.0016	0.0024	0.0032	0.0048	0.0064	0.0080	0.0096
				Feed (ipm)	9.0	9.0	9.0	9.0	9.0	9.0	9.0
		≤ 350 Bhn or ≤ 38 HRc	140	RPM	4278	2852	2139	1426	1070	856	713
			(112-168)	Fr	0.0012	0.0018	0.0023	0.0035	0.0047	0.0058	0.0070
				Feed (ipm)	5.0	5.0	5.0	5.0	5.0	5.0	5.0
≤ 440 Bhn or ≤ 47 HRc		75	RPM	2292	1528	1146	764	573	458	382	
		(60-90)	Fr	0.0010	0.0015	0.0020	0.0030	0.0040	0.0050	0.0060	
			Feed (ipm)	2.3	2.3	2.3	2.3	2.3	2.3	2.3	
N ALUMINUM ALLOYS 2017, 2024, 356, 6061, 7075		≤ 80 Bhn or ≤ 47 HRb	730	RPM	22309	14873	11154	7436	5577	4462	3718
			(584-876)	Fr	0.0045	0.0067	0.0090	0.0134	0.0179	0.0224	0.0269
				Feed (ipm)	100.0	100.0	100.0	100.0	100.0	100.0	100.0
	≤ 150 Bhn or ≤ 7 HRc	635	RPM	19406	12937	9703	6469	4851	3881	3234	
		(508-762)	Fr	0.0046	0.0070	0.0093	0.0139	0.0186	0.0232	0.0278	
			Feed (ipm)	90.0	90.0	90.0	90.0	90.0	90.0	90.0	
	COPPER ALLOYS Alum Bronze, C110, Muntz Brass	≤ 140 Bhn or ≤ 3 HRc	255	RPM	7793	5195	3896	2598	1948	1559	1299
			(204-306)	Fr	0.0018	0.0027	0.0036	0.0054	0.0072	0.0090	0.0108
				Feed (ipm)	14.0	14.0	14.0	14.0	14.0	14.0	14.0
		≤ 200 Bhn or ≤ 23 HRc	235	RPM	7182	4788	3591	2394	1795	1436	1197
			(188-282)	Fr	0.0018	0.0027	0.0036	0.0054	0.0072	0.0091	0.0109
				Feed (ipm)	13.0	13.0	13.0	13.0	13.0	13.0	13.0

Bhn (Brinell) HRc (Rockwell C) HRb (Rockwell B)
 $rpm = Vc \times 3.82 / D_1$
 $ipm = Fr \times rpm$
 reduce speed and feed for materials harder than listed
 refer to the SGS Tool Wizard for complete technical information (www.kyocera-sgstoool.com)

ICe-Carb

Series 140M 8D Metric	Hardness	Vc (m/min)	Diameter (D ₁) (mm)								
			3	6	8	10	12	14	16		
P CARBON STEELS 1018, 1040, 1080, 1090, 10L50, 1140, 1212, 12L15, 1525, 1536	≤ 175 Bhn or ≤ 7 HRc	123	RPM	13087	6544	4908	3926	3272	2804	2454	
		(100-170)	Fr	0.085	0.171	0.228	0.285	0.342	0.399	0.455	
			Feed (mm/min)	1118	1118	1118	1118	1118	1118	1118	
	≤ 275 Bhn or ≤ 28 HRc	113	RPM	11956	5978	4484	3587	2989	2562	2242	
		(90-135)	Fr	0.072	0.144	0.193	0.241	0.289	0.337	0.385	
			Feed (mm/min)	864	864	864	864	864	864	864	
	≤ 425 Bhn or ≤ 45 HRc	64	RPM	6786	3393	2545	2036	1696	1454	1272	
		(51-77)	Fr	0.062	0.124	0.165	0.206	0.247	0.288	0.329	
			Feed (mm/min)	419	419	419	419	419	419	419	
	H ALLOY STEELS 4140, 4150, 4320, 5120, 5150, 8630, 86L20, 50100	≤ 275 Bhn or ≤ 28 HRc	98	RPM	10340	5170	3878	3102	2585	2216	1939
			(78-117)	Fr	0.061	0.123	0.164	0.205	0.246	0.287	0.328
				Feed (mm/min)	635	635	635	635	635	635	635
≤ 375 Bhn or ≤ 40 HRc		58	RPM	6140	3070	2302	1842	1535	1316	1151	
		(46-69)	Fr	0.048	0.095	0.127	0.159	0.190	0.222	0.254	
			Feed (mm/min)	292	292	292	292	292	292	292	
≤ 450 Bhn or ≤ 48 HRc		41	RPM	4362	2181	1636	1309	1091	935	818	
		(33-49)	Fr	0.038	0.076	0.101	0.126	0.151	0.177	0.202	
			Feed (mm/min)	165	165	165	165	165	165	165	
K TOOL STEELS A2, D2, H13, L2, M2, P20, S7, T15, W2		≤ 200 Bhn or ≤ 13 HRc	43	RPM	4524	2262	1696	1357	1131	969	848
			(34-51)	Fr	0.048	0.095	0.127	0.159	0.191	0.223	0.255
				Feed (mm/min)	216	216	216	216	216	216	216
	≤ 375 Bhn or ≤ 40 HRc	27	RPM	2908	1454	1091	872	727	623	545	
		(22-33)	Fr	0.026	0.052	0.070	0.087	0.105	0.122	0.140	
			Feed (mm/min)	76	76	76	76	76	76	76	
	≤ 475 Bhn or ≤ 50 HRc	24	RPM	2585	1293	969	776	646	554	485	
		(20-29)	Fr	0.015	0.029	0.039	0.049	0.059	0.069	0.079	
			Feed (mm/min)	38	38	38	38	38	38	38	
	M CAST IRONS Gray, Malleable, Ductile	≤ 220 Bhn or ≤ 19 HRc	107	RPM	11310	5655	4241	3393	2827	2424	2121
			(85-128)	Fr	0.090	0.180	0.240	0.299	0.359	0.419	0.479
				Feed (mm/min)	1016	1016	1016	1016	1016	1016	1016
≤ 260 Bhn or ≤ 26 HRc		94	RPM	10017	5009	3756	3005	2504	2147	1878	
		(76-113)	Fr	0.094	0.188	0.250	0.313	0.375	0.438	0.500	
			Feed (mm/min)	940	940	940	940	940	940	940	
M STAINLESS STEELS (FREE MACHINING) 303, 416, 420F, 430F, 440F	≤ 185 Bhn or ≤ 9 HRc	88	RPM	9371	4686	3514	2811	2343	2008	1757	
		(71-106)	Fr	0.047	0.095	0.126	0.158	0.190	0.221	0.253	
			Feed (mm/min)	445	445	445	445	445	445	445	
	≤ 275 Bhn or ≤ 28 HRc	55	RPM	5816	2908	2181	1745	1454	1246	1091	
		(44-66)	Fr	0.044	0.087	0.116	0.146	0.175	0.204	0.233	
			Feed (mm/min)	254	254	254	254	254	254	254	
	M STAINLESS STEELS (DIFFICULT) 304, 316, 321, 13-8 PH, 15-5PH, 17-4 PH, Custom 450	≤ 275 Bhn or ≤ 28 HRc	40	RPM	4201	2100	1575	1260	1050	900	788
			(32-48)	Fr	0.042	0.085	0.113	0.141	0.169	0.198	0.226
				Feed (mm/min)	178	178	178	178	178	178	178
		≤ 375 Bhn or ≤ 40 HRc	29	RPM	3070	1535	1151	921	767	658	576
			(23-35)	Fr	0.037	0.074	0.099	0.124	0.149	0.174	0.199
				Feed (mm/min)	114	114	114	114	114	114	114

continued on next page

Series 140M 8D Metric	Hardness	Vc (m/min)	Diameter (D ₁) (mm)								
			3	6	8	10	12	14	16		
SUPER ALLOYS (NICKEL, COBALT, IRON BASE) Inconel 601, 617, 625, Incoloy, Monel 400, Rene, Waspaloy	≤ 300 Bhn or ≤ 32 HRc	20	RPM	2100	1050	788	630	525	450	394	
		(16-24)	Fr	0.021	0.041	0.055	0.069	0.082	0.096	0.110	
			Feed (mm/min)	43	43	43	43	43	43	43	
	≤ 400 Bhn or ≤ 43 HRc	11	RPM	1131	565	424	339	283	242	212	
		(9-13)	Fr	0.013	0.027	0.036	0.045	0.054	0.063	0.072	
			Feed (mm/min)	15	15	15	15	15	15	15	
	TITANIUM ALLOYS Pure Titanium, Ti6Al4V, Ti6Al2Sn4Zr2Mo, Ti4Al4Mo2Sn0.5Si, Ti-6Al4V	≤ 275 Bhn or ≤ 28 HRc	56	RPM	5978	2989	2242	1793	1495	1281	1121
			(45-68)	Fr	0.038	0.076	0.102	0.127	0.153	0.178	0.204
				Feed (mm/min)	229	229	229	229	229	229	229
		≤ 350 Bhn or ≤ 38 HRc	43	RPM	4524	2262	1696	1357	1131	969	848
			(34-51)	Fr	0.028	0.056	0.075	0.094	0.112	0.131	0.150
				Feed (mm/min)	127	127	127	127	127	127	127
≤ 440 Bhn or ≤ 47 HRc		23	RPM	2424	1212	909	727	606	519	454	
		(18-27)	Fr	0.024	0.048	0.064	0.080	0.096	0.112	0.129	
			Feed (mm/min)	58	58	58	58	58	58	58	
ALUMINUM ALLOYS 2017, 2024, 356, 6061, 7075		≤ 80 Bhn or ≤ 47 HRb	223	RPM	23589	11795	8846	7077	5897	5055	4423
			(178-267)	Fr	0.108	0.215	0.287	0.359	0.431	0.502	0.574
				Feed (mm/min)	2540	2540	2540	2540	2540	2540	2540
	≤ 150 Bhn or ≤ 7 HRc	194	RPM	20519	10260	7695	6156	5130	4397	3847	
		(155-232)	Fr	0.111	0.223	0.297	0.371	0.446	0.520	0.594	
			Feed (mm/min)	2286	2286	2286	2286	2286	2286	2286	
	COPPER ALLOYS Alum Bronze, C110, Muntz Brass	≤ 140 Bhn or ≤ 3 HRc	78	RPM	8240	4120	3090	2472	2060	1766	1545
			(62-93)	Fr	0.043	0.086	0.115	0.144	0.173	0.201	0.230
				Feed (mm/min)	356	356	356	356	356	356	356
		≤ 200 Bhn or ≤ 23 HRc	72	RPM	7594	3797	2848	2278	1898	1627	1424
			(57-86)	Fr	0.043	0.087	0.116	0.145	0.174	0.203	0.232
				Feed (mm/min)	330	330	330	330	330	330	330

Bhn (Brinell) HRc (Rockwell C) HRb (Rockwell B)
 $rpm = (Vc \times 1000) / (D_1 \times 3.14)$
 $mm/min = Fr \times rpm$
 reduce speed and feed for materials harder than listed
 refer to the SGS Tool Wizard for complete technical information (www.kyocera-sgstool.com)

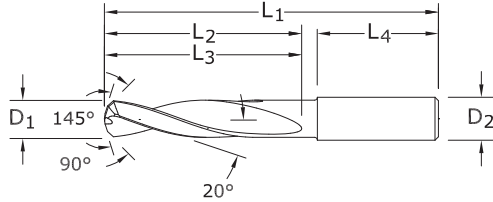
Series 120



3xD



2



120

FRACTIONAL & METRIC SERIES

- Double margin construction design stabilizes the drill for greater hole accuracy and improved surface finish in final hole
- Compound angle creates 4 cutting edges along the drill point
- Distinct double angle prevents abrasiveness of the Composite from localizing along the point

CUTTING DIAMETER D ₁	DECIMAL EQUIV.	METRIC EQUIV.	SHANK DIAMETER D ₂	OVERALL LENGTH L ₁	FLUTE LENGTH L ₂ /L ₃	SHANK LENGTH L ₄	Di-NAMITE (Diamond) EDP NO.	STOCK
#40	0.0980	2.49	1/8	2	9/16	1-1/4	50000	●
2,7 mm	0.1063		6,0	63,0	20,0	32,0	50001	●
3,0 mm	0.1181		6,0	63,0	20,0	36,0	50002	●
1/8	0.1250	3.18	1/4	2-1/2	3/4	1-7/16	50003	●
3,2 mm	0.1260		6,0	63,0	20,0	36,0	50004	●
#30	0.1285	3.26	1/4	2-1/2	3/4	1-7/16	50005	●
#28	0.1405	3.57	1/4	2-1/2	3/4	1-7/16	50006	●
#22	0.1570	3.99	1/4	2-5/8	7/8	1-7/16	50007	●
#21	0.1590	4.04	1/4	2-5/8	7/8	1-7/16	50008	●
4,1 mm	0.1614		6,0	66,0	24,0	36,0	50009	●
#19	0.1660	4.22	1/4	2-5/8	7/8	1-7/16	50010	●
11/64	0.1719	4.37	1/4	2-5/8	7/8	1-7/16	50011	●
3/16	0.1875	4.76	1/4	2-5/8	1	1-7/16	50012	●
#11	0.1910	4.85	1/4	2-5/8	1	1-7/16	50013	●
#8	0.1990	5.05	1/4	2-5/8	1	1-7/16	50014	●
#7	0.2010	5.11	1/4	2-5/8	1	1-7/16	50015	●
#2	0.2210	5.61	1/4	2-5/8	1	1-7/16	50016	●
6,0 mm	0.2362		6,0	66,0	28,0	36,0	50017	●
1/4	0.2500	6.35	1/4	3-1/8	1-5/16	1-7/16	50018	●
.2510	0.2510	6.38	5/16	3-1/8	1-5/16	1-7/16	50019	●
F	0.2570	6.53	5/16	3-1/8	1-5/16	1-7/16	50020	●
I	0.2720	6.91	5/16	3-1/8	1-5/16	1-7/16	50021	●
J	0.2770	7.04	5/16	3-1/8	1-5/16	1-7/16	50022	●
K	0.2810	7.14	5/16	3-1/8	1-9/16	1-7/16	50023	●
5/16	0.3125	7.94	5/16	3-1/8	1-9/16	1-7/16	50024	●
8,0 mm	0.3150		8,0	79,0	41,0	36,0	50025	●
3/8	0.3750	9.53	3/8	3-1/2	1-27/32	1-9/16	50026	●
V	0.3770	9.58	1/2	3-1/2	1-27/32	1-9/16	50027	●
10,0 mm	0.3937		10,0	89,0	47,0	40,0	50028	●
7/16	0.4375	11.11	1/2	4-1/16	2-3/16	1-9/16	50029	●
12,0 mm	0.4724		12,0	102,0	55,0	45,0	50030	●
1/2	0.5000	12.70	1/2	4-1/4	2-5/16	1-3/4	50031	●

TOLERANCES (inch)

#40-1/2 DIAMETER
D₁ = +.0000/- .0005
D₂ = h₆

TOLERANCES (mm)

2,7-12 DIAMETER
D₁ = +0,000/-0,013
D₂ = h₆

PLASTICS/COMPOSITES

- U.S. Stock Standard
- NOT STOCKED— Call for Delivery

For patent information visit www.kyocera-sgstoool.com/patents

Series 120 Fractional	Vc (sfm)		Diameter (D ₁) (inch)						
			1/8	3/16	1/4	5/16	3/8	7/16	1/2
N CFRP, AFRP (Carbon Fiber, Aramid Fiber)	320 (256-384)	RPM	9779	6519	4890	3912	3260	2794	2445
		Fr	0.0006	0.0009	0.0012	0.0015	0.0018	0.0021	0.0024
		Feed (ipm)	5.9	5.9	5.9	5.9	5.9	5.9	5.9
N GFRP (Fiberglass)	240 (192-288)	RPM	7334	4890	3667	2934	2445	2096	1834
		Fr	0.0006	0.0009	0.0012	0.0015	0.0018	0.0021	0.0024
		Feed (ipm)	4.4	4.4	4.4	4.4	4.4	4.4	4.4
N CARBON, GRAPHITE	400 (320-480)	RPM	12224	8149	6112	4890	4075	3493	3056
		Fr	0.0008	0.0012	0.0016	0.0020	0.0024	0.0028	0.0032
		Feed (ipm)	9.8	9.8	9.8	9.8	9.8	9.8	9.8

rpm = Vc x 3.82 / D₁
 ipm = Fr x rpm
 adjust speed and / or feed based on resin type and / or fiber structure
 refer to the SGS Tool Wizard for complete technical information (www.kyocera-sgstool.com)

Series 120 Metric	Vc (m/min)		Diameter (D ₁) (mm)						
			2.5	3	4	6	8	10	12
N CFRP, AFRP (Carbon Fiber, Aramid Fiber)	100 (80-120)	RPM	12722	10602	7951	5301	3976	3181	2650
		Fr	0.012	0.014	0.019	0.028	0.038	0.047	0.057
		Feed (mm/min)	150	150	150	150	150	150	150
N GFRP (Fiberglass)	75 (65-90)	RPM	9542	7951	5963	3976	2982	2385	1988
		Fr	0.012	0.014	0.019	0.029	0.039	0.048	0.058
		Feed (mm/min)	115	115	115	115	115	115	115
N CARBON, GRAPHITE	120 (96-144)	RPM	15266	12722	9542	6361	4771	3817	3181
		Fr	0.015	0.018	0.025	0.037	0.049	0.062	0.074
		Feed (mm/min)	235	235	235	235	235	235	235

rpm = (Vc x 1000) / (D₁ x 3.14)
 mm/min = Fr x rpm
 adjust speed and / or feed based on resin type and / or fiber structure
 refer to the SGS Tool Wizard for complete technical information (www.kyocera-sgstool.com)

General Purpose Drills



Hole Making

GENERAL PURPOSE DRILLS	SERIES	DESCRIPTION	PAGE
2 Flute	101	2 Flute Slow Spiral	278
Short Length Self Centering (DIN6539)	108M Plus	2 Flute Short Length DIN 6539	283
Straight Flute	106	Straight Flute 140 Point Geometry	290
3 Flute with 150 Point Geometry	103	3 Flute 150 Point Geometry	294

GENERAL PURPOSE COUNTERSINKS	SERIES	DESCRIPTION	PAGE
Combined Drill & Countersink	301	2 Flute Straight Flute Combined Drill and Countersink Fractional	300
	301M	2 Flute Straight Flute Combined Drill and Countersink Metric	301
Single Flute Countersink	601	Single Flute Fractional	306
3 Flute Countersink	603	3 Flute Fractional	309
6 Flute Countersink	606	6 Flute Fractional	312

GENERAL PURPOSE REAMERS	SERIES	DESCRIPTION	PAGE
Straight Flute Accu-Reamer	200	Accu-Reamer	316
Straight Flute Reamer	201M	Metric Reamer	320

Speed & Feed Recommendations listed after each series

Taladrado

TALADROS DE USO GENERAL	SERIE	DESCRIPCIÓN	PÁGINA
2 filos	101	2 filos, espiral de avance lento	278
Autocentrante de longitud corta (DIN6539)	108M Plus	2 filos, longitud corta, DIN 6539	283
Filo recto	106	Filo recto, geometría de 140 puntos	290
3 filos con geometría de 150 puntos	103	3 filos, geometría de 150 puntos	294

TALADROS DE USO AVELLANADORES	SERIE	DESCRIPCIÓN	PÁGINA
Taladro y avellanador combinados	301	2 filos, filo recto, taladro y avellanador combinados, fraccional	300
	301M	2 filos, filo recto, taladro y avellanador combinados, métrico	301
Avellanador de filo único	601	Filo único, fraccional	306
Avellanador de 3 filos	603	3 filos, fraccional	309
Avellanador de 6 filos	606	6 filos, fraccional	312

TALADROS DE USO ESCARIADORES	SERIE	DESCRIPCIÓN	PÁGINA
Escariador Accu de filo recto	200	Escariador Accu	316
Escariador de filo recto	201M	Escariador métrico	320

Recomendaciones de velocidades y avances mostradas tras cada serie

Outils de perçage

FORETS UNIVERSELS	SERIES	DESCRIPTION	PAGE
2 dents	101	2 dents à spirale lente	278
Court autocentrant (DIN 6539)	108M Plus	2 dents court DIN 6539	283
Denture droite	106B17	Denture droite à angle de pointe 140°	290
3 dents à angle de pointe 150°	103	3 dents à angle de pointe 150°	294
FORETS À FRAISER	SERIES	DESCRIPTION	PAGE
Foret et foret à fraiser combinés	301	2 dents denture droite foret et foret à fraiser combinés (fractionnel)	300
	301M	2 dents denture droite foret et foret à fraiser combinés (métrique)	301
Foret à fraiser à dent simple	601	Foret à dent simple (fractionnel)	306
Foret à fraiser 3 dents	603	3 dents (fractionnel)	309
foret à fraiser 6 dents	606	6 dents (fractionnel)	312
FORETS À ALÉSOIRS	SERIES	DESCRIPTION	PAGE
Alésoir denture droite Accu-Reamer	200	Alésoir Accu-Reamer	316
Alésoir denture droite	201M	Alésoir (métrique)	320

Recommandations de vitesse et avance indiquées après chaque série

2 Flute Drills • Metric: DIN 338

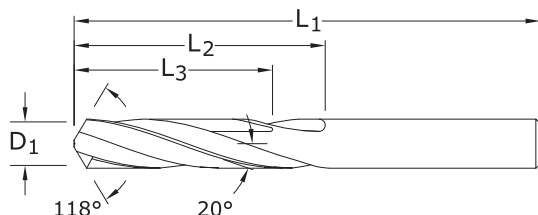


5xD



101

FRACTIONAL & METRIC SERIES



CUTTING DIAMETER D ₁	DECIMAL EQUIV.	METRIC EQUIV.	OVERALL LENGTH L ₁	FLUTE LENGTH L ₂	CLEARED LENGTH L ₃	EDP NO.		STOCK
						UNCOATED	Ti-NAMITE-A (AlTiN)	
#80	0.0135	0.34	3/4	3/16	5/32	51080	57076	●
#79	0.0145	0.37	3/4	3/16	5/32	51079	57077	●
1/64	0.0156	0.40	3/4	3/16	5/32	51101	57078	●
#78	0.0160	0.41	3/4	3/16	5/32	51078	57079	●
#77	0.0180	0.46	3/4	3/16	5/32	51077	57080	●
#76	0.0200	0.51	7/8	1/4	13/64	51076	57081	●
#75	0.0210	0.53	7/8	1/4	13/64	51075	57082	●
#74	0.0225	0.57	7/8	1/4	13/64	51074	57083	●
#73	0.0240	0.61	7/8	1/4	13/64	51073	57084	●
#72	0.0250	0.64	1	5/16	1/4	51072	57085	●
#71	0.0260	0.66	1	5/16	1/4	51071	57086	●
0,7 mm	0.0276		28,0	9,0	7,0	61001	68268	●
#70	0.0280	0.71	1-1/4	1/2	13/32	51070	57087	●
#69	0.0292	0.74	1-1/4	1/2	13/32	51069	57088	●
#68	0.0310	0.79	1-1/4	1/2	13/32	51068	57089	●
1/32	0.0312	0.79	1-1/4	1/2	13/32	51102	57090	●
0,8 mm	0.0315		30,0	10,0	8,0	61003	68269	●
#67	0.0320	0.81	1-1/4	1/2	13/32	51067	57091	●
#66	0.0330	0.84	1-1/4	1/2	13/32	51066	57092	●
#65	0.0350	0.89	1-3/8	5/8	1/2	51065	57093	●
0,9 mm	0.0354		32,0	11,0	8,0	61005	68270	●
#64	0.0360	0.91	1-3/8	5/8	1/2	51064	57094	●
#63	0.0370	0.94	1-3/8	5/8	1/2	51063	57095	●
#62	0.0380	0.97	1-3/8	5/8	1/2	51062	57096	●
#61	0.0390	0.99	1-3/8	5/8	1/2	51061	57097	●
1,0 mm	0.0394		34,0	12,0	9,0	61007	68271	●
#60	0.0400	1.02	1-1/2	3/4	39/64	51060	57098	●
#59	0.0410	1.04	1-1/2	3/4	39/64	51059	57099	●
#58	0.0420	1.07	1-1/2	3/4	39/64	51058	57100	●
#57	0.0430	1.09	1-1/2	3/4	39/64	51057	57101	●
1,1 mm	0.0433		36,0	14,0	11,0	61052	68294	●
#56	0.0465	1.18	1-1/2	3/4	39/64	51056	57102	●
3/64	0.0469	1.19	1-1/2	3/4	39/64	51103	57103	●
1,2 mm	0.0472		38,0	16,0	12,0	61053	68295	●
1,3 mm	0.0512		38,0	16,0	12,0	61054	68296	●
#55	0.0520	1.32	1-1/2	3/4	39/64	51055	57104	●
#54	0.0550	1.40	1-1/2	3/4	39/64	51054	57105	●
1,4 mm	0.0551		40,0	18,0	14,0	61055	68297	●
1,5 mm	0.0591		40,0	18,0	14,0	61009	68272	●
#53	0.0595	1.51	1-1/2	3/4	39/64	51053	57106	●
*1/16	0.0625	1.59	1-1/2	3/4	39/64	51104	57107	●
1,6 mm	0.0630		43,0	20,0	16,0	61056	68298	●
#52	0.0635	1.61	1-1/2	3/4	39/64	51052	57108	●
1,7 mm	0.0669		43,0	20,0	17,0	61057	68299	●

continued on next page

TOLERANCES (inch)

D₁ = +0.0000/-0.0005

TOLERANCES (mm)

D₁ = +0,0000/-0,0127

- STEELS
- STAINLESS STEELS
- CAST IRON
- HIGH TEMP ALLOYS
- TITANIUM
- HARDENED STEELS
- NON-FERROUS
- PLASTICS/COMPOSITES

- U.S. Stock Standard
- NOT STOCKED—
Call for Delivery

For patent information
visit www.kyocera-sgtool.com/patents

2 Flute Drills • Metric: DIN 338

101

FRACTIONAL & METRIC SERIES

CONTINUED

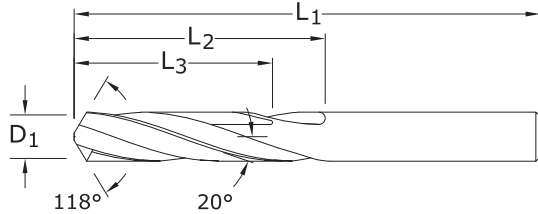
CUTTING DIAMETER D ₁	DECIMAL EQUIV.	METRIC EQUIV.	OVERALL LENGTH L ₁	FLUTE LENGTH L ₂	CLEARED LENGTH L ₃	EDP NO.		STOCK
						UNCOATED	Ti-NAMITE-A (AITiN)	
#51	0.0670	1.70	1-1/2	3/4	39/64	51051	57109	●
#50	0.0700	1.78	1-3/4	7/8	45/64	51050	57110	●
1,8 mm	0.0709		46,0	22,0	17,0	61058	68300	●
#49	0.0730	1.85	1-3/4	7/8	45/64	51049	57111	●
1,9 mm	0.0748		46,0	22,0	17,0	61059	68301	●
#48	0.0760	1.93	1-3/4	7/8	45/64	51048	57112	●
5/64	0.0781	1.98	1-3/4	7/8	45/64	51105	57113	●
#47	0.0785	1.99	1-3/4	7/8	45/64	51047	57114	●
2,0 mm	0.0787		49,0	24,0	19,0	61011	68273	●
#46	0.0810	2.06	1-3/4	7/8	45/64	51046	57115	●
#45	0.0820	2.08	1-3/4	7/8	45/64	51045	57116	●
2,1 mm	0.0827		49,0	24,0	19,0	61060	68302	●
#44	0.0860	2.18	2	1	51/64	51044	57117	●
2,2 mm	0.0866		53,0	27,0	21,0	61061	68303	●
#43	0.0890	2.26	2	1	51/64	51043	57118	●
2,3 mm	0.0906		53,0	27,0	21,0	61062	68304	●
#42	0.0935	2.37	2	1	51/64	51042	57119	●
3/32	0.0938	2.38	2	1	51/64	51106	57120	●
2,4 mm	0.0945		57,0	30,0	24,0	61063	68305	●
#41	0.0960	2.44	2	1	51/64	51041	57121	●
#40	0.0980	2.49	2	1	51/64	51040	57122	●
2,5 mm	0.0984		57,0	30,0	24,0	61013	68274	●
#39	0.0995	2.53	2-1/4	1-1/4	1	51039	57123	●
#38	0.1015	2.58	2-1/4	1-1/4	1	51038	57124	●
2,6 mm	0.1024		57,0	30,0	24,0	61064	68306	●
#37	0.1040	2.64	2-1/4	1-1/4	1	51037	57125	●
2,7 mm	0.1063		61,0	33,0	26,0	61065	68307	●
#36	0.1065	2.71	2-1/4	1-1/4	1	51036	57126	●
7/64	0.1094	2.78	2-1/4	1-1/4	1	51107	57127	●
#35	0.1100	2.79	2-1/4	1-1/4	1	51035	57128	●
2,8 mm	0.1102		61,0	33,0	26,0	61066	68308	●
#34	0.1110	2.82	2-1/4	1-1/4	1	51034	57129	●
#33	0.1130	2.87	2-1/4	1-1/4	1	51033	57130	●
2,9 mm	0.1142		61,0	33,0	26,0	61067	68309	●
#32	0.1160	2.95	2-1/4	1-1/4	1	51032	57131	●
3,0 mm	0.1181		61,0	33,0	26,0	61015	68275	●
#31	0.1200	3.05	2-1/4	1-1/4	1	51031	57132	●
3,1 mm	0.1220		65,0	36,0	28,0	61068	68310	●
*1/8	0.1250	3.18	2-1/4	1-1/4	1	51108	57133	●
3,2 mm	0.1260		65,0	36,0	28,0	61069	68311	●
#30	0.1285	3.26	2-1/4	1-1/4	1	51030	57134	●
3,3 mm	0.1299		65,0	36,0	28,0	61070	68312	●
3,4 mm	0.1339		70,0	39,0	31,0	61071	68313	●
#29	0.1360	3.45	2-1/2	1-3/8	1-7/64	51029	57135	●
3,5 mm	0.1378		70,0	39,0	31,0	61017	68276	●
#28	0.1405	3.57	2-1/2	1-3/8	1-7/64	51028	57136	●
9/64	0.1406	3.57	2-1/2	1-3/8	1-7/64	51109	57137	●
3,6 mm	0.1417		70,0	39,0	31,0	61072	68314	●
#27	0.1440	3.66	2-1/2	1-3/8	1-7/64	51027	57138	●
3,7 mm	0.1457		70,0	39,0	31,0	61073	68315	●
#26	0.1470	3.73	2-1/2	1-3/8	1-7/64	51026	57139	●
#25	0.1495	3.80	2-1/2	1-3/8	1-7/64	51025	57140	●
3,8 mm	0.1496		75,0	43,0	34,0	61074	68316	●
#24	0.1520	3.86	2-1/2	1-3/8	1-7/64	51024	57141	●
3,9 mm	0.1535		75,0	43,0	34,0	61075	68317	●
#23	0.1540	3.91	2-1/2	1-3/8	1-7/64	51023	57142	●

continued on next page

2 Flute Drills • Metric: DIN 338



5xD



101

FRACTIONAL & METRIC SERIES

CUTTING DIAMETER D ₁	DECIMAL EQUIV.	METRIC EQUIV.	OVERALL LENGTH L ₁	FLUTE LENGTH L ₂	CLEARED LENGTH L ₃	EDP NO.		STOCK
						UNCOATED	Ti-NAMITE-A (AlTiN)	
5/32	0.1562	3.97	2-1/2	1-3/8	1-7/64	51110	57143	●
#22	0.1570	3.99	2-1/2	1-3/8	1-7/64	51022	57144	●
4,0 mm	0.1575		75,0	43,0	34,0	61019	68277	●
#21	0.1590	4.04	2-1/2	1-3/8	1-7/64	51021	57145	●
#20	0.1610	4.09	2-1/2	1-3/8	1-7/64	51020	57146	●
4,1 mm	0.1614		75,0	43,0	34,0	61076	68318	●
4,2 mm	0.1654		75,0	43,0	34,0	61077	68319	●
#19	0.1660	4.22	2-1/2	1-5/8	1-19/64	51019	57147	●
4,3 mm	0.1693		80,0	47,0	37,0	61078	68320	●
#18	0.1695	4.31	2-3/4	1-5/8	1-19/64	51018	57148	●
11/64	0.1719	4.37	2-3/4	1-5/8	1-19/64	51111	57149	●
#17	0.1730	4.39	2-3/4	1-5/8	1-19/64	51017	57150	●
4,4 mm	0.1732		80,0	47,0	37,0	61079	68321	●
#16	0.1770	4.50	2-3/4	1-5/8	1-19/64	51016	57151	●
4,5 mm	0.1772		80,0	47,0	37,0	61021	68278	●
#15	0.1800	4.57	2-3/4	1-5/8	1-19/64	51015	57152	●
4,6 mm	0.1811		80,0	47,0	37,0	61080	68322	●
#14	0.1820	4.62	2-3/4	1-5/8	1-19/64	51014	57153	●
4,7 mm	0.1850		80,0	47,0	37,0	61081	68323	●
#13	0.1850	4.70	2-3/4	1-5/8	1-19/64	51013	57154	●
*3/16	0.1875	4.76	2-3/4	1-5/8	1-19/64	51112	57155	●
4,8 mm	0.1890		86,0	52,0	41,0	61082	68324	●
#12	0.1890	4.80	2-3/4	1-5/8	1-19/64	51012	57156	●
#11	0.1910	4.85	2-3/4	1-5/8	1-19/64	51011	57157	●
4,9 mm	0.1929		86,0	52,0	41,0	61083	68325	●
#10	0.1935	4.91	2-3/4	1-5/8	1-19/64	51010	57158	●
#9	0.1960	4.98	3	1-3/4	1-13/32	51009	57159	●
5,0 mm	0.1969		86,0	52,0	41,0	61023	68279	●
#8	0.1990	5.05	3	1-3/4	1-13/32	51008	57160	●
5,1 mm	0.2008		86,0	52,0	41,0	61084	68326	●
#7	0.2010	5.11	3	1-3/4	1-13/32	51007	57161	●
13/64	0.2031	5.16	3	1-3/4	1-13/32	51113	57162	●
#6	0.2040	5.18	3	1-3/4	1-13/32	51006	57163	●
5,2 mm	0.2047		86,0	52,0	41,0	61085	68327	●
#5	0.2055	5.22	3	1-3/4	1-13/32	51005	57164	●
5,3 mm	0.2087		86,0	52,0	41,0	61086	68328	●
#4	0.2090	5.31	3	1-3/4	1-13/32	51004	57165	●
5,4 mm	0.2126		93,0	57,0	45,0	61087	68329	●
#3	0.2130	5.41	3	1-3/4	1-13/32	51003	57166	●
5,5 mm	0.2165		93,0	57,0	45,0	61025	68280	●
7/32	0.2188	5.56	3	1-3/4	1-13/32	51114	57167	●
5,6 mm	0.2205		93,0	57,0	45,0	61088	68330	●
#2	0.2210	5.61	3	1-3/4	1-13/32	51002	57168	●
5,7 mm	0.2244		93,0	57,0	45,0	61089	68331	●

continued on next page

TOLERANCES (inch)

D₁ = +.0000/- .0005

TOLERANCES (mm)

D₁ = +0,0000/-0,0127

- STEELS
- STAINLESS STEELS
- CAST IRON
- HIGH TEMP ALLOYS
- TITANIUM
- HARDENED STEELS
- NON-FERROUS
- PLASTICS/COMPOSITES

- U.S. Stock Standard
- NOT STOCKED—
Call for Delivery

For patent information
visit www.kyocera-sgtool.com/patents

2 Flute Drills • Metric: DIN 338

101

FRACTIONAL & METRIC SERIES

CONTINUED

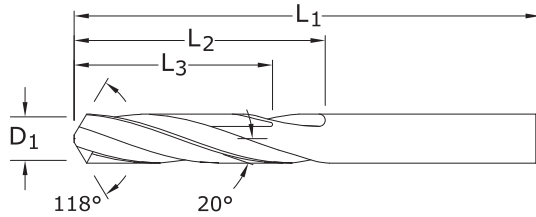
CUTTING DIAMETER D ₁	DECIMAL EQUIV.	METRIC EQUIV.	OVERALL LENGTH L ₁	FLUTE LENGTH L ₂	CLEARED LENGTH L ₃	EDP NO.		STOCK
						UNCOATED	Ti-NAMITE-A (AITiN)	
#1	0.2280	5.79	3	1-3/4	1-13/32	51001	57169	●
5,8 mm	0.2283		93,0	57,0	45,0	61090	68332	●
5,9 mm	0.2323		93,0	57,0	45,0	61091	68333	●
A	0.2340	5.94	3-1/4	2	1-39/64	51201	57170	●
15/64	0.2344	5.95	3-1/4	2	1-39/64	51115	57171	●
6,0 mm	0.2362		93,0	57,0	45,0	61027	68281	●
B	0.2380	6.05	3-1/4	2	1-39/64	51202	57172	●
6,1 mm	0.2402		101,0	63,0	50,0	61092	68334	●
C	0.2420	6.15	3-1/4	2	1-39/64	51203	57173	●
6,2 mm	0.2441		101,0	63,0	50,0	61093	68335	●
D	0.2460	6.25	3-1/4	2	1-39/64	51204	57174	●
6,3 mm	0.2480		101,0	63,0	50,0	61094	68336	●
1/4	0.2500	6.35	3-1/4	2	1-39/64	51116	57175	●
6,4 mm	0.2520		101,0	63,0	50,0	61095	68337	●
6,5 mm	0.2559		101,0	63,0	50,0	61029	68282	●
F	0.2570	6.53	3-1/4	2	1-39/64	51206	57177	●
6,6 mm	0.2598		101,0	63,0	50,0	61096	68338	●
G	0.2610	6.63	3-1/2	2-1/8	1-45/64	51207	57178	●
6,7 mm	0.2638		101,0	63,0	50,0	61097	68339	●
17/64	0.2656	6.75	3-1/2	2-1/8	1-45/64	51117	57179	●
H	0.2660	6.76	3-1/2	2-1/8	1-45/64	51208	57180	●
6,8 mm	0.2677		109,0	69,0	55,0	61098	68340	●
6,9 mm	0.2717		109,0	69,0	55,0	61099	68341	●
I	0.2720	6.91	3-1/2	2-1/8	1-45/64	51209	57181	●
7,0 mm	0.2756		109,0	69,0	55,0	61031	68283	●
J	0.2770	7.04	3-1/2	2-1/8	1-45/64	51210	57182	●
7,1 mm	0.2795		109,0	69,0	55,0	61100	68342	●
K	0.2810	7.14	3-1/2	2-1/8	1-45/64	51211	57183	●
9/32	0.2812	7.14	3-1/2	2-1/8	1-45/64	51118	57184	●
7,2 mm	0.2835		109,0	69,0	55,0	61101	68343	●
7,3 mm	0.2874		109,0	69,0	55,0	61102	68344	●
L	0.2900	7.37	3-1/2	2-1/8	1-45/64	51212	57185	●
7,4 mm	0.2913		109,0	69,0	55,0	61103	68345	●
M	0.2950	7.49	3-3/4	2-3/8	1-29/32	51213	57186	●
7,5 mm	0.2953		109,0	69,0	55,0	61033	68284	●
19/64	0.2969	7.54	3-3/4	2-3/8	1-29/32	51119	57187	●
7,6 mm	0.2992		117,0	75,0	60,0	61104	68346	●
N	0.3020	7.67	3-3/4	2-3/8	1-29/32	51214	57188	●
7,7 mm	0.3031		117,0	75,0	60,0	61105	68347	●
7,8 mm	0.3071		117,0	75,0	60,0	61106	68348	●
7,9 mm	0.3110		117,0	75,0	60,0	61107	68349	●
*5/16	0.3125	7.94	3-3/4	2-3/8	1-29/32	51120	57189	●
8,0 mm	0.3150		117,0	75,0	60,0	61035	68285	●
O	0.3160	8.03	3-3/4	2-3/8	1-29/32	51215	57190	●
8,1 mm	0.3189		117,0	75,0	60,0	61108	68350	●
8,2 mm	0.3228		117,0	75,0	60,0	61109	68351	●
P	0.3230	8.20	3-3/4	2-3/8	1-29/32	51216	57191	●
8,3 mm	0.3268		117,0	75,0	60,0	61110	68352	●
21/64	0.3281	8.33	4	2-1/2	2	51121	57192	●
8,4 mm	0.3307		117,0	75,0	60,0	61111	68353	●
Q	0.3320	8.43	4	2-1/2	2	51217	57193	●
8,5 mm	0.3346		117,0	75,0	60,0	61037	68286	●
8,6 mm	0.3386		125,0	81,0	64,0	61112	68354	●
R	0.3390	8.61	4	2-1/2	2	51218	57194	●

continued on next page

2 Flute Drills • Metric: DIN 338



5xD



101

FRACTIONAL & METRIC SERIES

CUTTING DIAMETER D ₁	DECIMAL EQUIV.	METRIC EQUIV.	OVERALL LENGTH L ₁	FLUTE LENGTH L ₂	CLEARED LENGTH L ₃	EDP NO.		STOCK
						UNCOATED	Ti-NAMITE-A (AlTiN)	
8,7 mm	0.3425		125,0	81,0	64,0	61113	68355	●
11/32	0.3438	8.73	4	2-1/2	2	51122	57195	●
8,8 mm	0.3465		125,0	81,0	64,0	61114	68356	●
S	0.3480	8.84	4	2-1/2	2	51219	57196	●
8,9 mm	0.3504		125,0	81,0	64,0	61115	68357	●
9,0 mm	0.3543		125,0	81,0	64,0	61039	68287	●
T	0.3580	9.09	4-1/4	2-3/4	2-13/64	51220	57197	●
9,1 mm	0.3583		125,0	81,0	64,0	61116	68358	●
23/64	0.3594	9.13	4-1/4	2-3/4	2-13/64	51123	57198	●
9,2 mm	0.3622		125,0	81,0	64,0	61117	68359	●
9,3 mm	0.3661		125,0	81,0	64,0	61118	68360	●
U	0.3680	9.35	4-1/4	2-3/4	2-13/64	51221	57199	●
9,4 mm	0.3701		125,0	81,0	64,0	61119	68361	●
9,5 mm	0.3740		125,0	81,0	64,0	61041	68288	●
*3/8	0.3750	9.53	4-1/4	2-3/4	2-13/64	51124	57200	●
V	0.3770	9.58	4-1/4	2-3/4	2-13/64	51222	57201	●
9,6 mm	0.3780		133,0	87,0	69,0	61120	68362	●
9,7 mm	0.3819		133,0	87,0	69,0	61121	68363	●
9,8 mm	0.3858		133,0	87,0	69,0	61122	68364	●
W	0.3860	9.80	4-1/2	2-7/8	2-19/64	51223	57202	●
9,9 mm	0.3898		133,0	87,0	69,0	61123	68365	●
25/64	0.3906	9.92	4-1/2	2-7/8	2-19/64	51125	57203	●
10,0 mm	0.3937		133,0	87,0	69,0	61043	68289	●
X	0.3970	10.08	4-1/2	2-7/8	2-19/64	51224	57204	●
10,2 mm	0.4016		133,0	87,0	69,0	61124	68366	●
Y	0.4040	10.26	4-1/2	2-7/8	2-19/64	51225	57205	●
13/32	0.4062	10.32	4-1/2	2-7/8	2-19/64	51126	57206	●
Z	0.4130	10.49	4-1/2	2-7/8	2-19/64	51226	57207	●
10,5 mm	0.4134		133,0	87,0	69,0	61045	68290	●
27/64	0.4219	10.72	4-1/2	2-7/8	2-19/64	51127	57208	●
11,0 mm	0.4331		142,0	94,0	75,0	61047	68291	●
7/16	0.4375	11.11	4-1/2	2-7/8	2-19/64	51128	57209	●
11,5 mm	0.4528		142,0	94,0	75,0	61049	68292	●
29/64	0.4531	11.51	4-3/4	3	2-13/32	51129	57210	●
15/32	0.4688	11.91	4-3/4	3	2-13/32	51130	57211	●
12,0 mm	0.4724		151,0	101,0	80,0	61051	68293	●
31/64	0.4844	12.30	4-3/4	3	2-13/32	51131	57212	●
1/2	0.5000	12.70	4-3/4	3	2-13/32	51132	57213	●
*Series 101 Set						61175	57351	●

TOLERANCES (inch)

D₁ = +.0000/- .0005

TOLERANCES (mm)

D₁ = +0,0000/-0,0127

- STEELS
- STAINLESS STEELS
- CAST IRON
- HIGH TEMP ALLOYS
- TITANIUM
- HARDENED STEELS
- NON-FERROUS
- PLASTICS/COMPOSITES

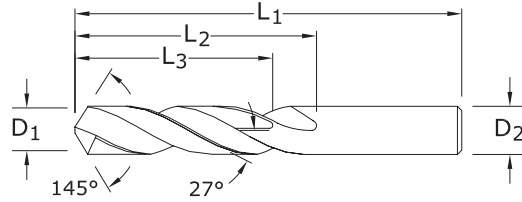
- U.S. Stock Standard
- NOT STOCKED—
Call for Delivery

For patent information visit www.kyocera-sgtool.com/patents

Short Length Self Centering Drills • DIN 6539



3XD



108M Plus METRIC SERIES

TOLERANCES (mm)

≤3 DIAMETER

D₁ = +0,000/-0,010

D₂ = h₆

>3-6 DIAMETER

D₁ = +0,000/-0,012

D₂ = h₆

>6-10 DIAMETER

D₁ = +0,000/-0,015

D₂ = h₆

>10-18 DIAMETER

D₁ = +0,000/-0,018

D₂ = h₆

STEELS

STAINLESS STEELS

CAST IRON

HIGH TEMP ALLOYS

TITANIUM

HARDENED STEELS

NON-FERROUS

PLASTICS/COMPOSITES

● U.S. Stock Standard

■ NOT STOCKED—
Call for Delivery

For patent information
visit www.kyocera-sgstool.com/patents

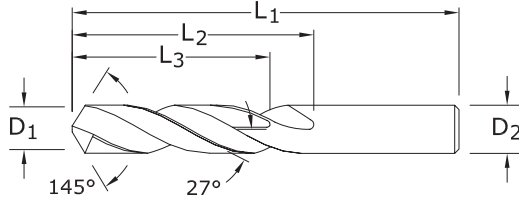
CUTTING DIAMETER D ₁ /D ₂	OVERALL LENGTH L ₁	FLUTE LENGTH L ₂	CLEARED LENGTH L ₃	EDP NO.		STOCK
				UNCOATED	Ti-NAMITE-A (AlTiN)	
0,5	20,0	3,0	2,1	62001	68643	●
0,55	21,0	3,5	2,5	62003	68644	●
0,6	21,0	3,5	2,5	62005	68645	●
0,65	22,0	4,0	2,9	62007	68646	●
0,7	23,0	4,5	3,2	62009	68647	●
0,75	23,0	4,5	3,2	62011	68648	●
0,8	24,0	5,0	3,6	62013	68649	●
0,85	24,0	5,0	3,6	62015	68650	●
0,9	25,0	5,5	4,0	62017	68651	●
0,95	25,0	5,5	4,0	62019	68652	●
1,0	26,0	6,0	4,7	62021	68653	●
1,05	26,0	6,0	4,7	62023	68654	●
1,1	28,0	7,0	5,4	62025	68655	●
1,15	28,0	7,0	5,4	62027	68656	●
1,2	30,0	8,0	6,0	62029	68657	●
1,25	30,0	8,0	6,0	62031	68658	●
1,3	30,0	8,0	6,0	62033	68659	●
1,35	32,0	9,0	7,0	62035	68660	●
1,4	32,0	9,0	7,0	62037	68661	●
1,45	32,0	9,0	7,0	62039	68662	●
1,5	32,0	9,0	7,0	62041	68663	●
1,6	34,0	10,0	7,0	62043	68664	●
1,7	34,0	10,0	7,0	62045	68665	●
1,8	36,0	11,0	8,0	62047	68666	●
1,9	36,0	11,0	8,0	62049	68667	●
2,0	38,0	12,0	9,0	62051	68668	●
2,1	38,0	12,0	9,0	62053	68669	●
2,2	40,0	13,0	10,0	62055	68670	●
2,3	40,0	13,0	10,0	62057	68671	●
2,4	43,0	14,0	11,0	62059	68672	●
2,5	43,0	14,0	11,0	62061	68673	●
2,6	43,0	14,0	11,0	62063	68674	●
2,7	46,0	16,0	12,0	62065	68675	●
2,8	46,0	16,0	12,0	62067	68676	●

continued on next page

Short Length Self Centering Drills • DIN 6539



3xD



108M Plus

METRIC SERIES

- STEELS
- STAINLESS STEELS
- CAST IRON
- HIGH TEMP ALLOYS
- TITANIUM
- NON-FERROUS
- PLASTICS/COMPOSITES

CUTTING DIAMETER D ₁ /D ₂	mm			EDP NO.		STOCK
	OVERALL LENGTH L ₁	FLUTE LENGTH L ₂	CLEARED LENGTH L ₃	UNCOATED	Ti-NAMITE-A (AlTiN)	
2,9	46,0	16,0	12,0	62069	68677	●
3,0	46,0	16,0	12,0	62071	68678	●
3,1	49,0	18,0	14,0	62073	68679	●
3,2	49,0	18,0	14,0	62075	68680	●
3,3	49,0	18,0	14,0	62077	68681	●
3,4	52,0	20,0	15,0	62079	68682	●
3,5	52,0	20,0	15,0	62081	68683	●
3,6	52,0	20,0	15,0	62083	68684	●
3,7	52,0	20,0	15,0	62085	68685	●
3,8	55,0	22,0	17,0	62087	68686	●
3,9	55,0	22,0	17,0	62089	68687	●
4,0	55,0	22,0	17,0	62091	68688	●
4,1	55,0	22,0	17,0	62093	68689	●
4,2	55,0	22,0	17,0	62095	68690	●
4,3	58,0	24,0	18,0	62097	68691	●
4,4	58,0	24,0	18,0	62099	68692	●
4,5	58,0	24,0	18,0	62101	68693	●
4,6	58,0	24,0	18,0	62103	68694	●
4,7	58,0	24,0	18,0	62105	68695	●
4,8	62,0	26,0	20,0	62107	68696	●
4,9	62,0	26,0	20,0	62109	68697	●
5,0	62,0	26,0	20,0	62111	68698	●
5,1	62,0	26,0	20,0	62113	68699	●
5,2	62,0	26,0	20,0	62115	68700	●
5,3	62,0	26,0	20,0	62117	68701	●
5,4	66,0	28,0	21,0	62119	68702	●
5,5	66,0	28,0	21,0	62121	68703	●
5,6	66,0	28,0	21,0	62123	68704	●
5,7	66,0	28,0	21,0	62125	68705	●
5,8	66,0	28,0	21,0	62127	68706	●
5,9	66,0	28,0	21,0	62129	68707	●
6,0	66,0	28,0	21,0	62131	68708	●

continued on next page

TOLERANCES (mm)

≤3 DIAMETER

D₁ = +0,000/-0,010

D₂ = h₆

>3-6 DIAMETER

D₁ = +0,000/-0,012

D₂ = h₆

>6-10 DIAMETER

D₁ = +0,000/-0,015

D₂ = h₆

>10-16 DIAMETER

D₁ = +0,000/-0,018

D₂ = h₆

- STEELS
- STAINLESS STEELS
- CAST IRON
- HIGH TEMP ALLOYS
- TITANIUM
- HARDENED STEELS
- NON-FERROUS
- PLASTICS/COMPOSITES

- U.S. Stock Standard
- NOT STOCKED—
Call for Delivery

For patent information
visit www.kyocera-sgstool.com/patents

Short Length Self Centering Drills • DIN 6539

108M Plus

METRIC SERIES

CUTTING DIAMETER D ₁ /D ₂	mm			EDP NO.		STOCK
	OVERALL LENGTH L ₁	FLUTE LENGTH L ₂	CLEARED LENGTH L ₃	UNCOATED	Ti-NAMITE-A (AlTiN)	
6,1	70,0	31,0	23,0	62133	68709	●
6,2	70,0	31,0	23,0	62135	68710	●
6,3	70,0	31,0	23,0	62137	68711	●
6,4	70,0	31,0	23,0	62139	68712	●
6,5	70,0	31,0	23,0	62141	68713	●
6,8	70,0	31,0	23,0	62142	68603	●
7,0	74,0	34,0	25,0	62143	68718	●
7,5	74,0	34,0	25,0	62145	68723	●
7,8	79,0	37,0	27,0	62146	68604	●
8,0	79,0	37,0	27,0	62147	68728	●
8,5	79,0	37,0	27,0	62149	68733	●
9,0	84,0	40,0	29,0	62151	68738	●
9,5	84,0	40,0	29,0	62153	68743	●
9,8	89,0	43,0	31,0	62154	68606	●
10,0	89,0	43,0	31,0	62155	68748	●
10,2	89,0	43,0	31,0	62156	68607	●
10,5	89,0	43,0	31,0	62066	68753	●
11,0	95,0	47,0	33,0	62157	68758	●
11,5	95,0	47,0	33,0	62084	68763	●
11,8	102,0	51,0	35,0	62158	68608	●
12,0	102,0	51,0	35,0	62159	68768	●
12,5	102,0	51,0	35,0	62102	68773	●
13,0	102,0	51,0	35,0	62112	68778	●
13,8	107,0	54,0	37,0	62164	68609	●
14,0	107,0	54,0	37,0	62116	68780	●
14,5	111,0	56,0	38,0	62166	68611	●
14,8	111,0	56,0	38,0	62167	68612	●
15,0	111,0	56,0	38,0	62168	68613	●
15,8	115,0	58,0	38,0	62170	68614	●
16,0	115,0	58,0	38,0	62171	68616	●

CONTINUED

2 Flute Drills

Series 101 Fractional	Hardness	Vc (sfm)	Diameter (D ₁) (inch)								
			1/64	1/32	1/16	1/8	1/4	3/8	1/2		
P CARBON STEELS 1018, 1040, 1080, 1090, 10L50, 1140, 1212, 12L15, 1525, 1536	≤ 175 Bhn or ≤ 7 HRc	265 (212-318)	RPM	64787	32394	16197	8098	4049	2699	2025	
			Fr	0.00021	0.0004	0.0008	0.0017	0.0033	0.0050	0.0067	
			Feed (ipm)	13.5	13.5	13.5	13.5	13.5	13.5	13.5	
	≤ 300 Bhn or ≤ 32 HRc	125 (100-150)	RPM	30560	15280	7640	3820	1910	1273	955	
			Fr	0.00020	0.0004	0.0008	0.0016	0.0031	0.0047	0.0063	
			Feed (ipm)	6.0	6.0	6.0	6.0	6.0	6.0	6.0	
	≤ 425 Bhn or ≤ 45 HRc	85 (68-102)	RPM	20781	10390	5195	2598	1299	866	649	
			Fz	0.00011	0.0002	0.0004	0.0008	0.0017	0.0025	0.0034	
			Feed (ipm)	2.2	2.2	2.2	2.2	2.2	2.2	2.2	
	H ALLOY STEELS 4140, 4150, 4320, 5120, 5150, 8630, 86L20, 50100	≤ 275 Bhn or ≤ 28 HRc	230 (184-276)	RPM	56230	28115	14058	7029	3514	2343	1757
				Fz	0.00019	0.0004	0.0007	0.0015	0.0030	0.0045	0.0060
				Feed (ipm)	10.5	10.5	10.5	10.5	10.5	10.5	10.5
≤ 375 Bhn or ≤ 40 HRc		145 (116-174)	RPM	35450	17725	8862	4431	2216	1477	1108	
			Fr	0.00019	0.0004	0.0007	0.0015	0.0030	0.0045	0.0060	
			Feed (ipm)	6.6	6.6	6.6	6.6	6.6	6.6	6.6	
≤ 450 Bhn or ≤ 48 HRc		60 (48-72)	RPM	14669	7334	3667	1834	917	611	458	
			Fr	0.00008	0.0002	0.0003	0.0007	0.0013	0.0020	0.0026	
			Feed (ipm)	1.2	1.2	1.2	1.2	1.2	1.2	1.2	
K TOOL STEELS A2, D2, H13, L2, M2, P20, S7, T15, W2		≤ 250 Bhn or ≤ 24 HRc	85 (68-102)	RPM	20781	10390	5195	2598	1299	866	649
				Fr	0.00011	0.0002	0.0004	0.0009	0.0018	0.0027	0.0035
				Feed (ipm)	2.3	2.3	2.3	2.3	2.3	2.3	2.3
	≤ 375 Bhn or ≤ 40 HRc	55 (44-66)	RPM	13446	6723	3362	1681	840	560	420	
			Fr	0.00005	0.0001	0.0002	0.0004	0.0008	0.0012	0.0017	
			Feed (ipm)	0.7	0.7	0.7	0.7	0.7	0.7	0.7	
	≤ 475 Bhn or ≤ 50 HRc	40 (32-48)	RPM	9779	4890	2445	1222	611	407	306	
			Fr	0.00005	0.0001	0.0002	0.0004	0.0008	0.0012	0.0016	
			Feed (ipm)	0.5	0.5	0.5	0.5	0.5	0.5	0.5	
	M CAST IRONS Gray, Malleable, Ductile	≤ 220 Bhn or ≤ 19 HRc	280 (224-336)	RPM	68454	34227	17114	8557	4278	2852	2139
				Fr	0.00026	0.0005	0.0010	0.0020	0.0041	0.0061	0.0082
				Feed (ipm)	17.5	17.5	17.5	17.5	17.5	17.5	17.5
≤ 330 Bhn or ≤ 36 HRc		250 (200-300)	RPM	61120	30560	15280	7640	3820	2547	1910	
			Fr	0.00025	0.0005	0.0010	0.0020	0.0041	0.0061	0.0081	
			Feed (ipm)	15.5	15.5	15.5	15.5	15.5	15.5	15.5	
M STAINLESS STEELS (FREE MACHINING) 303, 416, 420F, 430F 440F		≤ 250 Bhn or ≤ 24 HRc	210 (168-252)	RPM	51341	25670	12835	6418	3209	2139	1604
				Fr	0.00015	0.0003	0.0006	0.0012	0.0024	0.0036	0.0048
				Feed (ipm)	7.7	7.7	7.7	7.7	7.7	7.7	7.7
		≤ 330 Bhn or ≤ 36 HRc	110 (88-132)	RPM	26893	13446	6723	3362	1681	1121	840
				Fr	0.00009	0.0002	0.0004	0.0007	0.0015	0.0022	0.0030
				Feed (ipm)	2.5	2.5	2.5	2.5	2.5	2.5	2.5
	M STAINLESS STEELS (DIFFICULT) 304, 316, 321, 13-8 PH, 15-5PH, 17-4 PH, Custom 450	≤ 275 Bhn or ≤ 28 HRc	65 (52-78)	RPM	15891	7946	3973	1986	993	662	497
				Fr	0.00010	0.0002	0.0005	0.0009	0.0018	0.0025	0.0035
				Feed (ipm)	1.7	1.7	1.7	1.7	1.7	1.7	1.7
		≤ 375 Bhn or ≤ 40 HRc	55 (44-66)	RPM	13446	6723	3362	1681	840	560	420
				Fr	0.00010	0.0002	0.0004	0.0008	0.0015	0.0023	0.0031
				Feed (ipm)	1.3	1.3	1.3	1.3	1.3	1.3	1.3

continued on next page

FRACTIONAL 2 Flute Drills

Series 101 Fractional	Hardness	Vc (sfm)	Diameter (D ₁) (inch)								
			1/64	1/32	1/16	1/8	1/4	3/8	1/2		
SUPER ALLOYS (NICKEL, COBALT, IRON BASE) Inconel 601, 617, 625, Incoloy 800, Monel 400, Rene, Waspaloy	≤ 220 Bhn or ≤ 19 HRc	40 (32-48)	RPM	9779	4890	2445	1222	611	407	306	
			Fr	0.00010	0.0002	0.0004	0.0008	0.0016	0.0025	0.0033	
			Feed (ipm)	1.0	1.0	1.0	1.0	1.0	1.0	1.0	
	≤ 320 Bhn or ≤ 34 HRc	25 (20-30)	RPM	6112	3056	1528	764	382	255	191	
			Fr	0.00010	0.0002	0.0004	0.0008	0.0016	0.0024	0.0031	
			Feed (ipm)	0.6	0.6	0.6	0.6	0.6	0.6	0.6	
	≤ 425 Bhn or ≤ 45 HRc	20 (16-24)	RPM	4890	2445	1222	611	306	204	153	
			Fr	0.00004	0.0001	0.0002	0.0003	0.0007	0.0010	0.0013	
			Feed (ipm)	0.2	0.2	0.2	0.2	0.2	0.2	0.2	
	TITANIUM ALLOYS (DIFFICULT) Pure Titanium, Ti6Al4V, Ti6Al2Sn4Zr2Mo, Ti4Al4Mo2Sn0.5Si, Ti-6Al4V	≤ 275 Bhn or ≤ 28 HRc	85 (68-102)	RPM	20781	10390	5195	2598	1299	866	649
				Fr	0.00020	0.0004	0.0008	0.0016	0.0032	0.0049	0.0065
				Feed (ipm)	4.2	4.2	4.2	4.2	4.2	4.2	4.2
≤ 350 Bhn or ≤ 38 HRc		65 (52-78)	RPM	15891	7946	3973	1986	993	662	497	
			Fr	0.00011	0.0002	0.0004	0.0009	0.0017	0.0026	0.0034	
			Feed (ipm)	1.7	1.7	1.7	1.7	1.7	1.7	1.7	
≤ 440 Bhn or ≤ 47 HRc		55 (44-66)	RPM	13446	6723	3362	1681	840	560	420	
			Fr	0.00010	0.0002	0.0004	0.0008	0.0015	0.0023	0.0031	
			Feed (ipm)	1.3	1.3	1.3	1.3	1.3	1.3	1.3	
ALUMINUM ALLOYS 2017, 2024, 356, 6061, 7075		≤ 80 Bhn or ≤ 47 HRb	540 (432-648)	RPM	132019	66010	33005	16502	8251	5501	4126
				Fr	0.00030	0.0006	0.0012	0.0024	0.0048	0.0073	0.0097
				Feed (ipm)	40.0	40.0	40.0	40.0	40.0	40.0	40.0
	≤ 150 Bhn or ≤ 7 HRc	455 (364-546)	RPM	111238	55619	27810	13905	6952	4635	3476	
			Fr	0.00031	0.0006	0.0013	0.0025	0.0050	0.0076	0.0101	
			Feed (ipm)	35.0	35.0	35.0	35.0	35.0	35.0	35.0	
	COPPER ALLOYS Alum Bronze, C110, Muntz Brass	≤ 140 Bhn or ≤ 3 HRc	190 (152-228)	RPM	46451	23226	11613	5806	2903	1935	1452
				Fr	0.00015	0.0003	0.0006	0.0012	0.0024	0.0036	0.0048
				Feed (ipm)	7.0	7.0	7.0	7.0	7.0	7.0	7.0
		≤ 200 Bhn or ≤ 23 HRc	175 (140-210)	RPM	42784	21392	10696	5348	2674	1783	1337
				Fr	0.00015	0.0003	0.0006	0.0012	0.0024	0.0036	0.0048
				Feed (ipm)	6.4	6.4	6.4	6.4	6.4	6.4	6.4
PLASTICS Polycarbonate, PVC	500 (400-600)	RPM	122240	61120	30560	15280	7640	5093	3820		
		Fr	0.00031	0.0006	0.0012	0.0025	0.0050	0.0075	0.0099		
			Feed (ipm)	38.0	38.0	38.0	38.0	38.0	38.0	38.0	

Bhn (Brinell) HRc (Rockwell C) HRb (Rockwell B)

$rpm = Vc \times 3.82 / D_1$

$ipm = Fr \times rpm$

reduce speed and feed 30 percent when using uncoated drills

reduce speed and feed for materials harder than listed

refer to the SGS Tool Wizard for complete technical information (www.kyocera-sgstool.com)

2 Flute Drills

Short Length Self Centering Drills • DIN 6539

Series 101M, 108M Metric	Hardness	Vc (m/min)	Diameter (D ₁) (mm)								
			1	3	6	8	10	12	16		
P CARBON STEELS 1018, 1040, 1080, 1090, 10L50, 1140, 1212, 12L15, 1525, 1536	≤ 175 Bhn or ≤ 7 HRc	81 (65-97)	RPM	25690	8563	4282	3211	2569	2141	1606	
			Fr	0.014	0.041	0.082	0.109	0.136	0.163	0.218	
			Feed (mm/min)	350	350	350	350	350	350	350	
	≤ 300 Bhn or ≤ 32 HRc	38 (30-46)	RPM	12118	4039	2020	1515	1212	1010	757	
			Fr	0.012	0.036	0.072	0.096	0.120	0.144	0.191	
			Feed (mm/min)	145	145	145	145	145	145	145	
	≤ 425 Bhn or ≤ 45 HRc	26 (21-31)	RPM	8240	2747	1373	1030	824	687	515	
			Fz	0.007	0.020	0.040	0.053	0.067	0.080	0.107	
			Feed (mm/min)	55	55	55	55	55	55	55	
	H ALLOY STEELS 4140, 4150, 4320, 5120, 5150, 8630, 86L20, 50100	≤ 275 Bhn or ≤ 28 HRc	70 (56-84)	RPM	22297	7432	3716	2787	2230	1858	1394
				Fz	0.012	0.036	0.073	0.097	0.121	0.145	0.194
				Feed (mm/min)	270	270	270	270	270	270	270
≤ 375 Bhn or ≤ 40 HRc		44 (35-53)	RPM	14057	4686	2343	1757	1406	1171	879	
			Fr	0.012	0.036	0.073	0.097	0.121	0.145	0.194	
			Feed (mm/min)	170	170	170	170	170	170	170	
≤ 450 Bhn or ≤ 48 HRc		18 (15-22)	RPM	5816	1939	969	727	582	485	364	
			Fr	0.005	0.015	0.030	0.040	0.050	0.060	0.080	
			Feed (mm/min)	29	29	29	29	29	29	29	
K TOOL STEELS A2, D2, H13, L2, M2, P20, S7, T15, W2		≤ 250 Bhn or ≤ 24 HRc	26 (21-31)	RPM	8240	2747	1373	1030	824	687	515
				Fr	0.007	0.020	0.040	0.053	0.067	0.080	0.107
				Feed (mm/min)	55	55	55	55	55	55	55
	≤ 375 Bhn or ≤ 40 HRc	17 (13-20)	RPM	5332	1777	889	666	533	444	333	
			Fr	0.003	0.010	0.020	0.027	0.034	0.041	0.054	
			Feed (mm/min)	18	18	18	18	18	18	18	
	≤ 475 Bhn or ≤ 50 HRc	12 (10-15)	RPM	3878	1293	646	485	388	323	242	
			Fr	0.003	0.009	0.019	0.025	0.031	0.037	0.050	
			Feed (mm/min)	12	12	12	12	12	12	12	
	M CAST IRONS Gray, Malleable, Ductile	≤ 220 Bhn or ≤ 19 HRc	85 (68-102)	RPM	27144	9048	4524	3393	2714	2262	1696
				Fr	0.016	0.049	0.097	0.130	0.162	0.195	0.259
				Feed (mm/min)	440	440	440	440	440	440	440
≤ 330 Bhn or ≤ 36 HRc		76 (61-91)	RPM	24235	8078	4039	3029	2424	2020	1515	
			Fr	0.017	0.050	0.099	0.132	0.165	0.198	0.264	
			Feed (mm/min)	400	400	400	400	400	400	400	
M STAINLESS STEELS (FREE MACHINING) 303, 416, 420F, 430F 440F	≤ 250 Bhn or ≤ 24 HRc	64 (51-77)	RPM	20358	6786	3393	2545	2036	1696	1272	
			Fr	0.010	0.029	0.059	0.079	0.098	0.118	0.157	
			Feed (mm/min)	200	200	200	200	200	200	200	
	≤ 330 Bhn or ≤ 36 HRc	34 (27-40)	RPM	10664	3555	1777	1333	1066	889	666	
			Fr	0.006	0.017	0.034	0.045	0.056	0.068	0.090	
			Feed (mm/min)	60	60	60	60	60	60	60	
	M STAINLESS STEELS (DIFFICULT) 304, 316, 321, 13-8 PH, 15-5PH, 17-4 PH, Custom 450	≤ 275 Bhn or ≤ 28 HRc	20 (16-24)	RPM	6301	2100	1050	788	630	525	394
				Fr	0.007	0.021	0.043	0.057	0.071	0.086	0.114
				Feed (mm/min)	45	45	45	45	45	45	45
		≤ 375 Bhn or ≤ 40 HRc	17 (13-20)	RPM	5332	1777	889	666	533	444	333
				Fr	0.007	0.020	0.039	0.053	0.066	0.079	0.105
				Feed (mm/min)	35	35	35	35	35	35	35

continued on next page

2 Flute Drills

Short Length Self Centering Drills • DIN 6539

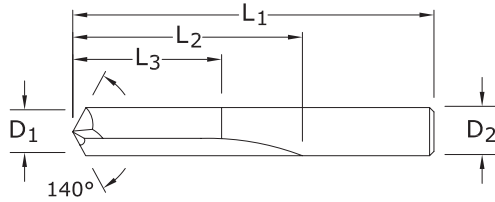
Series 101M, 108M Metric	Hardness	Vc (m/min)	Diameter (D ₁) (mm)								
			1	3	6	8	10	12	16		
S SUPER ALLOYS (NICKEL, COBALT, IRON BASE) Inconel 601, 617, 625, Incoloy 800, Monel 400, Rene, Waspaloy	≤ 220 Bhn or ≤ 19 HRc	12 (10-15)	RPM	3878	1293	646	485	388	323	242	
			Fr	0.006	0.019	0.039	0.052	0.064	0.077	0.103	
			Feed (mm/min)	25	25	25	25	25	25	25	
	≤ 320 Bhn or ≤ 34 HRc	8 (6-9)	RPM	2424	808	404	303	242	202	151	
			Fr	0.006	0.019	0.037	0.050	0.062	0.074	0.099	
			Feed (mm/min)	15	15	15	15	15	15	15	
	≤ 425 Bhn or ≤ 45 HRc	6 (5-7)	RPM	1939	646	323	242	194	162	121	
			Fr	0.005	0.015	0.031	0.041	0.052	0.062	0.083	
			Feed (mm/min)	10	10	10	10	10	10	10	
	S TITANIUM ALLOYS (DIFFICULT) Pure Titanium, Ti6Al4V, Ti6Al2Sn4Zr2Mo, Ti4Al4Mo2Sn0.5Si, Ti-6Al4V	≤ 275 Bhn or ≤ 28 HRc	26 (21-31)	RPM	8240	2747	1373	1030	824	687	515
				Fr	0.013	0.040	0.080	0.107	0.133	0.160	0.214
				Feed (mm/min)	110	110	110	110	110	110	110
≤ 350 Bhn or ≤ 38 HRc		20 (16-24)	RPM	6301	2100	1050	788	630	525	394	
			Fr	0.007	0.021	0.043	0.057	0.071	0.086	0.114	
			Feed (mm/min)	45	45	45	45	45	45	45	
≤ 440 Bhn or ≤ 47 HRc		17 (13-20)	RPM	5332	1777	889	666	533	444	333	
			Fr	0.007	0.020	0.039	0.053	0.066	0.079	0.105	
			Feed (mm/min)	35	35	35	35	35	35	35	
N ALUMINUM ALLOYS 2017, 2024, 356, 6061, 7075		≤ 80 Bhn or ≤ 47 HRb	165 (132-198)	RPM	52348	17449	8725	6544	5235	4362	3272
				Fr	0.020	0.060	0.120	0.160	0.200	0.240	0.319
				Feed (mm/min)	1045	1045	1045	1045	1045	1045	1045
	≤ 150 Bhn or ≤ 7 HRc	139 (111-166)	RPM	44108	14703	7351	5514	4411	3676	2757	
			Fr	0.020	0.060	0.120	0.160	0.200	0.239	0.319	
			Feed (mm/min)	880	880	880	880	880	880	880	
	COPPER ALLOYS Alum Bronze, C110, Muntz Brass	≤ 140 Bhn or ≤ 3 HRc	58 (46-69)	RPM	18419	6140	3070	2302	1842	1535	1151
				Fr	0.010	0.030	0.060	0.080	0.100	0.121	0.161
				Feed (mm/min)	185	185	185	185	185	185	185
		≤ 200 Bhn or ≤ 23 HRc	53 (43-64)	RPM	16965	5655	2827	2121	1696	1414	1060
				Fr	0.010	0.030	0.060	0.080	0.100	0.120	0.160
				Feed (mm/min)	170	170	170	170	170	170	170
PLASTICS Polycarbonate, PVC	152 (122-183)	RPM	48471	16157	8078	6059	4847	4039	3029		
		Fr	0.020	0.060	0.120	0.160	0.200	0.240	0.320		
		Feed (mm/min)	970	970	970	970	970	970	970		

Bhn (Brinell) HRc (Rockwell C) HRb (Rockwell B)
 $rpm = (Vc \times 1000) / (D_1 \times 3.14)$
 $mm/min = Fr \times rpm$
 reduce speed and feed 30 percent when using uncoated drills
 reduce speed and feed for materials harder than listed
 refer to the SGS Tool Wizard for complete technical information (www.kyocera-sgstoool.com)

Straight Flute Drills • Metric: DIN 6539



3xD



106

FRACTIONAL & METRIC SERIES

CUTTING DIAMETER D ₁ /D ₂	DECIMAL EQUIV.	METRIC EQUIV.	OVERALL LENGTH L ₁	FLUTE LENGTH L ₂	CLEARED LENGTH L ₃	EDP NO.		STOCK
						UNCOATED	Ti-NAMITE-A (AlTiN)	
1,0 mm	0.0394		26,0	6,0	4,5	66001	66002	●
#60	0.0400	1.02	1-1/2	1/2	13/32	56060	56269	●
#59	0.0410	1.04	1-1/2	1/2	13/32	56059	56268	●
#58	0.0420	1.07	1-1/2	1/2	13/32	56058	56267	●
#57	0.0430	1.09	1-1/2	1/2	13/32	56057	56266	●
#56	0.0465	1.18	1-1/2	1/2	13/32	56056	56265	●
3/64	0.0469	1.19	1-1/2	1/2	13/32	56103	56135	●
#55	0.0520	1.32	1-1/2	1/2	13/32	56055	56264	●
#54	0.0550	1.40	1-1/2	1/2	13/32	56054	56263	●
1,5 mm	0.0591		32,0	9,0	7,0	66003	66004	●
#53	0.0595	1.51	1-1/2	1/2	13/32	56053	56262	●
1/16	0.0625	1.59	1-1/2	5/8	1/2	56104	56136	●
#52	0.0635	1.61	1-11/16	11/16	35/64	56052	56261	●
#51	0.0670	1.70	1-11/16	11/16	35/64	56051	56260	●
#50	0.0700	1.78	1-11/16	11/16	35/64	56050	56259	●
#49	0.0730	1.85	1-11/16	11/16	35/64	56049	56258	●
#48	0.0760	1.93	1-11/16	11/16	35/64	56048	56257	●
5/64	0.0781	1.98	1-11/16	11/16	35/64	56105	56137	●
#47	0.0785	1.99	1-3/4	3/4	39/64	56047	56256	●
2,0 mm	0.0787		38,0	12,0	9,0	66005	66006	●
#46	0.0810	2.06	1-3/4	3/4	39/64	56046	56255	●
#45	0.0820	2.08	1-3/4	3/4	39/64	56045	56254	●
#44	0.0860	2.18	1-3/4	3/4	39/64	56044	56253	●
#43	0.0890	2.26	1-3/4	3/4	39/64	56043	56252	●
#42	0.0935	2.37	1-3/4	3/4	39/64	56042	56251	●
3/32	0.0938	2.38	1-3/4	3/4	39/64	56106	56138	●
#41	0.0960	2.44	1-13/16	13/16	21/32	56041	56250	●
#40	0.0980	2.49	1-13/16	13/16	21/32	56040	56249	●
2,5 mm	0.0984		43,0	14,0	11,0	66007	66008	●
#39	0.0995	2.53	1-13/16	13/16	21/32	56039	56248	●
#38	0.1015	2.58	1-13/16	13/16	21/32	56038	56247	●
#37	0.1040	2.64	1-13/16	13/16	21/32	56037	56246	●
#36	0.1065	2.71	1-13/16	13/16	21/32	56036	56245	●
7/64	0.1094	2.78	1-13/16	13/16	21/32	56107	56139	●
#35	0.1100	2.79	1-7/8	7/8	45/64	56035	56244	●
#34	0.1110	2.82	1-7/8	7/8	45/64	56034	56243	●

TOLERANCES (inch)

D₁ = +.0000/- .0005
D₂ = h6

TOLERANCES (mm)

D₁ = +0,0000/-0,0127
D₂ = h6

STEELS

CAST IRON

HARDENED STEELS

- U.S. Stock Standard
- NOT STOCKED—
Call for Delivery

For patent information
visit www.kyocera-sgstoool.com/patents

continued on next page

Straight Flute Drills • Metric: DIN 6539

106

FRACTIONAL & METRIC SERIES

CUTTING DIAMETER D ₁ / D ₂	DECIMAL EQUIV.	METRIC EQUIV.	OVERALL LENGTH L ₁	FLUTE LENGTH L ₂	CLEARED LENGTH L ₃	EDP NO.		STOCK
						UNCOATED	Ti-NAMITE-A (AITiN)	
#33	0.1130	2.87	1-7/8	7/8	45/64	56033	56242	●
#32	0.1160	2.95	1-7/8	7/8	45/64	56032	56241	●
3,0 mm	0.1181		46,0	16,0	12,0	66009	66010	●
#31	0.1200	3.05	1-7/8	7/8	45/64	56031	56240	●
1/8	0.1250	3.18	1-7/8	7/8	45/64	56108	56140	●
#30	0.1285	3.26	1-15/16	15/16	3/4	56030	56239	●
#29	0.1360	3.45	1-15/16	15/16	3/4	56029	56238	●
3,5 mm	0.1378		52,0	20,0	15,0	66011	66012	●
#28	0.1405	3.57	1-15/16	15/16	3/4	56028	56237	●
9/64	0.1406	3.57	1-15/16	15/16	3/4	56109	56141	●
#27	0.1440	3.66	2-1/16	1	51/64	56027	56236	●
#26	0.1470	3.73	2-1/16	1	51/64	56026	56235	●
#25	0.1495	3.80	2-1/16	1	51/64	56025	56234	●
#24	0.1520	3.86	2-1/16	1	51/64	56024	56233	●
#23	0.1540	3.91	2-1/16	1	51/64	56023	56232	●
5/32	0.1562	3.97	2-1/16	1	51/64	56110	56142	●
#22	0.1570	3.99	2-1/8	1-1/16	55/64	56022	56231	●
4,0 mm	0.1575		55,0	22,0	17,0	66013	66014	●
#21	0.1590	4.04	2-1/8	1-1/16	55/64	56021	56230	●
#20	0.1610	4.09	2-1/8	1-1/16	55/64	56020	56229	●
#19	0.1660	4.22	2-1/8	1-1/16	55/64	56019	56228	●
#18	0.1695	4.31	2-1/8	1-1/16	55/64	56018	56227	●
11/64	0.1719	4.37	2-1/8	1-1/16	55/64	56111	56143	●
#17	0.1730	4.39	2-3/16	1-1/8	29/32	56017	56226	●
#16	0.1770	4.50	2-3/16	1-1/8	29/32	56016	56225	●
4,5 mm	0.1772		58,0	24,0	18,0	66015	66016	●
#15	0.1800	4.57	2-3/16	1-1/8	29/32	56015	56224	●
#14	0.1820	4.62	2-3/16	1-1/8	29/32	56014	56223	●
#13	0.1850	4.70	2-3/16	1-1/8	29/32	56013	56222	●
3/16	0.1875	4.76	2-3/16	1-1/8	29/32	56112	56144	●
#12	0.1890	4.80	2-3/16	1-1/8	29/32	56012	56221	●
#11	0.1910	4.85	2-3/16	1-1/8	29/32	56011	56220	●
#10	0.1935	4.91	2-3/16	1-1/8	29/32	56010	56219	●
#9	0.1960	4.98	2-1/4	1-3/16	61/64	56009	56218	●
5,0 mm	0.1969		62,0	26,0	20,0	66017	66018	●
#8	0.1990	5.05	2-1/4	1-3/16	61/64	56008	56217	●
#7	0.2010	5.11	2-1/4	1-3/16	61/64	56007	56216	●
13/64	0.2031	5.16	2-1/4	1-3/16	61/64	56113	56145	●
#6	0.2040	5.18	2-3/8	1-1/4	1	56006	56215	●
#5	0.2055	5.22	2-3/8	1-1/4	1	56005	56214	●
#4	0.2090	5.31	2-3/8	1-1/4	1	56004	56213	●
#3	0.2130	5.41	2-3/8	1-1/4	1	56003	56212	●
5,5 mm	0.2165		66,0	28,0	21,0	66019	66020	●
7/32	0.2188	5.56	2-3/8	1-1/4	1	56114	56146	●
#2	0.2210	5.61	2-7/16	1-5/16	1-3/64	56002	56211	●
#1	0.2280	5.79	2-7/16	1-5/16	1-3/64	56001	56210	●

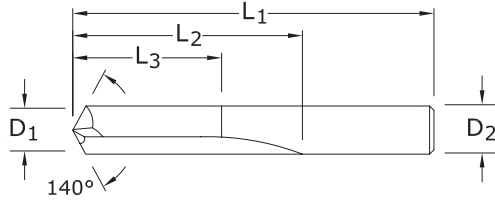
CONTINUED

continued on next page

Straight Flute Drills • Metric: DIN 6539



3xD



106

FRACTIONAL & METRIC SERIES

CUTTING DIAMETER D ₁ /D ₂	DECIMAL EQUIV.	METRIC EQUIV.	OVERALL LENGTH L ₁	FLUTE LENGTH L ₂	CLEARED LENGTH L ₃	EDP NO.		STOCK
						UNCOATED	Ti-NAMITE-A (AlTiN)	
15/64	0.2344	5.95	2-7/16	1-5/16	1-3/64	56115	56147	●
6,0 mm	0.2362		66,0	28,0	21,0	66021	66045	●
1/4	0.2500	6.35	2-1/2	1-3/8	1-7/64	56116	56148	●
6,5 mm	0.2559		70,0	31,0	23,0	66022	66046	●
17/64	0.2656	6.75	2-5/8	1-7/16	1-7/64	56117	56149	●
7,0 mm	0.2756		74,0	34,0	25,0	66023	66024	●
9/32	0.2812	7.14	2-11/16	1-1/2	1-13/64	56118	56150	●
7,5 mm	0.2953		74,0	34,0	25,0	66025	66026	●
19/64	0.2969	7.54	2-3/4	1-9/16	1-1/4	56119	56151	●
5/16	0.3125	7.94	2-13/16	1-5/8	1-19/64	56120	56152	●
8,0 mm	0.3150		79,0	37,0	27,0	66027	66028	●
21/64	0.3281	8.33	2-15/16	1-11/16	1-23/64	56121	56153	●
8,5 mm	0.3346		79,0	37,0	27,0	66029	66030	●
11/32	0.3438	8.73	3	1-11/16	1-23/64	56122	56154	●
9,0 mm	0.3543		84,0	40,0	29,0	66031	66032	●
23/64	0.3594	9.13	3-1/16	1-3/4	1-13/32	56123	56155	●
9,5 mm	0.3740		84,0	40,0	29,0	66033	66034	●
3/8	0.3750	9.53	3-1/8	1-13/16	1-29/64	56124	56156	●
25/64	0.3906	9.92	3-1/4	1-7/8	1-1/2	56125	56157	●
10,0 mm	0.3937		89,0	43,0	31,0	66035	66036	●
13/32	0.4062	10.32	3-5/16	1-15/16	1-35/64	56126	56158	●
10,5 mm	0.4134		95,0	43,0	31,0	66037	66038	●
27/64	0.4219	10.72	3-3/8	2	1-39/64	56127	56159	●
11,0 mm	0.4331		95,0	43,0	31,0	66039	66040	●
7/16	0.4375	11.11	3-7/16	2-1/16	1-21/32	56128	56160	●
11,5 mm	0.4528		95,0	43,0	31,0	66041	66042	●
29/64	0.4531	11.51	3-9/16	2-1/8	1-45/64	56129	56161	●
15/32	0.4688	11.91	3-5/8	2-1/8	1-45/64	56130	56162	●
12,0 mm	0.4724		102,0	51,0	35,0	66043	66044	●
31/64	0.4844	12.30	3-11/16	2-3/16	1-3/4	56131	56163	●
1/2	0.5000	12.70	3-3/4	2-1/4	1-51/64	56132	56164	●

TOLERANCES (inch)

D₁ = +.0000/- .0005
D₂ = h6

TOLERANCES (mm)

D₁ = +0,0000/-0,0127
D₂ = h6

STEELS

CAST IRON

HARDENED STEELS

- U.S. Stock Standard
- NOT STOCKED—
Call for Delivery

For patent information
visit www.kyocera-sgstoool.com/patents

FRACTIONAL & METRIC
Straight Flute Drills

Series	Hardness	Vc (sfm)	Diameter (D ₁) (inch)						
			1/16	1/8	3/16	1/4	3/8	1/2	
P ALLOY STEELS 4140, 4150, 4320, 5120, 5150, 8630, 86L20, 50100	≤ 500 Bhn or ≤ 52 HRc	60 (48-72)	RPM	3667	1834	1222	917	611	458
			Fz	0.0004	0.0007	0.0011	0.0014	0.0021	0.0028
			Feed (ipm)	1.3	1.3	1.3	1.3	1.3	1.3
	≤ 615 Bhn or ≤ 58 HRc	50 (40-60)	RPM	3056	1528	1019	764	509	382
			Fr	0.0004	0.0008	0.0012	0.0016	0.0024	0.0031
			Feed (ipm)	1.2	1.2	1.2	1.2	1.2	1.2
H TOOL STEELS A2, D2, H13, L2, M2, P20, S7, T15, W2	≤ 500 Bhn or ≤ 52 HRc	60 (48-72)	RPM	3667	1834	1222	917	611	458
			Fr	0.0004	0.0007	0.0011	0.0014	0.0021	0.0028
			Feed (ipm)	1.3	1.3	1.3	1.3	1.3	1.3
	≤ 615 Bhn or ≤ 58 HRc	50 (40-60)	RPM	3056	1528	1019	764	509	382
			Fr	0.0004	0.0008	0.0012	0.0016	0.0024	0.0031
			Feed (ipm)	1.2	1.2	1.2	1.2	1.2	1.2
K CAST IRONS Gray, Malleable, Ductile	≤ 220 Bhn or ≤ 19 HRc	250 (200-300)	RPM	15280	7640	5093	3820	2547	1910
			Fr	0.0010	0.0020	0.0030	0.0041	0.0061	0.0081
			Feed (ipm)	15.5	15.5	15.5	15.5	15.5	15.5
	≤ 330 Bhn or ≤ 36 HRc	195 (156-234)	RPM	11918	5959	3973	2980	1986	1490
			Fr	0.0010	0.0020	0.0030	0.0040	0.0060	0.0081
			Feed (ipm)	12.0	12.0	12.0	12.0	12.0	12.0

Bhn (Brinell) HRc (Rockwell C)
 $rpm = Vc \times 3.82 / D_1$
 $ipm = Fr \times rpm$
 reduce speed and feed 30 percent when using uncoated drills
 refer to the SGS Tool Wizard for complete technical information (www.kyocera-sgstool.com)

Series	Hardness	Vc (m/min)	Diameter (D ₁) (mm)						
			1	3	6	8	10	12	
P ALLOY STEELS 4140, 4150, 4320, 5120, 5150, 8630, 86L20, 50100	≤ 500 Bhn or ≤ 52 HRc	18 (15-22)	RPM	5816	1939	969	727	582	485
			Fz	0.006	0.018	0.035	0.047	0.058	0.070
			Feed (mm/min)	34	34	34	34	34	34
	≤ 615 Bhn or ≤ 58 HRc	15 (12-18)	RPM	4847	1616	808	606	485	404
			Fr	0.006	0.017	0.033	0.045	0.056	0.067
			Feed (mm/min)	27	27	27	27	27	27
H TOOL STEELS A2, D2, H13, L2, M2, P20, S7, T15, W2	≤ 500 Bhn or ≤ 52 HRc	18 (15-22)	RPM	5816	1939	969	727	582	485
			Fr	0.006	0.018	0.035	0.047	0.058	0.070
			Feed (mm/min)	34	34	34	34	34	34
	≤ 615 Bhn or ≤ 58 HRc	15 (12-18)	RPM	4847	1616	808	606	485	404
			Fr	0.006	0.017	0.033	0.045	0.056	0.067
			Feed (mm/min)	27	27	27	27	27	27
K CAST IRONS Gray, Malleable, Ductile	≤ 220 Bhn or ≤ 19 HRc	76 (61-91)	RPM	24235	8078	4039	3029	2424	2020
			Fr	0.016	0.048	0.096	0.128	0.160	0.192
			Feed (mm/min)	395	395	395	395	395	395
	≤ 330 Bhn or ≤ 36 HRc	59 (48-71)	RPM	18904	6301	3151	2363	1890	1575
			Fr	0.016	0.048	0.096	0.128	0.160	0.192
			Feed (mm/min)	305	305	305	305	305	305

Bhn (Brinell) HRc (Rockwell C)
 $rpm = (Vc \times 1000) / (D_1 \times 3.14)$
 $mm/min = Fr \times rpm$
 reduce speed and feed 30 percent when using uncoated drills
 refer to the SGS Tool Wizard for complete technical information (www.kyocera-sgstool.com)

3 Flute Drills • Metric: DIN 6539

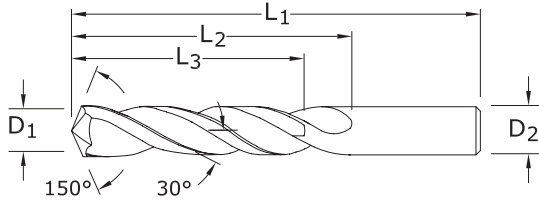


3xD
(mm)

5xD
(inch)



3



103

FRACTIONAL & METRIC SERIES

CUTTING DIAMETER D ₁ /D ₂	DECIMAL EQUIV.	METRIC EQUIV.	OVERALL LENGTH L ₁	FLUTE LENGTH L ₂	CLEARED LENGTH L ₃	EDP NO.		STOCK
						UNCOATED	Ti-NAMITE-A (AlTiN)	
#36	0.1065	2.71	2-1/4	1-1/4	1	53036	58011	●
7/64	0.1094	2.78	2-1/4	1-1/4	1	53107	58012	●
#35	0.1100	2.79	2-1/4	1-1/4	1	53035	58013	●
#34	0.1110	2.82	2-1/4	1-1/4	1	53034	58014	●
#33	0.1130	2.87	2-1/4	1-1/4	1	53033	58015	●
#32	0.1160	2.95	2-1/4	1-1/4	1	53032	58016	●
3,0 mm	0.1181		46,0	16,0	12,0	63000	68965	●
#31	0.1200	3.05	2-1/4	1-1/4	1	53031	58017	●
3,1 mm	0.1220		49,0	18,0	14,0	63044	68966	●
1/8	0.1250	3.18	2-1/4	1-1/4	1	53108	58018	●
3,2 mm	0.1260		49,0	18,0	14,0	63045	68967	●
#30	0.1285	3.26	2-1/4	1-1/4	1	53030	58019	●
3,3 mm	0.1299		49,0	18,0	14,0	63001	68968	●
3,4 mm	0.1339		52,0	20,0	15,0	63046	68969	●
#29	0.1360	3.45	2-1/2	1-3/8	1-7/64	53029	58020	●
3,5 mm	0.1378		52,0	20,0	15,0	63002	68970	●
#28	0.1405	3.57	2-1/2	1-3/8	1-7/64	53028	58021	●
9/64	0.1406	3.57	2-1/2	1-3/8	1-7/64	53109	58022	●
3,6 mm	0.1417		52,0	20,0	15,0	63047	68971	●
#27	0.1440	3.66	2-1/2	1-3/8	1-7/64	53027	58023	●
3,7 mm	0.1457		52,0	20,0	15,0	63003	68972	●
#26	0.1470	3.73	2-1/2	1-3/8	1-7/64	53026	58024	●
#25	0.1495	3.80	2-1/2	1-3/8	1-7/64	53025	58025	●
3,8 mm	0.1496		55,0	22,0	17,0	63048	68973	●
#24	0.1520	3.86	2-1/2	1-3/8	1-7/64	53024	58026	●
3,9 mm	0.1535		55,0	22,0	17,0	63049	68974	●
#23	0.1540	3.91	2-1/2	1-3/8	1-7/64	53023	58027	●
5/32	0.1562	3.97	2-1/2	1-3/8	1-7/64	53110	58028	●
#22	0.1570	3.99	2-1/2	1-3/8	1-7/64	53022	58029	●
4,0 mm	0.1575		55,0	22,0	17,0	63004	68975	●
#21	0.1590	4.04	2-1/2	1-3/8	1-7/64	53021	58030	●
#20	0.1610	4.09	2-1/2	1-3/8	1-7/64	53020	58031	●
4,1 mm	0.1614		55,0	22,0	17,0	63050	68976	●
4,2 mm	0.1654		55,0	22,0	17,0	63005	68977	●
#19	0.1660	4.22	2-3/4	1-5/8	1-19/64	53019	58032	●
4,3 mm	0.1693		58,0	24,0	18,0	63051	68978	●
#18	0.1695	4.31	2-3/4	1-5/8	1-19/64	53018	58033	●
11/64	0.1719	4.37	2-3/4	1-5/8	1-19/64	53111	58034	●
#17	0.1730	4.39	2-3/4	1-5/8	1-19/64	53017	58035	●
4,4 mm	0.1732		58,0	24,0	18,0	63052	68979	●

TOLERANCES (inch)

D₁ = +.0000/- .0005
D₂ = h6

TOLERANCES (mm)

D₁ = +0,0000/-0,0127
D₂ = h6

- STEELS
- CAST IRON
- HARDENED STEELS
- NON-FERROUS

- U.S. Stock Standard
- NOT STOCKED—
Call for Delivery

For patent information visit www.kyocera-sgstool.com/patents

continued on next page

3 Flute Drills • Metric: DIN 6539

103

FRACTIONAL & METRIC SERIES

CUTTING DIAMETER D ₁ /D ₂	DECIMAL EQUIV.	METRIC EQUIV.	OVERALL LENGTH L ₁	FLUTE LENGTH L ₂	CLEARED LENGTH L ₃	EDP NO.		STOCK
						UNCOATED	Ti-NAMITE-A (AITiN)	
#16	0.1770	4.50	2-3/4	1-5/8	1-19/64	53016	58036	●
4,5 mm	0.1772		58,0	24,0	18,0	63006	68980	●
#15	0.1800	4.57	2-3/4	1-5/18	1-19/64	53015	58037	●
4,6 mm	0.1811		58,0	24,0	18,0	63053	68981	●
#14	0.1820	4.62	2-3/4	1-5/8	1-19/64	53014	58038	●
#13	0.1850	4.70	2-3/4	1-5/8	1-19/64	53013	58039	●
4,7 mm	0.1850		62,0	24,0	18,0	63054	68982	●
3/16	0.1875	4.76	2-3/4	1-5/8	1-19/64	53112	58040	●
#12	0.1890	4.80	2-3/4	1-5/8	1-19/64	53012	58041	●
4,8 mm	0.1890		62,0	26,0	20,0	63055	68983	●
#11	0.1910	4.85	2-3/4	1-5/8	1-19/64	53011	58042	●
4,9 mm	0.1929		62,0	26,0	20,0	63056	68984	●
#10	0.1935	4.91	2-3/4	1-5/8	1-19/64	53010	58043	●
#9	0.1960	4.98	3	1-3/4	1-13/32	53009	58044	●
5,0 mm	0.1969		62,0	26,0	20,0	63007	68985	●
#8	0.1990	5.05	3	1-3/4	1-13/32	53008	58045	●
5,1 mm	0.2008		62,0	26,0	20,0	63057	68986	●
#7	0.2010	5.11	3	1-3/4	1-13/32	53007	58046	●
13/64	0.2031	5.16	3	1-3/4	1-13/32	53113	58047	●
#6	0.2040	5.18	3	1-3/4	1-13/32	53006	58048	●
5,2 mm	0.2047		62,0	26,0	20,0	63008	68987	●
#5	0.2055	5.22	3	1-3/4	1-13/32	53005	58049	●
5,3 mm	0.2087		62,0	26,0	20,0	63058	68988	●
#4	0.2090	5.31	3	1-3/4	1-13/32	53004	58050	●
5,4 mm	0.2126		66,0	28,0	21,0	63059	68989	●
#3	0.2130	5.41	3	1-3/4	1-13/32	53003	58051	●
5,5 mm	0.2165		66,0	28,0	21,0	63009	68990	●
7/32	0.2188	5.56	3	1-3/4	1-13/32	53114	58052	●
5,6 mm	0.2205		66,0	28,0	21,0	63060	68991	●
#2	0.2210	5.61	3	1-3/4	1-13/32	53002	58053	●
5,7 mm	0.2244		66,0	28,0	21,0	63061	68992	●
#1	0.2280	5.79	3	1-3/4	1-13/32	53001	58054	●
5,8 mm	0.2283		66,0	28,0	21,0	63062	68993	●
5,9 mm	0.2323		66,0	28,0	21,0	63063	68994	●
A	0.2340	5.94	3-1/4	2	1-39/64	53201	58055	●
15/64	0.2344	5.95	3-1/4	2	1-39/64	53115	58056	●
6,0 mm	0.2362		66,0	28,0	21,0	63010	68995	●
B	0.2380	6.05	3-1/4	2	1-39/64	53202	58057	●
6,1 mm	0.2402		70,0	31,0	23,0	63064	68996	●
C	0.2420	6.15	3-1/4	2	1-39/64	53203	58058	●
6,2 mm	0.2441		70,0	31,0	23,0	63011	68997	●
D	0.2460	6.25	3-1/4	2	1-39/64	53204	58059	●
6,3 mm	0.2480		70,0	31,0	23,0	63065	68998	●
1/4	0.2500	6.35	3-1/4	2	1-39/64	53116	58061	●
6,4 mm	0.2520		70,0	31,0	23,0	63066	68999	●
6,5 mm	0.2559		70,0	31,0	23,0	63012	69000	●
F	0.2570	6.53	3-1/4	2	1-39/64	53206	58062	●
6,6 mm	0.2598		70,0	31,0	23,0	63067	69001	●
G	0.2610	6.63	3-1/2	2-1/8	1-45/64	53207	58063	●
6,7 mm	0.2638		70,0	31,0	23,0	63068	69002	●
17/64	0.2656	6.75	3-1/2	2-1/8	1-45/64	53117	58064	●
H	0.2660	6.76	3-1/2	2-1/8	1-45/64	53208	58065	●

continued on next page

CONTINUED

3 Flute Drills • Metric: DIN 6539



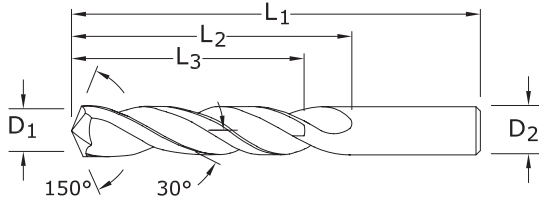
3xD
(mm)

5xD
(inch)



103

FRACTIONAL & METRIC SERIES



CUTTING DIAMETER D ₁ /D ₂	DECIMAL EQUIV.	METRIC EQUIV.	OVERALL LENGTH L ₁	FLUTE LENGTH L ₂	CLEARED LENGTH L ₃	EDP NO.		STOCK
						UNCOATED	Ti-NAMITE-A (AlTiN)	
6,8 mm	0.2677		74,0	34,0	25,0	63013	69003	●
6,9 mm	0.2717		74,0	34,0	25,0	63069	69004	●
I	0.2720	6.91	3-1/2	2-1/8	1-45/64	53209	58066	●
7,0 mm	0.2756		74,0	34,0	25,0	63014	69005	●
J	0.2770	7.04	3-1/2	2-1/8	1-45/64	53210	58067	●
7,1 mm	0.2795		74,0	34,0	25,0	63070	69006	●
K	0.2810	7.14	3-1/2	2-1/8	1-45/64	53211	58068	●
9/32	0.2812	7.14	3-1/2	2-1/8	1-45/64	53118	58069	●
7,2 mm	0.2835		74,0	34,0	25,0	63015	69007	●
7,3 mm	0.2874		74,0	34,0	25,0	63071	69008	●
L	0.2900	7.37	3-1/2	2-1/8	1-45/64	53212	58070	●
7,4 mm	0.2913		74,0	34,0	25,0	63072	69009	●
M	0.2950	7.49	3-3/4	2-3/8	1-29/32	53213	58071	●
7,5 mm	0.2953		74,0	34,0	25,0	63016	69010	●
19/64	0.2969	7.54	3-3/4	2-3/8	1-29/32	53119	58072	●
7,6 mm	0.2992		79,0	37,0	27,0	63073	69011	●
N	0.3020	7.67	2-3/8	2-3/8	1-29/32	53214	58073	●
7,7 mm	0.3031		79,0	37,0	27,0	63074	69012	●
7,8 mm	0.3071		79,0	37,0	27,0	63075	69013	●
7,9 mm	0.3110		79,0	37,0	27,0	63076	69014	●
5/16	0.3125	7.94	3-3/4	2-3/8	1-29/32	53120	58074	●
8,0 mm	0.3150		79,0	37,0	27,0	63017	69015	●
O	0.3160	8.03	3-3/4	2-3/8	1-29/32	53215	58075	●
8,1 mm	0.3189		79,0	37,0	27,0	63077	69016	●
8,2 mm	0.3228		79,0	37,0	27,0	63018	69017	●
P	0.3230	8.20	3-3/4	2-3/8	1-29/32	53216	58076	●
8,3 mm	0.3268		79,0	37,0	27,0	63078	69018	●
21/64	0.3281	8.33	4	2-1/2	2	53121	58077	●
8,4 mm	0.3307		79,0	37,0	27,0	63019	69019	●
Q	0.3320	8.43	4	2-1/2	2	53217	58078	●
8,5 mm	0.3346		79,0	37,0	27,0	63020	69020	●
8,6 mm	0.3386		84,0	40,0	29,0	63021	69021	●
R	0.3390	8.61	4	2-1/2	2	53218	58079	●
8,7 mm	0.3425		89,0	40,0	29,0	63079	69022	●
11/32	0.3438	8.73	4	2-1/2	2	53122	58080	●
8,8 mm	0.3465		89,0	40,0	29,0	63022	69023	●
S	0.3480	8.84	4	2-1/2	2	53219	58081	●
8,9 mm	0.3504		84,0	40,0	29,0	63080	69024	●
9,0 mm	0.3543		84,0	40,0	29,0	63023	69025	●
T	0.3580	9.09	4-1/4	2-3/4	2-13/64	53220	58082	●

TOLERANCES (inch)

D₁ = +.0000/-0.0005
D₂ = h6

TOLERANCES (mm)

D₁ = +0,0000/-0,0127
D₂ = h6

- STEELS
- CAST IRON
- HARDENED STEELS
- NON-FERROUS

- U.S. Stock Standard
- NOT STOCKED—
Call for Delivery

For patent information visit www.kyocera-sgstool.com/patents

continued on next page

3 Flute Drills • Metric: DIN 6539

103

FRACTIONAL & METRIC SERIES

CONTINUED

CUTTING DIAMETER D ₁ /D ₂	DECIMAL EQUIV.	METRIC EQUIV.	OVERALL LENGTH L ₁	FLUTE LENGTH L ₂	CLEARED LENGTH L ₃	EDP NO.		STOCK
						UNCOATED	Ti-NAMITE-A (AITiN)	
9,1 mm	0.3583		84,0	40,0	29,0	63081	69026	●
23/64	0.3594	9.13	4-1/4	2-3/4	2-13/64	53123	58083	●
9,2 mm	0.3622		84,0	40,0	29,0	63024	69027	●
9,3 mm	0.3661		84,0	40,0	29,0	63082	69028	●
U	0.3680	9.35	4-1/4	2-3/4	2-13/64	53221	58084	●
9,4 mm	0.3701		84,0	40,0	29,0	63083	69029	●
9,5 mm	0.3740		84,0	40,0	29,0	63025	69030	●
3/8	0.3750	9.53	4-1/4	2-3/4	2-13/64	53124	58085	●
V	0.3770	9.58	4-1/4	2-3/4	2-13/64	53222	58086	●
9,6 mm	0.3780		89,0	43,0	31,0	63084	69031	●
9,7 mm	0.3819		89,0	43,0	31,0	63085	69032	●
9,8 mm	0.3858		89,0	43,0	31,0	63086	69033	●
W	0.3860	9.80	4-1/2	2-7/8	2-19/64	53223	58087	●
9,9 mm	0.3898		89,0	43,0	31,0	63087	69034	●
25/64	0.3906	9.92	4-1/2	2-7/8	2-19/64	53125	58088	●
10,0 mm	0.3937		89,0	43,0	31,0	63026	69035	●
X	0.3970	10.08	4-1/2	2-7/8	2-19/64	53224	58089	●
10,1 mm	0.3976		89,0	43,0	31,0	63088	69036	●
10,2 mm	0.4016		89,0	43,0	31,0	63027	69037	●
Y	0.4040	10.26	4-1/2	2-7/8	2-19/64	53225	58090	●
13/32	0.4062	10.32	4-1/2	2-7/8	2-19/64	53126	58091	●
10,4 mm	0.4094		89,0	43,0	31,0	63028	69038	●
Z	0.4130	10.49	4-1/2	2-7/8	2-19/64	53226	58092	●
10,5 mm	0.4134		89,0	43,0	31,0	63029	69039	●
10,7 mm	0.4213		95,0	47,0	33,0	63030	69040	●
27/64	0.4219	10.72	4-1/2	2-7/8	2-19/64	53127	58093	●
10,8 mm	0.4252		95,0	47,0	33,0	63031	69041	●
11,0 mm	0.4331		95,0	47,0	33,0	63032	69042	●
7/16	0.4375	11.11	4-1/2	2-7/8	2-19/64	53128	58094	●
11,5 mm	0.4528		95,0	47,0	33,0	63033	69043	●
29/64	0.4531	11.51	4-3/4	3	2-13/32	53129	58095	●
15/32	0.4688	11.91	4-3/4	3	2-13/32	53130	58096	●
12,0 mm	0.5039		102,0	51,0	35,0	63034	69044	●
31/64	0.4844	12.30	4-3/4	3	2-13/32	53131	58097	●
12,5 mm	0.4921		102,0	51,0	35,0	63035	69045	●
1/2	0.5000	12.70	4-3/4	3	2-13/32	53132	58098	●
12,8 mm	0.5039		102,0	51,0	35,0	63036	69046	●
13,0 mm	0.5118		102,0	51,0	35,0	63089	69047	●
33/64	0.5156	13.10	4-3/4	3	2-13/32	53135	58099	●
13,1 mm	0.5157		102,0	51,0	35,0	63037	69048	●
13,5 mm	0.5315		107,0	54,0	37,0	63090	69049	●
14,0 mm	0.5512		107,0	54,0	37,0	63038	69050	●
9/16	0.5625	14.29	4-3/4	3	2-13/32	53136	58100	●
14,3 mm	0.5630		111,0	56,0	38,0	63039	69051	●
14,5 mm	0.5709		111,0	56,0	38,0	63040	69052	●
15,0 mm	0.5906		111,0	56,0	38,0	63091	69053	●
5/8	0.6250	15.88	5-3/4	3-1/2	2-51/64	53133	58101	●
11/16	0.6875	17.46	5-3/4	3-1/2	2-51/64	53137	58102	●
17,5 mm	0.6890		123,0	62,0	40,0	63041	69054	●
3/4	0.7500	19.05	5-3/4	4-1/4	3 13/32	53134	58103	●
19,5 mm	0.7677		131,0	66,0	42,0	63042	69055	●
20,0 mm	0.7874		131,0	66,0	42,0	63043	69056	●

3 Flute Drills

Series 103 Fractional	Hardness	Vc (sfm)	Diameter (D ₁) (inch)							
			1/8	1/4	3/8	1/2	5/8	3/4		
P CARBON STEELS 1018, 1040, 1080, 1090, 10L50, 1140, 1212, 12L15, 1525, 1536	≤ 175 Bhn or ≤ 7 HRc	295 (236-354)	RPM	9015	4508	3005	2254	1803	1503	
			Fr	0.0026	0.0051	0.0077	0.0102	0.0128	0.0153	
			Feed (ipm)	23.0	23.0	23.0	23.0	23.0	23.0	
	≤ 300 Bhn or ≤ 32 HRc	260 (208-312)	RPM	7946	3973	2649	1986	1589	1324	
			Fr	0.0023	0.0045	0.0068	0.0091	0.0113	0.0136	
			Feed (ipm)	18.0	18.0	18.0	18.0	18.0	18.0	
	≤ 425 Bhn or ≤ 45 HRc	150 (120-180)	RPM	4584	2292	1528	1146	917	764	
			Fz	0.0013	0.0026	0.0039	0.0052	0.0065	0.0079	
			Feed (ipm)	6.0	6.0	6.0	6.0	6.0	6.0	
	H ALLOY STEELS 4140, 4150, 4320, 5120, 5150, 8630, 86L20, 50100	≤ 275 Bhn or ≤ 28 HRc	230 (184-276)	RPM	7029	3514	2343	1757	1406	1171
				Fz	0.0019	0.0038	0.0058	0.0077	0.0096	0.0115
				Feed (ipm)	13.5	13.5	13.5	13.5	13.5	13.5
≤ 375 Bhn or ≤ 40 HRc		145 (116-174)	RPM	4431	2216	1477	1108	886	739	
			Fr	0.0019	0.0038	0.0058	0.0077	0.0096	0.0115	
			Feed (ipm)	8.5	8.5	8.5	8.5	8.5	8.5	
≤ 450 Bhn or ≤ 48 HRc		115 (92-138)	RPM	3514	1757	1171	879	703	586	
			Fr	0.0005	0.0010	0.0015	0.0020	0.0026	0.0031	
			Feed (ipm)	1.8	1.8	1.8	1.8	1.8	1.8	
K TOOL STEELS A2, D2, H13, L2, M2, P20, S7, T15, W2		≤ 250 Bhn or ≤ 24 HRc	85 (68-102)	RPM	2598	1299	866	649	520	433
				Fr	0.0013	0.0026	0.0039	0.0052	0.0065	0.0079
				Feed (ipm)	3.4	3.4	3.4	3.4	3.4	3.4
	≤ 375 Bhn or ≤ 40 HRc	65 (52-78)	RPM	1986	993	662	497	397	331	
			Fr	0.0007	0.0013	0.0020	0.0026	0.0033	0.0039	
			Feed (ipm)	1.3	1.3	1.3	1.3	1.3	1.3	
	≤ 475 Bhn or ≤ 50 HRc	50 (40-60)	RPM	1528	764	509	382	306	255	
			Fr	0.0007	0.0013	0.0020	0.0026	0.0033	0.0039	
			Feed (ipm)	1.0	1.0	1.0	1.0	1.0	1.0	
	N CAST IRONS Gray, Malleable, Ductile	≤ 220 Bhn or ≤ 19 HRc	250 (200-300)	RPM	7640	3820	2547	1910	1528	1273
				Fr	0.0026	0.0052	0.0079	0.0105	0.0131	0.0157
				Feed (ipm)	20.0	20.0	20.0	20.0	20.0	20.0
≤ 330 Bhn or ≤ 36 HRc		195 (156-234)	RPM	5959	2980	1986	1490	1192	993	
			Fr	0.0026	0.0052	0.0078	0.0104	0.0130	0.0156	
			Feed (ipm)	15.5	15.5	15.5	15.5	15.5	15.5	
N ALUMINUM ALLOYS 2017, 2024, 356, 6061, 7075		≤ 80 Bhn or ≤ 47 HRb	540 (432-648)	RPM	16502	8251	5501	4126	3300	2750
				Fr	0.0032	0.0064	0.0096	0.0128	0.0161	0.0193
				Feed (ipm)	53.0	53.0	53.0	53.0	53.0	53.0
		≤ 150 Bhn or ≤ 7 HRc	455 (364-546)	RPM	13905	6952	4635	3476	2781	2317
				Fr	0.0032	0.0065	0.0097	0.0129	0.0162	0.0194
				Feed (ipm)	45.0	45.0	45.0	45.0	45.0	45.0
	N COPPER ALLOYS Alum Bronze, C110, Muntz Brass	≤ 140 Bhn or ≤ 3 HRc	305 (244-366)	RPM	9321	4660	3107	2330	1864	1553
				Fr	0.0019	0.0039	0.0058	0.0077	0.0097	0.0116
				Feed (ipm)	18.0	18.0	18.0	18.0	18.0	18.0
		≤ 200 Bhn or ≤ 23 HRc	160 (128-192)	RPM	4890	2445	1630	1222	978	815
				Fr	0.0016	0.0033	0.0049	0.0065	0.0082	0.0098
				Feed (ipm)	8.0	8.0	8.0	8.0	8.0	8.0

Bhn (Brinell) HRc (Rockwell C) HRb (Rockwell B)
 rpm = Vc x 3.82 / D₁
 ipm = Fr x rpm
 reduce speed and feed 30 percent when using uncoated drills
 reduce speed and feed for materials harder than listed
 refer to the SGS Tool Wizard for complete technical information (www.kyocera-sgstool.com)

3 Flute Drills

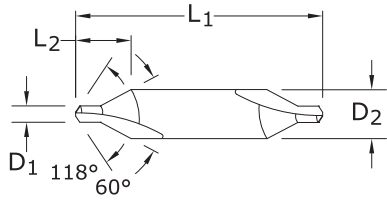
Series 103M Metric	Hardness	Vc (m/min)	Diameter (D ₁) (mm)							
			3	6	10	12	16	20		
P CARBON STEELS 1018, 1040, 1080, 1090, 10L50, 1140, 1212, 12L15, 1525, 1536	≤ 175 Bhn or ≤ 7 HRc	90 (72-108)	RPM	9533	4766	2860	2383	1787	1430	
			Fr	0.062	0.124	0.206	0.248	0.330	0.413	
			Feed (mm/min)	590	590	590	590	590	590	
	≤ 300 Bhn or ≤ 32 HRc	79 (63-95)	RPM	8402	4201	2520	2100	1575	1260	
			Fr	0.055	0.110	0.183	0.219	0.292	0.365	
			Feed (mm/min)	460	460	460	460	460	460	
	≤ 425 Bhn or ≤ 45 HRc	46 (37-55)	RPM	4847	2424	1454	1212	909	727	
			Fz	0.032	0.064	0.107	0.128	0.171	0.213	
			Feed (mm/min)	155	155	155	155	155	155	
	H ALLOY STEELS 4140, 4150, 4320, 5120, 5150, 8630, 86L20, 50100	≤ 275 Bhn or ≤ 28 HRc	70 (56-84)	RPM	7432	3716	2230	1858	1394	1115
				Fz	0.046	0.093	0.155	0.186	0.248	0.309
				Feed (mm/min)	345	345	345	345	345	345
≤ 375 Bhn or ≤ 40 HRc		44 (35-53)	RPM	4686	2343	1406	1171	879	703	
			Fr	0.046	0.092	0.153	0.184	0.245	0.306	
			Feed (mm/min)	215	215	215	215	215	215	
≤ 450 Bhn or ≤ 48 HRc		35 (28-42)	RPM	3716	1858	1115	929	697	557	
			Fr	0.012	0.024	0.040	0.048	0.065	0.081	
			Feed (mm/min)	45	45	45	45	45	45	
K CAST IRONS Gray, Malleable, Ductile		≤ 250 Bhn or ≤ 24 HRc	26 (21-31)	RPM	2747	1373	824	687	515	412
				Fr	0.031	0.062	0.103	0.124	0.165	0.206
				Feed (mm/min)	85	85	85	85	85	85
	≤ 375 Bhn or ≤ 40 HRc	20 (16-24)	RPM	2100	1050	630	525	394	315	
			Fr	0.017	0.033	0.056	0.067	0.089	0.111	
			Feed (mm/min)	35	35	35	35	35	35	
≤ 475 Bhn or ≤ 50 HRc	15 (12-18)	RPM	1616	808	485	404	303	242		
		Fr	0.015	0.031	0.052	0.062	0.083	0.103		
		Feed (mm/min)	25	25	25	25	25	25		
N ALUMINUM ALLOYS 2017, 2024, 356, 6061, 7075	≤ 220 Bhn or ≤ 19 HRc	76 (61-91)	RPM	8078	4039	2424	2020	1515	1212	
			Fr	0.063	0.126	0.210	0.253	0.337	0.421	
			Feed (mm/min)	510	510	510	510	510	510	
	≤ 330 Bhn or ≤ 36 HRc	59 (48-71)	RPM	6301	3151	1890	1575	1181	945	
			Fr	0.052	0.105	0.175	0.209	0.279	0.349	
			Feed (mm/min)	330	330	330	330	330	330	
	N COPPER ALLOYS Alum Bronze, C110, Muntz Brass	≤ 80 Bhn or ≤ 47 HRb	165 (132-198)	RPM	17449	8725	5235	4362	3272	2617
				Fr	0.078	0.156	0.260	0.312	0.416	0.520
				Feed (mm/min)	1360	1360	1360	1360	1360	1360
		≤ 150 Bhn or ≤ 7 HRc	139 (111-166)	RPM	14703	7351	4411	3676	2757	2205
				Fr	0.078	0.156	0.261	0.313	0.417	0.521
				Feed (mm/min)	1150	1150	1150	1150	1150	1150
≤ 140 Bhn or ≤ 3 HRc	93 (74-112)	RPM	9856	4928	2957	2464	1848	1478		
		Fr	0.047	0.094	0.157	0.189	0.252	0.315		
		Feed (mm/min)	465	465	465	465	465	465		
≤ 200 Bhn or ≤ 23 HRc	49 (39-59)	RPM	5170	2585	1551	1293	969	776		
		Fr	0.039	0.077	0.129	0.155	0.206	0.258		
		Feed (mm/min)	200	200	200	200	200	200		

Bhn (Brinell) HRc (Rockwell C) HRb (Rockwell B)
 rpm = (Vc x 1000) / (D₁ x 3.14)
 mm/min = Fr x rpm
 reduce speed and feed 30 percent when using uncoated drills
 reduce speed and feed for materials harder than listed
 refer to the SGS Tool Wizard for complete technical information (www.kyocera-sgstool.com)

Combined Drill & Countersink



301 FRACTIONAL SERIES



SIZE	inch				EDP NO.		STOCK
	DRILL DIAMETER D ₁	BODY DIAMETER D ₂	OVERALL LENGTH L ₁	FLUTE LENGTH L ₂	UNCOATED	Ti-NAMITE-A (AlTiN)	
00*	.025	1/8	1-1/2	.125	57005	57015	●
0*	1/32	1/8	1-1/2	.130	57006	57016	●
1*	3/64	1/8	1-1/2	.135	57007	57017	●
2*	5/64	3/16	1-7/8	.200	57008	57018	●
3*	7/64	1/4	2	.280	57009	57019	●
4*	1/8	5/16	2-1/8	.340	57010	57020	●
5*	3/16	7/16	2-3/4	.475	57011	57021	●
6*	7/32	1/2	3	.540	57012	57022	●
Series 301 Set	—	—	—	—	57075	—	●

*Included in Series 301 Set (EDP No. 57075)

TOLERANCES (inch)

D₁ = +.003/- .000

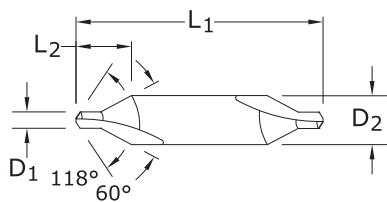
D₂ = -.0001/- .0005

- STEELS
- STAINLESS STEELS
- CAST IRON
- HIGH TEMP ALLOYS
- TITANIUM
- HARDENED STEELS
- NON-FERROUS
- PLASTICS/COMPOSITES

- U.S. Stock Standard
- NOT STOCKED—
Call for Delivery

For patent information
visit www.kyocera-sgstool.com/patents

Combined Drill & Countersink



TOLERANCES (mm)

$D_1 = +0,076/-0,000$
 $D_2 = -0,0025/-0,0127$

- STEELS
- STAINLESS STEELS
- CAST IRON
- HIGH TEMP ALLOYS
- TITANIUM
- HARDENED STEELS
- NON-FERROUS
- PLASTICS/COMPOSITES

- U.S. Stock Standard
- NOT STOCKED—
Call for Delivery

For patent information
 visit www.kyocera-sgstool.com/patents

301M
 METRIC SERIES

mm				EDP NO.		STOCK
DRILL DIAMETER D ₁	BODY DIAMETER D ₂	OVERALL LENGTH L ₁	FLUTE LENGTH L ₂	UNCOATED	Ti-NAMITE-A (AlTiN)	
0,5	3,15	20,0	3,0	67005	67035	●
0,8	3,15	20,0	3,5	67007	67037	●
1	3,15	31,5	3,5	67009	67039	●
1,25	3,15	31,5	4,0	67011	67041	●
1,6	4,0	35,5	5,0	67013	67043	●
2	5,0	40,0	6,0	67015	67045	●
2,5	6,3	45,0	7,0	67017	67047	●
3,15	8,0	50,0	9,0	67019	67049	●
4	10,0	56,0	11,0	67021	67051	●
5	12,5	63,0	14,0	67023	67053	●

Combined Drill & Countersink

Series 301 Fractional	Hardness	Vc (sfm)	Diameter (D ₁) (inch)						
			1/32	5/64	1/8	3/16	7/32		
P CARBON STEELS 1018, 1040, 1080, 1090, 10L50, 1140, 1212, 12L15, 1525, 1536	≤ 175 Bhn or ≤ 7 HRc	265	RPM	8098	5399	3239	2314	2025	
		(212-318)	Fr	0.00068	0.0010	0.0017	0.0024	0.0027	
			Feed (ipm)	5.5	5.5	5.5	5.5	5.5	
	≤ 300 Bhn or ≤ 32 HRc	125	RPM	3820	2547	1528	1091	955	
		(100-150)	Fr	0.00065	0.0010	0.0016	0.0023	0.0026	
			Feed (ipm)	2.5	2.5	2.5	2.5	2.5	
	≤ 425 Bhn or ≤ 45 HRc	85	RPM	2598	1732	1039	742	649	
		(68-102)	Fz	0.00038	0.0006	0.0010	0.0013	0.0015	
			Feed (ipm)	1.0	1.0	1.0	1.0	1.0	
	P ALLOY STEELS 4140, 4150, 4320, 5120, 5150, 8630, 86L20, 50100	≤ 275 Bhn or ≤ 28 HRc	230	RPM	7029	4686	2812	2008	1757
			(184-276)	Fz	0.00064	0.0010	0.0016	0.0022	0.0026
				Feed (ipm)	4.5	4.5	4.5	4.5	4.5
≤ 375 Bhn or ≤ 40 HRc		145	RPM	4431	2954	1772	1266	1108	
		(116-174)	Fr	0.00059	0.0009	0.0015	0.0021	0.0023	
			Feed (ipm)	2.6	2.6	2.6	2.6	2.6	
≤ 450 Bhn or ≤ 48 HRc		60	RPM	1834	1222	733	524	458	
		(48-72)	Fr	0.00027	0.0004	0.0007	0.0010	0.0011	
			Feed (ipm)	0.5	0.5	0.5	0.5	0.5	
H TOOL STEELS A2, D2, H13, L2, M2, P20, S7, T15, W2		≤ 250 Bhn or ≤ 24 HRc	85	RPM	2598	1732	1039	742	649
			(68-102)	Fr	0.00035	0.0005	0.0009	0.0012	0.0014
				Feed (ipm)	0.9	0.9	0.9	0.9	0.9
	≤ 375 Bhn or ≤ 40 HRc	55	RPM	1681	1121	672	480	420	
		(44-66)	Fr	0.00016	0.0002	0.0004	0.0006	0.0006	
			Feed (ipm)	0.3	0.3	0.3	0.3	0.3	
	≤ 475 Bhn or ≤ 50 HRc	40	RPM	1222	815	489	349	306	
		(32-48)	Fr	0.00016	0.0002	0.0004	0.0006	0.0007	
			Feed (ipm)	0.2	0.2	0.2	0.2	0.2	
	K CAST IRONS Gray, Malleable, Ductile	≤ 220 Bhn or ≤ 19 HRc	280	RPM	8557	5705	3423	2445	2139
			(224-336)	Fr	0.00084	0.0013	0.0021	0.0029	0.0034
				Feed (ipm)	7.2	7.2	7.2	7.2	7.2
≤ 330 Bhn or ≤ 36 HRc		250	RPM	7640	5093	3056	2183	1910	
		(200-300)	Fr	0.00084	0.0013	0.0021	0.0029	0.0034	
			Feed (ipm)	6.4	6.4	6.4	6.4	6.4	
M STAINLESS STEELS (FREE MACHINING) 303, 416, 420F, 430F 440F	≤ 250 Bhn or ≤ 24 HRc0	210	RPM	6418	4278	2567	1834	1604	
		(168-252)	Fr	0.00048	0.0007	0.0012	0.0017	0.0019	
			Feed (ipm)	3.1	3.1	3.1	3.1	3.1	
	≤ 330 Bhn or ≤ 36 HRc	110	RPM	3362	2241	1345	960	840	
		(88-132)	Fr	0.00028	0.0004	0.0007	0.0010	0.0011	
			Feed (ipm)	0.9	0.9	0.9	0.9	0.9	
	M STAINLESS STEELS (DIFFICULT) 304, 316, 321, 13-8 PH, 15-5PH, 17-4 PH, Custom 450	≤ 275 Bhn or ≤ 28 HRc	65	RPM	1986	1324	795	568	497
			(52-78)	Fr	0.00036	0.0005	0.0009	0.0013	0.0014
				Feed (ipm)	0.7	0.7	0.7	0.7	0.7
		≤ 375 Bhn or ≤ 40 HRc	55	RPM	1681	1121	672	480	420
			(44-66)	Fr	0.00032	0.0005	0.0008	0.0011	0.0013
				Feed (ipm)	0.5	0.5	0.5	0.5	0.5

continued on next page

Combined Drill & Countersink

Series 301 Fractional	Hardness	Vc (sfm)	Diameter (D ₁) (inch)						
			1/32	5/64	1/8	3/16	7/32		
S SUPER ALLOYS (NICKEL, COBALT, IRON BASE) Inconel 601, 617, 625, Incoloy 800, Monel 400, Rene, Waspaloy	≤ 220 Bhn or ≤ 19 HRc	40 (32-48)	RPM	1222	815	489	349	306	
			Fr	0.00036	0.0005	0.0009	0.0013	0.0014	
			Feed (ipm)	0.4	0.4	0.4	0.4	0.4	
	≤ 320 Bhn or ≤ 34 HRc	25 (20-30)	RPM	764	509	306	218	191	
			Fr	0.00033	0.0005	0.0008	0.0011	0.0013	
			Feed (ipm)	0.3	0.3	0.3	0.3	0.3	
	≤ 425 Bhn or ≤ 45 HRc	20 (16-24)	RPM	611	407	244	175	153	
			Fr	0.00016	0.0002	0.0004	0.0006	0.0007	
			Feed (ipm)	0.1	0.1	0.1	0.1	0.1	
	TITANIUM ALLOYS Pure Titanium, Ti6Al4V, Ti6Al2Sn4Zr2Mo, Ti4Al4Mo2Sn0.5Si, Ti-6Al4V	≤ 275 Bhn or ≤ 28 HRc	85 (68-102)	RPM	2598	1732	1039	742	649
				Fr	0.00064	0.0010	0.0016	0.0022	0.0026
				Feed (ipm)	1.7	1.7	1.7	1.7	1.7
≤ 350 Bhn or ≤ 38 HRc		65 (52-78)	RPM	1986	1324	795	568	497	
			Fr	0.00036	0.0005	0.0009	0.0013	0.0014	
			Feed (ipm)	0.7	0.7	0.7	0.7	0.7	
≤ 440 Bhn or ≤ 47 HRc		55 (44-66)	RPM	1681	1121	672	480	420	
			Fr	0.00032	0.0005	0.0008	0.0011	0.0013	
			Feed (ipm)	0.5	0.5	0.5	0.5	0.5	
N ALUMINUM ALLOYS 2017, 2024, 356, 6061, 7075		≤ 80 Bhn or ≤ 47 HRb	540 (432-648)	RPM	16502	11002	6601	4715	4126
				Fr	0.00100	0.0015	0.0025	0.0035	0.0040
				Feed (ipm)	16.5	16.5	16.5	16.5	16.5
	≤ 150 Bhn or ≤ 7 HRc	455 (364-546)	RPM	13905	9270	5562	3973	3476	
			Fr	0.00100	0.0015	0.0025	0.0035	0.0040	
			Feed (ipm)	13.9	13.9	13.9	13.9	13.9	
	≤ 140 Bhn or ≤ 3 HRc	190 (152-228)	RPM	5806	3871	2323	1659	1452	
			Fr	0.00048	0.0007	0.0012	0.0017	0.0019	
			Feed (ipm)	2.8	2.8	2.8	2.8	2.8	
	≤ 200 Bhn or ≤ 23 HRc	175 (140-210)	RPM	5348	3565	2139	1528	1337	
			Fr	0.00048	0.0007	0.0012	0.0017	0.0019	
			Feed (ipm)	2.6	2.6	2.6	2.6	2.6	
PLASTICS Polycarbonate, PVC	500 (400-600)	RPM	15280	10187	6112	4366	3820		
		Fr	0.00100	0.0015	0.0025	0.0035	0.0040		
		Feed (ipm)	15.3	15.3	15.3	15.3	15.3		

Bhn (Brinell) HRc (Rockwell C) HRb (Rockwell B)
 $rpm = Vc \times 3.82 / D_1$
 $ipm = Fr \times rpm$
 reduce speed and feed 30 percent when using uncoated drills
 reduce speed and feed for materials harder than listed
 refer to the SGS Tool Wizard for complete technical information (www.kyocera-sgstoool.com)

Combined Drill & Countersink

Series 301M Metric	Hardness	Vc (m/min)	Diameter (D ₁) (mm)						
			1	1.6	2.5	4	5		
P CARBON STEELS 1018, 1040, 1080, 1090, 10L50, 1140, 1212, 12L15, 1525, 1536	≤ 175 Bhn or ≤ 7 HRc	81	RPM	8155	6422	4078	2569	2055	
		(65-97)	Fr	0.017	0.022	0.034	0.054	0.068	
			Feed (mm/min)	139	139	139	139	139	
	≤ 300 Bhn or ≤ 32 HRc	38	RPM	3847	3029	1923	1212	969	
		(30-46)	Fr	0.016	0.020	0.032	0.051	0.064	
			Feed (mm/min)	62	62	62	62	62	
	≤ 425 Bhn or ≤ 45 HRc	26	RPM	2616	2060	1308	824	659	
		(21-31)	Fz	0.010	0.013	0.020	0.032	0.039	
			Feed (mm/min)	26	26	26	26	26	
	P ALLOY STEELS 4140, 4150, 4320, 5120, 5150, 8630, 86L20, 50100	≤ 275 Bhn or ≤ 28 HRc	70	RPM	7078	5574	3539	2230	1784
			(56-84)	Fz	0.016	0.020	0.032	0.051	0.063
				Feed (mm/min)	113	113	113	113	113
≤ 375 Bhn or ≤ 40 HRc		44	RPM	4462	3514	2231	1406	1125	
		(35-53)	Fr	0.015	0.019	0.030	0.048	0.060	
			Feed (mm/min)	67	67	67	67	67	
≤ 450 Bhn or ≤ 48 HRc		18	RPM	1847	1454	923	582	465	
		(15-22)	Fr	0.007	0.009	0.014	0.022	0.028	
			Feed (mm/min)	13	13	13	13	13	
H TOOL STEELS A2, D2, H13, L2, M2, P20, S7, T15, W2		≤ 250 Bhn or ≤ 24 HRc	26	RPM	2616	2060	1308	824	659
			(21-31)	Fr	0.009	0.012	0.018	0.029	0.036
				Feed (mm/min)	24	24	24	24	24
	≤ 375 Bhn or ≤ 40 HRc	17	RPM	1693	1333	846	533	427	
		(13-20)	Fr	0.004	0.005	0.008	0.013	0.016	
			Feed (mm/min)	7	7	7	7	7	
	≤ 475 Bhn or ≤ 50 HRc	12	RPM	1231	969	616	388	310	
		(10-15)	Fr	0.004	0.005	0.008	0.013	0.016	
			Feed (mm/min)	5	5	5	5	5	
	K CAST IRONS Gray, Malleable, Ductile	≤ 220 Bhn or ≤ 19 HRc	85	RPM	8617	6786	4309	2714	2171
			(68-102)	Fr	0.021	0.027	0.042	0.067	0.083
				Feed (mm/min)	181	181	181	181	181
≤ 330 Bhn or ≤ 36 HRc		76	RPM	7694	6059	3847	2424	1939	
		(61-91)	Fr	0.021	0.027	0.042	0.067	0.084	
			Feed (mm/min)	162	162	162	162	162	
M STAINLESS STEELS (FREE MACHINING) 303, 416, 420F, 430F 440F	≤ 250 Bhn or ≤ 24 HRc	64	RPM	6463	5089	3231	2036	1629	
		(51-77)	Fr	0.012	0.015	0.024	0.038	0.048	
			Feed (mm/min)	78	78	78	78	78	
	≤ 330 Bhn or ≤ 36 HRc	34	RPM	3385	2666	1693	1066	853	
		(27-40)	Fr	0.007	0.009	0.014	0.023	0.028	
			Feed (mm/min)	24	24	24	24	24	
	M STAINLESS STEELS (DIFFICULT) 304, 316, 321, 13-8 PH, 15-5PH, 17-4 PH, Custom 450	≤ 275 Bhn or ≤ 28 HRc	20	RPM	2000	1575	1000	630	504
			(16-24)	Fr	0.009	0.011	0.018	0.029	0.036
				Feed (mm/min)	18	18	18	18	18
		≤ 375 Bhn or ≤ 40 HRc	17	RPM	1693	1333	846	533	427
			(13-20)	Fr	0.008	0.011	0.017	0.026	0.033
				Feed (mm/min)	14	14	14	14	14

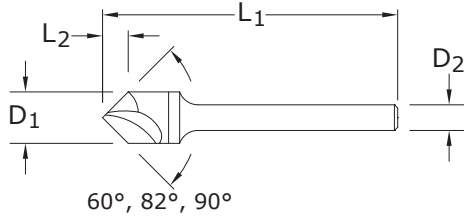
continued on next page

Combined Drill & Countersink

Series 301M Metric	Hardness	Vc (m/min)	Diameter (D ₁) (mm)						
			1	1.6	2.5	4	5		
SUPER ALLOYS (NICKEL, COBALT, IRON BASE) Inconel 601, 617, 625, Incoloy 800, Monel 400, Rene, Waspaloy	≤ 220 Bhn or ≤ 19 HRc	12 (10-15)	RPM	1231	969	616	388	310	
			Fr	0.009	0.011	0.018	0.028	0.035	
			Feed (mm/min)	11	11	11	11	11	
	≤ 320 Bhn or ≤ 34 HRc	8 (6-9)	RPM	769	606	385	242	194	
			Fr	0.008	0.010	0.016	0.025	0.031	
			Feed (mm/min)	6	6	6	6	6	
	≤ 425 Bhn or ≤ 45 HRc	6 (5-7)	RPM	616	485	308	194	155	
			Fr	0.003	0.004	0.006	0.010	0.013	
			Feed (mm/min)	2	2	2	2	2	
	TITANIUM ALLOYS Pure Titanium, Ti6Al4V, Ti6Al2Sn4Zr2Mo, Ti4Al4Mo2Sn0.5Si, Ti-6Al4V	≤ 275 Bhn or ≤ 28 HRc	26 (21-31)	RPM	2616	2060	1308	824	659
				Fr	0.016	0.020	0.032	0.051	0.064
				Feed (mm/min)	42	42	42	42	42
≤ 350 Bhn or ≤ 38 HRc		20 (16-24)	RPM	2000	1575	1000	630	504	
			Fr	0.009	0.011	0.018	0.029	0.036	
			Feed (mm/min)	18	18	18	18	18	
≤ 440 Bhn or ≤ 47 HRc		17 (13-20)	RPM	1693	1333	846	533	427	
			Fr	0.008	0.011	0.017	0.026	0.033	
			Feed (mm/min)	14	14	14	14	14	
ALUMINUM ALLOYS 2017, 2024, 356, 6061, 7075		≤ 80 Bhn or ≤ 47 HRb	165 (132-198)	RPM	16619	13087	8309	5235	4188
				Fr	0.025	0.032	0.050	0.079	0.099
				Feed (mm/min)	415	415	415	415	415
	≤ 150 Bhn or ≤ 7 HRc	139 (111-166)	RPM	14003	11027	7001	4411	3529	
			Fr	0.025	0.032	0.050	0.079	0.099	
			Feed (mm/min)	350	350	350	350	350	
COPPER ALLOYS Alum Bronze, C110, Muntz Brass	≤ 140 Bhn or ≤ 3 HRc	58 (46-69)	RPM	5847	4605	2924	1842	1474	
			Fr	0.012	0.015	0.024	0.038	0.048	
			Feed (mm/min)	70	70	70	70	70	
	≤ 200 Bhn or ≤ 23 HRc	53 (43-64)	RPM	5386	4241	2693	1696	1357	
			Fr	0.012	0.015	0.024	0.038	0.048	
			Feed (mm/min)	65	65	65	65	65	
PLASTICS Polycarbonate, PVC	152 (122-183)	RPM	15388	12118	7694	4847	3878		
		Fr	0.025	0.032	0.050	0.079	0.099		
			Feed (mm/min)	385	385	385	385	385	

Bhn (Brinell) HRc (Rockwell C) HRb (Rockwell B)
 $rpm = (Vc \times 1000) / (D_1 \times 3.14)$
 $mm/min = Fr \times rpm$
 reduce speed and feed 30 percent when using uncoated drills
 reduce speed and feed for materials harder than listed
 refer to the SGS Tool Wizard for complete technical information (www.kyocera-sgstool.com)

Single Flute Countersink



601

FRACTIONAL SERIES

CUTTING DIAMETER D ₁	SHANK DIAMETER D ₂	inch		EDP NO.			STOCK
		OVERALL LENGTH L ₁	FLUTE LENGTH L ₂	UNCOATED 60°	UNCOATED 82°	UNCOATED 90°	
1/8	1/8	1-1/2	.062	—	—	74201	●
1/8	1/8	1-1/2	.072	—	74101	—	●
1/8	1/8	1-1/2	.108	74001	—	—	●
3/16	3/16	2	.094	—	—	74204	●
3/16	3/16	2	.108	—	74104	—	●
3/16	3/16	2	.163	74004	—	—	●
1/4	1/4	2	.125	—	—	74207	●
1/4	1/4	2	.144	—	74107	—	●
1/4	1/4	2	.217	74007	—	—	●
3/8*	1/4	2-13/16	.188	—	—	74210	●
3/8*	1/4	2-13/16	.216	—	74110	—	●
3/8*	1/4	2-13/16	.325	74010	—	—	●
1/2*	1/4	2-7/8	.250	—	—	74213	●
1/2*	1/4	2-7/8	.288	—	74113	—	●
1/2*	1/4	2-7/8	.433	74013	—	—	●
5/8*	3/8	3	.313	—	—	74216	●
5/8*	3/8	3	.360	—	74116	—	●
5/8*	3/8	3	.541	74016	—	—	●
3/4*	1/2	3	.375	—	—	74219	●
3/4*	1/2	3	.431	—	74119	—	●
3/4*	1/2	3	.650	74019	—	—	●
1*	1/2	3-1/4	.500	—	—	74222	●
1*	1/2	3-1/4	.575	—	74122	—	●
1*	1/2	3-1/4	.866	74022	—	—	●

*Steel Shank / Con mango de acero / Avec queue en acier

TOLERANCES (inch)

1/8–1/4 DIAMETER
D₁ = +.0000/–.0005

3/8–1 DIAMETER
D₁ = +.003/–.000

Included Angle
+1°/–1°

- STEELS
- STAINLESS STEELS
- CAST IRON
- HIGH TEMP ALLOYS
- TITANIUM
- HARDENED STEELS
- NON-FERROUS

- U.S. Stock Standard
- NOT STOCKED—
Call for Delivery

For patent information
visit www.kyocera-sgstoool.com/patents

Single Flute Countersink

Series 601 Fractional	Hardness	Vc (sfm)		Diameter (D1) (inch)							
				1/8	3/16	1/4	3/8	1/2	3/4	1	
P CARBON STEELS 1018, 1040, 1080, 1090, 10L50, 1140, 1212, 12L15, 1525, 1536	≤ 175 Bhn or ≤ 7 HRc	125 (100-150)	RPM	3820	2547	1910	1273	955	637	478	
			Fr	0.0005	0.0008	0.0010	0.0016	0.0021	0.0031	0.0042	
			Feed (ipm)	2.0	2.0	2.0	2.0	2.0	2.0	2.0	
	≤ 300 Bhn or ≤ 32 HRc	60 (48-72)	RPM	1834	1222	917	611	458	306	229	
			Fr	0.0005	0.0007	0.0010	0.0015	0.0020	0.0029	0.0039	
			Feed (ipm)	0.9	0.9	0.9	0.9	0.9	0.9	0.9	
	≤ 425 Bhn or ≤ 45 HRc	45 (36-54)	RPM	1375	917	688	458	344	229	172	
			Fz	0.0003	0.0004	0.0006	0.0009	0.0012	0.0017	0.0023	
			Feed (ipm)	0.4	0.4	0.4	0.4	0.4	0.4	0.4	
	≤ 275 Bhn or ≤ 28 HRc	95 (76-114)	RPM	2903	1935	1452	968	726	484	363	
			Fz	0.0004	0.0007	0.0009	0.0013	0.0018	0.0027	0.0036	
			Feed (ipm)	1.3	1.3	1.3	1.3	1.3	1.3	1.3	
≤ 375 Bhn or ≤ 40 HRc	60 (48-72)	RPM	1834	1222	917	611	458	306	229		
		Fr	0.0004	0.0007	0.0009	0.0013	0.0017	0.0026	0.0035		
		Feed (ipm)	0.8	0.8	0.8	0.8	0.8	0.8	0.8		
≤ 450 Bhn or ≤ 48 HRc	35 (28-42)	RPM	1070	713	535	357	267	178	134		
		Fr	0.0003	0.0004	0.0006	0.0008	0.0011	0.0017	0.0022		
		Feed (ipm)	0.3	0.3	0.3	0.3	0.3	0.3	0.3		
H TOOL STEELS A2, D2, H13, L2, M2, P20, S7, T15, W2	≤ 250 Bhn or ≤ 24 HRc	35 (28-42)	RPM	1070	713	535	357	267	178	134	
			Fr	0.0003	0.0004	0.0006	0.0008	0.0011	0.0017	0.0022	
			Feed (ipm)	0.3	0.3	0.3	0.3	0.3	0.3	0.3	
	≤ 375 Bhn or ≤ 40 HRc	25 (20-30)	RPM	764	509	382	255	191	127	96	
			Fr	0.0001	0.0002	0.0003	0.0004	0.0005	0.0008	0.0010	
			Feed (ipm)	0.1	0.1	0.1	0.1	0.1	0.1	0.1	
	≤ 475 Bhn or ≤ 50 HRc	20 (16-24)	RPM	611	407	306	204	153	102	76	
			Fr	0.0002	0.0002	0.0003	0.0005	0.0007	0.0010	0.0013	
			Feed (ipm)	0.1	0.1	0.1	0.1	0.1	0.1	0.1	
	K CAST IRONS Gray, Malleable, Ductile	≤ 220 Bhn or ≤ 19 HRc	105 (84-126)	RPM	3209	2139	1604	1070	802	535	401
				Fr	0.0006	0.0009	0.0012	0.0018	0.0024	0.0036	0.0047
				Feed (ipm)	1.9	1.9	1.9	1.9	1.9	1.9	1.9
≤ 330 Bhn or ≤ 36 HRc		75 (60-90)	RPM	2292	1528	1146	764	573	382	287	
			Fr	0.0006	0.0009	0.0012	0.0018	0.0024	0.0037	0.0049	
			Feed (ipm)	1.4	1.4	1.4	1.4	1.4	1.4	1.4	
M STAINLESS STEELS (FREE MACHINING) 303, 416, 420F, 430F 440F	≤ 250 Bhn or ≤ 24 HRc	53 (42-64)	RPM	1620	1080	810	540	405	270	202	
			Fr	0.0003	0.0005	0.0006	0.0009	0.0012	0.0019	0.0025	
			Feed (ipm)	0.5	0.5	0.5	0.5	0.5	0.5	0.5	
	≤ 330 Bhn or ≤ 36 HRc	46 (37-55)	RPM	1406	937	703	469	351	234	176	
			Fr	0.0002	0.0003	0.0004	0.0006	0.0009	0.0013	0.0017	
			Feed (ipm)	0.3	0.3	0.3	0.3	0.3	0.3	0.3	
≤ 275 Bhn or ≤ 28 HRc	28 (22-34)	RPM	856	570	428	285	214	143	107		
		Fr	0.0004	0.0005	0.0007	0.0011	0.0014	0.0021	0.0028		
		Feed (ipm)	0.3	0.3	0.3	0.3	0.3	0.3	0.3		
≤ 375 Bhn or ≤ 40 HRc	21 (17-25)	RPM	642	428	321	214	160	107	80		
		Fr	0.0002	0.0002	0.0003	0.0005	0.0006	0.0009	0.0012		
		Feed (ipm)	0.1	0.1	0.1	0.1	0.1	0.1	0.1		

continued on next page

Single Flute Countersink

Series 601 Fractional	Hardness	Vc (sfm)	Diameter (D ₁) (inch)								
			1/8	3/16	1/4	3/8	1/2	3/4	1		
S SUPER ALLOYS (NICKEL, COBALT, IRON BASE) Inconel 601, 617, 625, Incoloy 800, Monel 400, Rene, Waspaloy	≤ 220 Bhn or ≤ 19 HRc	18 (14-22)	RPM	550	367	275	183	138	92	69	
			Fr	0.0002	0.0003	0.0004	0.0005	0.0007	0.0011	0.0015	
			Feed (ipm)	0.1	0.1	0.1	0.1	0.1	0.1	0.1	
	≤ 320 Bhn or ≤ 34 HRc	14 (11-17)	RPM	428	285	214	143	107	71	53	
			Fr	0.0002	0.0004	0.0005	0.0007	0.0009	0.0014	0.0019	
			Feed (ipm)	0.1	0.1	0.1	0.1	0.1	0.1	0.1	
	≤ 425 Bhn or ≤ 45 HRc	12 (10-14)	RPM	367	244	183	122	92	61	46	
			Fr	0.0003	0.0004	0.0005	0.0008	0.0011	0.0016	0.0022	
			Feed (ipm)	0.1	0.1	0.1	0.1	0.1	0.1	0.1	
	TITANIUM ALLOYS Pure Titanium, Ti6Al4V, Ti6Al2Sn4Zr2Mo, Ti4Al4Mo2Sn0.5Si, Ti-6Al4V	≤ 275 Bhn or ≤ 28 HRc	36 (29-43)	RPM	1100	733	550	367	275	183	138
				Fr	0.0005	0.0007	0.0009	0.0014	0.0018	0.0027	0.0036
				Feed (ipm)	0.5	0.5	0.5	0.5	0.5	0.5	0.5
≤ 350 Bhn or ≤ 38 HRc		28 (22-34)	RPM	856	570	428	285	214	143	107	
			Fr	0.0004	0.0005	0.0007	0.0011	0.0014	0.0021	0.0028	
			Feed (ipm)	0.3	0.3	0.3	0.3	0.3	0.3	0.3	
≤ 440 Bhn or ≤ 47 HRc		21 (17-25)	RPM	642	428	321	214	160	107	80	
			Fr	0.0002	0.0002	0.0003	0.0005	0.0006	0.0009	0.0012	
			Feed (ipm)	0.1	0.1	0.1	0.1	0.1	0.1	0.1	
N ALUMINUM ALLOYS 2017, 2024, 356, 6061, 7075		≤ 80 Bhn or ≤ 47 HRb	225 (180-270)	RPM	6876	4584	3438	2292	1719	1146	860
				Fr	0.0008	0.0011	0.0015	0.0023	0.0030	0.0045	0.0061
				Feed (ipm)	5.2	5.2	5.2	5.2	5.2	5.2	5.2
	≤ 150 Bhn or ≤ 7 HRc	190 (152-228)	RPM	5806	3871	2903	1935	1452	968	726	
			Fr	0.0008	0.0011	0.0015	0.0023	0.0030	0.0045	0.0061	
			Feed (ipm)	4.4	4.4	4.4	4.4	4.4	4.4	4.4	
	COPPER ALLOYS Alum Bronze, C110, Muntz Brass	≤ 140 Bhn or ≤ 3 HRc	95 (76-114)	RPM	2903	1935	1452	968	726	484	363
				Fr	0.0004	0.0006	0.0008	0.0011	0.0015	0.0023	0.0030
				Feed (ipm)	1.1	1.1	1.1	1.1	1.1	1.1	1.1
		≤ 200 Bhn or ≤ 23 HRc	80 (64-96)	RPM	2445	1630	1222	815	611	407	306
				Fr	0.0004	0.0006	0.0008	0.0012	0.0016	0.0025	0.0033
				Feed (ipm)	1.0	1.0	1.0	1.0	1.0	1.0	1.0

Bhn (Brinell) HRc (Rockwell C) HRb (Rockwell B)

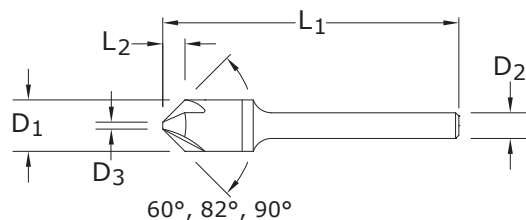
$rpm = Vc \times 3.82 / D_1$

$ipm = Fr \times rpm$

reduce speed and feed for materials harder than listed

refer to the SGS Tool Wizard for complete technical information (www.kyocera-sgstool.com)

3 Flute Countersink



603
FRACTIONAL SERIES

TOLERANCES (inch)

1/8–1/4 DIAMETER

D₁ = +.0000/-.0005

3/8–1 DIAMETER

D₁ = +.003/-.000

Included Angle

+1°/-1°

- STEELS
- STAINLESS STEELS
- CAST IRON
- HIGH TEMP ALLOYS
- TITANIUM
- HARDENED STEELS
- NON-FERROUS

- U.S. Stock Standard
- NOT STOCKED—
Call for Delivery

For patent information
visit www.kyocera-sgstool.com/patents

inch				EDP NO.			STOCK
CUTTING DIAMETER D ₁	SHANK DIAMETER D ₂	OVERALL LENGTH L ₁	TIP DIAMETER D ₃	UNCOATED 60°	UNCOATED 82°	UNCOATED 90°	
1/8	1/8	1-1/2	.040	—	—	74225	●
1/8	1/8	1-1/2	.040	—	74125	—	●
1/8	1/8	1-1/2	.035	74025	—	—	●
3/16	3/16	2	.060	—	—	74228	●
3/16	3/16	2	.060	—	74128	—	●
3/16	3/16	2	.045	74028	—	—	●
1/4	1/4	2	.100	—	—	74231	●
1/4	1/4	2	.100	—	74131	—	●
1/4	1/4	2	.070	74031	—	—	●
3/8*	1/4	2-13/16	.108	—	—	74234	●
3/8*	1/4	2-13/16	.108	—	74134	—	●
3/8*	1/4	2-13/16	.100	74034	—	—	●
1/2*	1/4	2-7/8	.122	—	—	74237	●
1/2*	1/4	2-7/8	.122	—	74137	—	●
1/2*	1/4	2-7/8	.113	74037	—	—	●
5/8*	3/8	3	.138	—	—	74240	●
5/8*	3/8	3	.138	—	74140	—	●
5/8*	3/8	3	.128	74040	—	—	●
3/4*	1/2	3	.153	—	—	74243	●
5/8*	3/8	3	.153	—	74143	—	●
5/8*	3/8	3	.153	74043	—	—	●
1*	1/2	3-1/4	.168	—	—	74246	●
1*	1/2	3-1/4	.168	—	74146	—	●
1*	1/2	3-1/4	.158	74046	—	—	●

*Steel Shank / Con mango de acero / Avec queue en acier
NOTE: D₃ dimension varies based on angle. Contact KSPT representative or consult Tool Wizard for dimension information.

3 Flute Countersink

Series 603 Fractional	Hardness	Vc (sfm)	Diameter (D ₁) (inch)								
			1/8	3/16	1/4	3/8	1/2	3/4	1		
P	CARBON STEELS 1018, 1040, 1080, 1090, 10L50, 1140, 1212, 12L15, 1525, 1536	≤ 175 Bhn or ≤ 7 HRc	125	RPM	3820	2547	1910	1273	955	637	478
			(100-150)	Fr	0.0008	0.0012	0.0016	0.0024	0.0031	0.0047	0.0063
				Feed (ipm)	3.0	3.0	3.0	3.0	3.0	3.0	3.0
		≤ 300 Bhn or ≤ 32 HRc	60	RPM	1834	1222	917	611	458	306	229
			(48-72)	Fr	0.0007	0.0011	0.0014	0.0021	0.0028	0.0043	0.0057
				Feed (ipm)	1.3	1.3	1.3	1.3	1.3	1.3	1.3
	≤ 425 Bhn or ≤ 45 HRc	45 (36-54)	RPM	1375	917	688	458	344	229	172	
			Fz	0.0004	0.0007	0.0009	0.0013	0.0017	0.0026	0.0035	
			Feed (ipm)	0.6	0.6	0.6	0.6	0.6	0.6	0.6	
	ALLOY STEELS 4140, 4150, 4320, 5120, 5150, 8630, 86L20, 50100	≤ 275 Bhn or ≤ 28 HRc	95 (76-114)	RPM	2903	1935	1452	968	726	484	363
				Fz	0.0007	0.0010	0.0014	0.0021	0.0028	0.0041	0.0055
				Feed (ipm)	2.0	2.0	2.0	2.0	2.0	2.0	2.0
≤ 375 Bhn or ≤ 40 HRc		60 (48-72)	RPM	1834	1222	917	611	458	306	229	
			Fr	0.0007	0.0010	0.0013	0.0020	0.0026	0.0039	0.0052	
			Feed (ipm)	1.2	1.2	1.2	1.2	1.2	1.2	1.2	
≤ 450 Bhn or ≤ 48 HRc	35 (28-42)	RPM	1070	713	535	357	267	178	134		
		Fr	0.0004	0.0006	0.0007	0.0011	0.0015	0.0022	0.0030		
		Feed (ipm)	0.4	0.4	0.4	0.4	0.4	0.4	0.4		
H	TOOL STEELS A2, D2, H13, L2, M2, P20, S7, T15, W2	≤ 250 Bhn or ≤ 24 HRc	35 (28-42)	RPM	1070	713	535	357	267	178	134
				Fr	0.0004	0.0006	0.0007	0.0011	0.0015	0.0022	0.0030
				Feed (ipm)	0.4	0.4	0.4	0.4	0.4	0.4	0.4
		≤ 375 Bhn or ≤ 40 HRc	25 (20-30)	RPM	764	509	382	255	191	127	96
				Fr	0.0003	0.0004	0.0005	0.0008	0.0010	0.0016	0.0021
				Feed (ipm)	0.2	0.2	0.2	0.2	0.2	0.2	0.2
≤ 475 Bhn or ≤ 50 HRc	20 (16-24)	RPM	611	407	306	204	153	102	76		
		Fr	0.0002	0.0002	0.0003	0.0005	0.0007	0.0010	0.0013		
		Feed (ipm)	0.1	0.1	0.1	0.1	0.1	0.1	0.1		
K	CAST IRONS Gray, Malleable, Ductile	≤ 220 Bhn or ≤ 19 HRc	105 (84-126)	RPM	3209	2139	1604	1070	802	535	401
				Fr	0.0009	0.0014	0.0018	0.0027	0.0036	0.0054	0.0072
				Feed (ipm)	2.9	2.9	2.9	2.9	2.9	2.9	2.9
		≤ 330 Bhn or ≤ 36 HRc	75 (60-90)	RPM	2292	1528	1146	764	573	382	287
				Fr	0.0009	0.0014	0.0018	0.0027	0.0037	0.0055	0.0073
				Feed (ipm)	2.1	2.1	2.1	2.1	2.1	2.1	2.1
M	STAINLESS STEELS (FREE MACHINING) 303, 416, 420F, 430F 440F	≤ 250 Bhn or ≤ 24 HRc	53 (42-64)	RPM	1620	1080	810	540	405	270	202
				Fr	0.0004	0.0006	0.0009	0.0013	0.0017	0.0026	0.0035
				Feed (ipm)	0.7	0.7	0.7	0.7	0.7	0.7	0.7
		≤ 330 Bhn or ≤ 36 HRc	46 (37-55)	RPM	1406	937	703	469	351	234	176
				Fr	0.0004	0.0005	0.0007	0.0011	0.0014	0.0021	0.0028
				Feed (ipm)	0.5	0.5	0.5	0.5	0.5	0.5	0.5
≤ 275 Bhn or ≤ 28 HRc	28 (22-34)	RPM	856	570	428	285	214	143	107		
		Fr	0.0005	0.0007	0.0009	0.0014	0.0019	0.0028	0.0037		
		Feed (ipm)	0.4	0.4	0.4	0.4	0.4	0.4	0.4		
≤ 375 Bhn or ≤ 40 HRc	21 (17-25)	RPM	642	428	321	214	160	107	80		
		Fr	0.0002	0.0002	0.0003	0.0005	0.0006	0.0009	0.0012		
		Feed (ipm)	0.1	0.1	0.1	0.1	0.1	0.1	0.1		

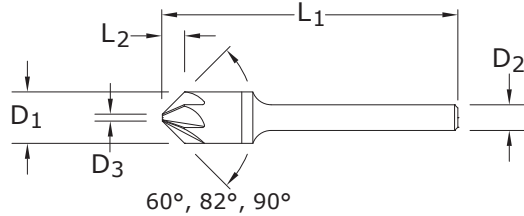
continued on next page

3 Flute Countersink

Series 603 Fractional	Hardness	Vc (sfm)	Diameter (D ₁) (inch)								
			1/8	3/16	1/4	3/8	1/2	3/4	1		
S SUPER ALLOYS (NICKEL, COBALT, IRON BASE) Inconel 601, 617, 625, Incoloy 800, Monel 400, Rene, Waspaloy	≤ 220 Bhn or ≤ 19 HRc	18 (14-22)	RPM	550	367	275	183	138	92	69	
			Fr	0.0004	0.0005	0.0007	0.0011	0.0015	0.0022	0.0029	
			Feed (ipm)	0.2	0.2	0.2	0.2	0.2	0.2	0.2	
	≤ 320 Bhn or ≤ 34 HRc	14 (11-17)	RPM	428	285	214	143	107	71	53	
			Fr	0.0002	0.0004	0.0005	0.0007	0.0009	0.0014	0.0019	
			Feed (ipm)	0.1	0.1	0.1	0.1	0.1	0.1	0.1	
	≤ 425 Bhn or ≤ 45 HRc	12 (10-14)	RPM	367	244	183	122	92	61	46	
			Fr	0.0003	0.0004	0.0005	0.0008	0.0011	0.0016	0.0022	
			Feed (ipm)	0.1	0.1	0.1	0.1	0.1	0.1	0.1	
	TITANIUM ALLOYS Pure Titanium, Ti6Al4V, Ti6Al2Sn4Zr2Mo, Ti4Al4Mo2Sn0.5Si, Ti-6Al4V	≤ 275 Bhn or ≤ 28 HRc	36 (29-43)	RPM	1100	733	550	367	275	183	138
				Fr	0.0007	0.0011	0.0015	0.0022	0.0029	0.0044	0.0058
				Feed (ipm)	0.8	0.8	0.8	0.8	0.8	0.8	0.8
≤ 350 Bhn or ≤ 38 HRc		28 (22-34)	RPM	856	570	428	285	214	143	107	
			Fr	0.0006	0.0009	0.0012	0.0018	0.0023	0.0035	0.0047	
			Feed (ipm)	0.5	0.5	0.5	0.5	0.5	0.5	0.5	
≤ 440 Bhn or ≤ 47 HRc		21 (17-25)	RPM	642	428	321	214	160	107	80	
			Fr	0.0002	0.0002	0.0003	0.0005	0.0006	0.0009	0.0012	
			Feed (ipm)	0.1	0.1	0.1	0.1	0.1	0.1	0.1	
N ALUMINUM ALLOYS 2017, 2024, 356, 6061, 7075	≤ 80 Bhn or ≤ 47 HRb	225 (180-270)	RPM	6876	4584	3438	2292	1719	1146	860	
			Fr	0.0011	0.0017	0.0023	0.0034	0.0045	0.0068	0.0091	
			Feed (ipm)	7.8	7.8	7.8	7.8	7.8	7.8	7.8	
	≤ 150 Bhn or ≤ 7 HRc	190 (152-228)	RPM	5806	3871	2903	1935	1452	968	726	
			Fr	0.0011	0.0017	0.0022	0.0034	0.0045	0.0067	0.0090	
			Feed (ipm)	6.5	6.5	6.5	6.5	6.5	6.5	6.5	
	≤ 140 Bhn or ≤ 3 HRc	95 (76-114)	RPM	2903	1935	1452	968	726	484	363	
			Fr	0.0006	0.0009	0.0012	0.0018	0.0023	0.0035	0.0047	
			Feed (ipm)	1.7	1.7	1.7	1.7	1.7	1.7	1.7	
≤ 200 Bhn or ≤ 23 HRc	80 (64-96)	RPM	2445	1630	1222	815	611	407	306		
		Fr	0.0006	0.0009	0.0011	0.0017	0.0023	0.0034	0.0046		
		Feed (ipm)	1.4	1.4	1.4	1.4	1.4	1.4	1.4		

Bhn (Brinell) HRc (Rockwell C) HRb (Rockwell B)
 rpm = Vc x 3.82 / D₁
 ipm = Fr x rpm
 reduce speed and feed for materials harder than listed
 refer to the SGS Tool Wizard for complete technical information (www.kyocera-sgstoool.com)

6 Flute Countersink



606

FRACTIONAL SERIES

CUTTING DIAMETER D ₁	SHANK DIAMETER D ₂	inch		EDP NO.			STOCK
		OVERALL LENGTH L ₁	TIP DIAMETER D ₃	UNCOATED 60°	UNCOATED 82°	UNCOATED 90°	
1/8	1/8	1-1/2	.035	—	—	74249	●
1/8	1/8	1-1/2	.035	—	74149	—	●
1/8	1/8	1-1/2	.035	74049	—	—	●
3/16	3/16	2	.045	—	—	74252	●
3/16	3/16	2	.045	—	74152	—	●
3/16	3/16	2	.045	74052	—	—	●
1/4	1/4	2	.070	—	—	74255	●
1/4	1/4	2	.070	—	74155	—	●
1/4	1/4	2	.070	74055	—	—	●
3/8*	1/4	2-13/16	.100	—	—	74258	●
3/8*	1/4	2-13/16	.100	—	74158	—	●
3/8*	1/4	2-13/16	.100	74058	—	—	●
1/2*	1/4	2-7/8	.160	—	—	74261	●
1/2*	1/4	2-7/8	.160	—	74161	—	●
1/2*	1/4	2-7/8	.160	74061	—	—	●
5/8*	3/8	3	.190	—	—	74264	●
5/8*	3/8	3	.190	—	74164	—	●
5/8*	3/8	3	.190	74064	—	—	●
3/4*	1/2	3	.220	—	—	74267	●
3/4*	1/2	3	.220	—	74167	—	●
3/4*	1/2	3	.220	74067	—	—	●
1*	1/2	3-1/4	.260	—	—	74270	●
1*	1/2	3-1/4	.260	—	74170	—	●
1*	1/2	3-1/4	.260	74070	—	—	●

*Steel Shank / Con mango de acero / Avec queue en acier

NOTE: D₃ dimension varies based on angle. Contact KSPT representative or consult Tool Wizard for dimension information.

TOLERANCES (inch)

1/8–1/4 DIAMETER

D₁ = +.0000/–.0005

3/8–1 DIAMETER

D₁ = +.003/–.000

Included Angle

+1°/–1°

- STEELS
- STAINLESS STEELS
- CAST IRON
- HIGH TEMP ALLOYS
- TITANIUM
- NON-FERROUS
- HARDENED STEELS

- U.S. Stock Standard
- NOT STOCKED—
Call for Delivery

For patent information visit www.kyocera-sgstool.com/patents

6 Flute Countersink

Series 606 Fractional	Hardness	Vc (sfm)	Diameter (D ₁) (inch)								
			1/8	3/16	1/4	3/8	1/2	3/4	1		
P CARBON STEELS 1018, 1040, 1080, 1090, 10L50, 1140, 1212, 12L15, 1525, 1536	≤ 175 Bhn or ≤ 7 HRc	125	RPM	3820	2547	1910	1273	955	637	478	
		(100-150)	Fr	0.0010	0.0016	0.0021	0.0031	0.0042	0.0063	0.0084	
			Feed (ipm)	4.0	4.0	4.0	4.0	4.0	4.0	4.0	
	≤ 300 Bhn or ≤ 32 HRc	60	RPM	1834	1222	917	611	458	306	229	
		(48-72)	Fr	0.0010	0.0015	0.0020	0.0029	0.0039	0.0059	0.0079	
			Feed (ipm)	1.8	1.8	1.8	1.8	1.8	1.8	1.8	
	≤ 425 Bhn or ≤ 45 HRc	45	RPM	1375	917	688	458	344	229	172	
		(36-54)	Fz	0.0006	0.0009	0.0012	0.0017	0.0023	0.0035	0.0047	
			Feed (ipm)	0.8	0.8	0.8	0.8	0.8	0.8	0.8	
	H ALLOY STEELS 4140, 4150, 4320, 5120, 5150, 8630, 86L20, 50100	≤ 275 Bhn or ≤ 28 HRc	95	RPM	2903	1935	1452	968	726	484	363
			(76-114)	Fz	0.0009	0.0013	0.0018	0.0027	0.0036	0.0054	0.0072
				Feed (ipm)	2.6	2.6	2.6	2.6	2.6	2.6	2.6
≤ 375 Bhn or ≤ 40 HRc		60	RPM	1834	1222	917	611	458	306	229	
		(48-72)	Fr	0.0009	0.0014	0.0019	0.0028	0.0037	0.0056	0.0074	
			Feed (ipm)	1.7	1.7	1.7	1.7	1.7	1.7	1.7	
≤ 450 Bhn or ≤ 48 HRc		35	RPM	1070	713	535	357	267	178	134	
		(28-42)	Fr	0.0006	0.0008	0.0011	0.0017	0.0022	0.0034	0.0045	
			Feed (ipm)	0.6	0.6	0.6	0.6	0.6	0.6	0.6	
K TOOL STEELS A2, D2, H13, L2, M2, P20, S7, T15, W2		≤ 250 Bhn or ≤ 24 HRc	35	RPM	1070	713	535	357	267	178	134
			(28-42)	Fr	0.0006	0.0008	0.0011	0.0017	0.0022	0.0034	0.0045
				Feed (ipm)	0.6	0.6	0.6	0.6	0.6	0.6	0.6
	≤ 375 Bhn or ≤ 40 HRc	25	RPM	764	509	382	255	191	127	96	
		(20-30)	Fr	0.0003	0.0004	0.0005	0.0008	0.0010	0.0016	0.0021	
			Feed (ipm)	0.2	0.2	0.2	0.2	0.2	0.2	0.2	
	≤ 475 Bhn or ≤ 50 HRc	20	RPM	611	407	306	204	153	102	76	
		(16-24)	Fr	0.0003	0.0005	0.0007	0.0010	0.0013	0.0020	0.0026	
			Feed (ipm)	0.2	0.2	0.2	0.2	0.2	0.2	0.2	
	K CAST IRONS Gray, Malleable, Ductile	≤ 220 Bhn or ≤ 19 HRc	105	RPM	3209	2139	1604	1070	802	535	401
			(84-126)	Fr	0.0012	0.0018	0.0024	0.0036	0.0049	0.0073	0.0097
				Feed (ipm)	3.9	3.9	3.9	3.9	3.9	3.9	3.9
≤ 330 Bhn or ≤ 36 HRc		75	RPM	2292	1528	1146	764	573	382	287	
		(60-90)	Fr	0.0012	0.0018	0.0024	0.0037	0.0049	0.0073	0.0098	
			Feed (ipm)	2.8	2.8	2.8	2.8	2.8	2.8	2.8	

continued on next page

6 Flute Countersink

Series 606 Fractional	Hardness	Vc (sfm)	Diameter (D ₁) (inch)								
			1/8	3/16	1/4	3/8	1/2	3/4	1		
M STAINLESS STEELS (FREE MACHINING) 304, 416, 420F, 430F 440F	≤ 250 Bhn or ≤ 24 HRc	53	RPM	1620	1080	810	540	405	270	202	
		(42-64)	Fr	0.0006	0.0009	0.0012	0.0019	0.0025	0.0037	0.0049	
			Feed (ipm)	1.0	1.0	1.0	1.0	1.0	1.0	1.0	
	≤ 330 Bhn or ≤ 36 HRc	46	RPM	1406	937	703	469	351	234	176	
		(37-55)	Fr	0.0005	0.0007	0.0010	0.0015	0.0020	0.0030	0.0040	
			Feed (ipm)	0.7	0.7	0.7	0.7	0.7	0.7	0.7	
	S STAINLESS STEELS (DIFFICULT) 304, 316, 321, 13-8 PH, 15-5PH, 17-4 PH, Custom 450	≤ 275 Bhn or ≤ 28 HRc	28	RPM	856	570	428	285	214	143	107
			(22-34)	Fr	0.0007	0.0011	0.0014	0.0021	0.0028	0.0042	0.0056
				Feed (IPM)	0.6	0.6	0.6	0.6	0.6	0.6	0.6
		≤ 375 Bhn or ≤ 40 HRc	21	RPM	642	428	321	214	160	107	80
			(17-25)	Fr	0.0003	0.0005	0.0006	0.0009	0.0012	0.0019	0.0025
				Feed (IPM)	0.2	0.2	0.2	0.2	0.2	0.2	0.2
S SUPER ALLOYS (NICKEL, COBALT, IRON BASE) Inconel 601, 617, 625, Incoloy 800, Monel 400, Rene, Waspaloy		≤ 220 Bhn or ≤ 19 HRc	18	RPM	550	367	275	183	138	92	69
			(14-22)	Fr	0.0005	0.0008	0.0011	0.0016	0.0022	0.0033	0.0044
				Feed (ipm)	0.3	0.3	0.3	0.3	0.3	0.3	0.3
		≤ 320 Bhn or ≤ 34 HRc	14	RPM	428	285	214	143	107	71	53
			(11-17)	Fr	0.0005	0.0007	0.0009	0.0014	0.0019	0.0028	0.0037
				Feed (ipm)	0.2	0.2	0.2	0.2	0.2	0.2	0.2
	≤ 425 Bhn or ≤ 45 HRc	12	RPM	367	244	183	122	92	61	46	
		(10-14)	Fr	0.0003	0.0004	0.0005	0.0008	0.0011	0.0016	0.0022	
			Feed (ipm)	0.1	0.1	0.1	0.1	0.1	0.1	0.1	
	S TITANIUM ALLOYS Pure Titanium, Ti6Al4V, Ti6Al2Sn4Zr2Mo, Ti4Al4Mo2Sn0.5Si, Ti-6Al4V	≤ 275 Bhn or ≤ 28 HRc	36	RPM	1100	733	550	367	275	183	138
			(29-43)	Fr	0.0009	0.0014	0.0018	0.0027	0.0036	0.0055	0.0073
				Feed (ipm)	1.0	1.0	1.0	1.0	1.0	1.0	1.0
≤ 350 Bhn or ≤ 38 HRc		28	RPM	856	570	428	285	214	143	107	
		(22-34)	Fr	0.0007	0.0011	0.0014	0.0021	0.0028	0.0042	0.0056	
			Feed (ipm)	0.6	0.6	0.6	0.6	0.6	0.6	0.6	
≤ 440 Bhn or ≤ 47 HRc		21	RPM	642	428	321	214	160	107	80	
		(17-25)	Fr	0.0003	0.0005	0.0006	0.0009	0.0012	0.0019	0.0025	
			Feed (ipm)	0.2	0.2	0.2	0.2	0.2	0.2	0.2	

continued on next page

6 Flute Countersink

Series 606 Fractional	Hardness	Vc (sfm)		Diameter (D ₁) (inch)							
				1/8	3/16	1/4	3/8	1/2	3/4	1	
N	ALUMINUM ALLOYS 2017, 2024, 356, 6061, 7075	225 (180-270)	≤ 80 Bhn or ≤ 47 HRb	RPM	6876	4584	3438	2292	1719	1146	860
				Fr	0.0015	0.0022	0.0030	0.0045	0.0060	0.0090	0.0120
				Feed (ipm)	10.3	10.3	10.3	10.3	10.3	10.3	10.3
		190 (152-228)	≤ 150 Bhn or ≤ 7 HRc	RPM	5806	3871	2903	1935	1452	968	726
				Fr	0.0015	0.0022	0.0030	0.0045	0.0060	0.0090	0.0120
				Feed (ipm)	8.7	8.7	8.7	8.7	8.7	8.7	8.7
	COPPER ALLOYS Alum Bronze, C110, Muntz Brass	95 (76-114)	≤ 140 Bhn or ≤ 3 HRc	RPM	2903	1935	1452	968	726	484	363
				Fr	0.0008	0.0011	0.0015	0.0023	0.0030	0.0045	0.0061
				Feed (ipm)	2.2	2.2	2.2	2.2	2.2	2.2	2.2
		80 (64-96)	≤ 200 Bhn or ≤ 23 HRc	RPM	2445	1630	1222	815	611	407	306
				Fr	0.0008	0.0012	0.0016	0.0023	0.0031	0.0047	0.0062
				Feed (ipm)	1.9	1.9	1.9	1.9	1.9	1.9	1.9

Bhn (Brinell) HRc (Rockwell C) HRb (Rockwell B)
 $rpm = Vc \times 3.82 / D_1$
 $ipm = Fr \times rpm$
 reduce speed and feed for materials harder than listed
 refer to the SGS Tool Wizard for complete technical information (www.kyocera-sgstool.com)

Straight Flute Accu-Reamer

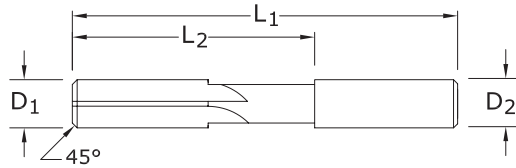


5xD



200

FRACTIONAL SERIES



inch					EDP NO.	STOCK
CUTTING DIAMETER D ₁	SHANK DIAMETER D ₂	MAXIMUM REAM LENGTH L ₂	OVERALL LENGTH L ₁	NO. OF FLUTES	UNCOATED	
3/64	3/64	3/4	1-1/2	4	70003	●
1/16	1/16	3/4	1-1/2	4	70004	●
5/64	5/64	1	2	4	70005	●
3/32	3/32	1-1/4	2-1/4	4	70006	●
7/64	7/64	1-1/4	2-1/4	4	70007	●
1/8	1/8	1-1/4	2-1/4	4	70008	●
9/64	9/64	1-1/2	2-1/2	4	70009	●
5/32	5/32	1-1/2	2-1/2	4	70010	●
11/64	11/64	1-3/4	2-3/4	4	70011	●
3/16	3/16	1-3/4	2-3/4	4	70012	●
13/64	13/64	2	3	4	70013	●
7/32	7/32	2	3	4	70014	●
15/64	15/64	2	3	4	70015	●
1/4	1/4	2	3	4	70016	●
17/64	17/64	2-1/4	3-1/4	6	70017	●
9/32	9/32	2-1/4	3-1/4	6	70018	●
19/64	19/64	2-1/4	3-1/4	6	70019	●
5/16	5/16	2-1/4	3-1/4	6	70020	●
21/64	21/64	2-3/8	3-1/2	6	70021	●
11/32	11/32	2-3/8	3-1/2	6	70022	●
23/64	23/64	2-3/8	3-1/2	6	70023	●
3/8	3/8	2-3/8	3-1/2	6	70024	●
25/64	25/64	2-7/8	4	6	70025	●
13/32	13/32	2-7/8	4	6	70026	●
27/64	27/64	2-7/8	4	6	70027	●
7/16	7/16	2-7/8	4	6	70028	●
29/64	29/64	2-7/8	4	6	70029	●
15/32	15/32	2-7/8	4	6	70030	●
31/64	31/64	2-7/8	4	6	70031	●
1/2	1/2	2-7/8	4	6	70032	●

TOLERANCES (inch)

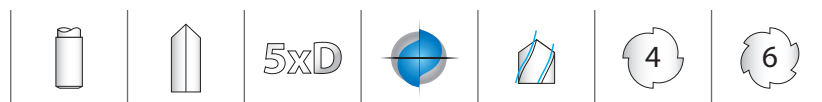
D₁ = +.0002/-0.0000
D₂ = +.0002/-0.0000

- STEELS
- STAINLESS STEELS
- CAST IRON
- HIGH TEMP ALLOYS
- TITANIUM
- NON-FERROUS
- HARDENED STEELS

● U.S. Stock Standard
■ NOT STOCKED—
Call for Delivery

For patent information
visit www.kyocera-sgstool.com/patents

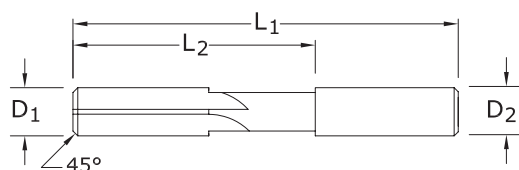
Straight Flute Accu-Reamer



TOLERANCES (inch)

D₁ = +.0002/-0.0000

D₂ = +.0002/-0.0000



200
FRACTIONAL SERIES

inch				NO. OF FLUTES
CUTTING DIAMETER D ₁	SHANK DIAMETER D ₂	MAXIMUM REAM LENGTH L ₂	OVERALL LENGTH L ₁	
.0470 – .0625	1/16	3/4	1-1/2	4
.0626 – .0781	5/64	1	2	4
.0782 – .0938	3/32	1-1/4	2-1/4	4
.0939 – .1094	7/64	1-1/4	2-1/4	4
.1095 – .1250	1/8	1-1/4	2-1/4	4
.1251 – .1406	9/64	1-1/2	2-1/2	4
.1407 – .1563	5/32	1-1/2	2-1/2	4
.1564 – .1719	11/64	1-3/4	2-3/4	4
.1720 – .1875	3/16	1-3/4	2-3/4	4
.1876 – .2031	13/64	2	3	4
.2032 – .2188	7/32	2	3	4
.2189 – .2344	15/64	2	3	4
.2345 – .2500	1/4	2	3	4
.2501 – .2656	17/64	2-1/4	3-1/4	6
.2657 – .2813	9/32	2-1/4	3-1/4	6
.2814 – .2969	19/64	2-1/4	3-1/4	6
.2970 – .3125	5/16	2-1/4	3-1/4	6
.3126 – .3281	21/64	2-3/8	3-1/2	6
.3282 – .3438	11/32	2-3/8	3-1/2	6
.3439 – .3594	23/64	2-3/8	3-1/2	6
.3595 – .3750	3/8	2-3/8	3-1/2	6
.3751 – .3906	25/64	2-7/8	4	6
.3907 – .4063	13/32	2-7/8	4	6
.4064 – .4219	27/64	2-7/8	4	6
.4220 – .4375	7/16	2-7/8	4	6
.4376 – .4531	29/64	2-7/8	4	6
.4532 – .4688	15/32	2-7/8	4	6
.4689 – .4844	31/64	2-7/8	4	6
.4845 – .5000	1/2	2-7/8	4	6

SER 200 Fractional reamers can be ordered to specific diameters according to the size range of Cutting Diameter D₁. Please order as:

- 200. Then the size of the cut diameter in fractional format.
 - i.e. 200.0492
 - Description: Series 200 size 0.0492
 - For Metric sizes convert to fractional inches (i.e. ÷ 25.4)
 - The above sample would be a 1.25mm size (1.25 ÷ 25.4 = 0.0492")
- All other dimensions are fractional as per table including the Shank

Straight Flute Accu-Reamer

Series 200 Fractional	Hardness	Vc (sfm)	Diameter (D ₁) (inch)								
			1/16	1/8	3/16	1/4	5/16	3/8	1/2		
P CARBON STEELS 1018, 1040, 1080, 1090, 10L50, 1140, 1212, 12L15, 1525, 1536	≤ 175 Bhn or ≤ 7 HRc	150 (120-180)	RPM	9168	4584	3056	2292	1834	1528	1146	
			Fr	0.0018	0.0035	0.0053	0.0071	0.0088	0.0106	0.0141	
			Feed (ipm)	16.5	16.0	16.2	16.3	16.1	16.2	16.2	
	≤ 300 Bhn or ≤ 32 HRc	75 (60-90)	RPM	4584	2292	1528	1146	917	764	573	
			Fr	0.0016	0.0031	0.0047	0.0062	0.0078	0.0093	0.0124	
			Feed (ipm)	7.3	7.1	7.2	7.1	7.2	7.1	7.1	
	≤ 425 Bhn or ≤ 45 HRc	55 (44-66)	RPM	3362	1681	1121	840	672	560	420	
			Fz	0.0009	0.0019	0.0028	0.0037	0.0046	0.0056	0.0074	
			Feed (ipm)	3.0	3.2	3.1	3.1	3.1	3.1	3.1	
	ALLOY STEELS 4140, 4150, 4320, 5120, 5150, 8630, 86L20, 50100	≤ 275 Bhn or ≤ 28 HRc	115 (92-138)	RPM	7029	3514	2343	1757	1406	1171	879
				Fz	0.0015	0.0030	0.0045	0.0060	0.0075	0.0090	0.0120
				Feed (ipm)	10.5	10.5	10.5	10.5	10.5	10.5	10.5
		≤ 375 Bhn or ≤ 40 HRc	70 (56-84)	RPM	4278	2139	1426	1070	856	713	535
				Fr	0.0015	0.0030	0.0045	0.0060	0.0075	0.0090	0.0120
				Feed (ipm)	6.4	6.4	6.4	6.4	6.4	6.4	6.4
≤ 450 Bhn or ≤ 48 HRc	45 (36-54)	RPM	2750	1375	917	688	550	458	344		
		Fr	0.0009	0.0019	0.0028	0.0037	0.0046	0.0056	0.0074		
		Feed (ipm)	2.5	2.6	2.6	2.5	2.5	2.6	2.5		
H TOOL STEELS A2, D2, H13, L2, M2, P20, S7, T15, W2	≤ 250 Bhn or ≤ 24 HRc	40 (32-48)	RPM	2445	1222	815	611	489	407	306	
			Fr	0.0010	0.0020	0.0029	0.0039	0.0049	0.0059	0.0078	
			Feed (ipm)	2.4	2.4	2.4	2.4	2.4	2.4	2.4	
	≤ 375 Bhn or ≤ 40 HRc	25 (20-30)	RPM	1528	764	509	382	306	255	191	
			Fr	0.0006	0.0013	0.0019	0.0025	0.0031	0.0038	0.0050	
			Feed (ipm)	0.9	1.0	1.0	1.0	0.9	1.0	1.0	
	≤ 475 Bhn or ≤ 50 HRc	20 (16-24)	RPM	1222	611	407	306	244	204	153	
			Fr	0.0004	0.0008	0.0012	0.0016	0.0019	0.0023	0.0031	
			Feed (ipm)	0.5	0.5	0.5	0.5	0.5	0.5	0.5	
	≤ 655 Bhn or ≤ 60 HRc	14 (11-17)	RPM	856	428	285	214	171	143	107	
			Fr	0.0003	0.0007	0.0011	0.0014	0.0018	0.0021	0.0028	
			Feed (ipm)	0.3	0.3	0.3	0.3	0.3	0.3	0.3	
K CAST IRONS Gray, Malleable, Ductile	≤ 220 Bhn or ≤ 19 HRc	125 (100-150)	RPM	7640	3820	2547	1910	1528	1273	955	
			Fr	0.0020	0.0040	0.0060	0.0081	0.0101	0.0121	0.0161	
			Feed (ipm)	15.3	15.3	15.3	15.5	15.4	15.4	15.4	
	≤ 330 Bhn or ≤ 36 HRc	95 (76-114)	RPM	5806	2903	1935	1452	1161	968	726	
			Fr	0.0020	0.0040	0.0060	0.0081	0.0101	0.0121	0.0161	
			Feed (ipm)	11.6	11.6	11.6	11.8	11.7	11.7	11.7	
M STAINLESS STEELS (FREE MACHINING) 303, 416, 420F, 430F 440F	≤ 250 Bhn or ≤ 24 HRc	75 (60-90)	RPM	4584	2292	1528	1146	917	764	573	
			Fr	0.0010	0.0020	0.0029	0.0039	0.0049	0.0059	0.0078	
			Feed (ipm)	4.6	4.6	4.4	4.5	4.5	4.5	4.5	
	≤ 330 Bhn or ≤ 36 HRc	55 (44-66)	RPM	3362	1681	1121	840	672	560	420	
			Fr	0.0008	0.0015	0.0023	0.0030	0.0038	0.0045	0.0060	
			Feed (ipm)	2.7	2.5	2.6	2.5	2.6	2.5	2.5	
	STAINLESS STEELS (DIFFICULT) 304, 316, 321, 13-8 PH, 15-5PH, 17-4 PH, Custom 450	≤ 275 Bhn or ≤ 28 HRc	35 (28-42)	RPM	2139	1070	713	535	428	357	267
				Fr	0.0010	0.0020	0.0029	0.0039	0.0049	0.0059	0.0078
				Feed (ipm)	2.1	2.1	2.1	2.1	2.1	2.1	2.1
		≤ 375 Bhn or ≤ 40 HRc	25 (20-30)	RPM	1528	764	509	382	306	255	191
				Fr	0.0006	0.0013	0.0019	0.0025	0.0031	0.0038	0.0050
				Feed (ipm)	0.9	1.0	1.0	1.0	0.9	1.0	1.0

continued on next page

Straight Flute Accu-Reamer

Series 200 Fractional	Hardness	Vc (sfm)		Diameter (D ₁) (inch)							
				1/16	1/8	3/16	1/4	5/16	3/8	1/2	
SUPER ALLOYS (NICKEL, COBALT, IRON BASE) Inconel 601, 617, 625, Incoloy 800, Monel 400, Rene, Waspaloy	≤ 220 Bhn or ≤ 19 HRc	20 (16-24)	RPM	1222	611	407	306	244	204	153	
			Fr	0.0008	0.0015	0.0023	0.0030	0.0038	0.0045	0.0060	
			Feed (ipm)	1.0	0.9	0.9	0.9	0.9	0.9	0.9	
	≤ 320 Bhn or ≤ 34 HRc	15 (12-18)	RPM	917	458	306	229	183	153	115	
			Fr	0.0006	0.0013	0.0019	0.0025	0.0031	0.0038	0.0050	
			Feed (ipm)	0.6	0.6	0.6	0.6	0.6	0.6	0.6	
	≤ 425 Bhn or ≤ 45 HRc	10 (8-12)	RPM	611	306	204	153	122	102	76	
			Fr	0.0004	0.0007	0.0011	0.0015	0.0018	0.0022	0.0029	
			Feed (ipm)	0.2	0.2	0.2	0.2	0.2	0.2	0.2	
	TITANIUM ALLOYS Pure Titanium, Ti6Al4V, Ti6Al2Sn4Zr2Mo, Ti4Al4Mo2Sn0.5Si, Ti-6Al4V	≤ 275 Bhn or ≤ 28 HRc	45 (36-54)	RPM	2750	1375	917	688	550	458	344
				Fr	0.0015	0.0030	0.0045	0.0060	0.0075	0.0090	0.0120
				Feed (ipm)	4.1	4.1	4.1	4.1	4.1	4.1	4.1
≤ 350 Bhn or ≤ 38 HRc		35 (28-42)	RPM	2139	1070	713	535	428	357	267	
			Fr	0.0010	0.0020	0.0029	0.0039	0.0049	0.0059	0.0078	
			Feed (ipm)	2.1	2.1	2.1	2.1	2.1	2.1	2.1	
≤ 440 Bhn or ≤ 47 HRc		25 (20-30)	RPM	1528	764	509	382	306	255	191	
			Fr	0.0006	0.0013	0.0019	0.0025	0.0031	0.0038	0.0050	
			Feed (ipm)	0.9	1.0	1.0	1.0	0.9	1.0	1.0	
ALUMINUM ALLOYS 2017, 2024, 356, 6061, 7075		≤ 80 Bhn or ≤ 47 HRb	270 (216-324)	RPM	16502	8251	5501	4126	3300	2750	2063
				Fr	0.0025	0.0050	0.0075	0.0100	0.0125	0.0150	0.0200
				Feed (ipm)	41.3	41.3	41.3	41.3	41.3	41.3	41.3
	≤ 150 Bhn or ≤ 7 HRc	230 (184-276)	RPM	14058	7029	4686	3514	2812	2343	1757	
			Fr	0.0025	0.0050	0.0075	0.0100	0.0125	0.0150	0.0200	
			Feed (ipm)	35.1	35.1	35.1	35.1	35.1	35.1	35.1	
	COPPER ALLOYS Alum Bronze, C110, Muntz Brass	≤ 140 Bhn or ≤ 3 HRc	115 (92-138)	RPM	7029	3514	2343	1757	1406	1171	879
				Fr	0.0013	0.0026	0.0038	0.0051	0.0064	0.0077	0.0102
				Feed (ipm)	9.1	9.1	8.9	9.0	9.0	9.0	9.0
		≤ 200 Bhn or ≤ 23 HRc	95 (76-114)	RPM	5806	2903	1935	1452	1161	968	726
				Fr	0.0013	0.0026	0.0038	0.0051	0.0064	0.0077	0.0102
				Feed (ipm)	7.5	7.5	7.4	7.4	7.4	7.5	7.4

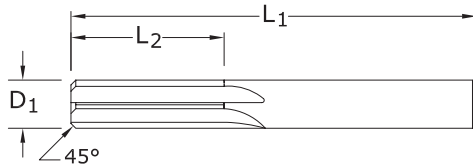
Bhn (Brinell) HRc (Rockwell C) HRb (Rockwell B)
 rpm = Vc x 3.82 / D₁
 ipm = Fr x rpm
 increase speed and feed 30 percent when using coated reamers
 reduce speed and feed for materials harder than listed
 refer to the SGS Tool Wizard for complete technical information (www.kyocera-sgstool.com)

METRIC

Straight Flute Reamer



201M
METRIC SERIES



CUTTING DIAMETER D ₁	mm		NO. OF FLUTES	EDP NO.	STOCK
	MAXIMUM REAM LENGTH L ₂	OVERALL LENGTH L ₁		UNCOATED	
1,0	6,0	32,0	4	81001	●
1,5	9,5	38,0	4	81003	●
2,0	12,7	44,0	4	81005	●
2,5	12,7	50,0	4	81007	●
3,0	16,0	57,0	4	81009	●
3,5	19,0	63,0	4	81011	●
4,0	19,0	63,0	4	81013	●
4,5	22,0	70,0	4	81015	●
5,0	25,0	75,0	4	81017	●
5,5	25,0	75,0	4	81019	●
6,0	25,0	75,0	4	81021	●
7,0	28,0	82,0	6	81023	●
8,0	28,0	82,0	6	81025	●
9,0	31,0	89,0	6	81027	●
10,0	31,0	89,0	6	81029	●

TOLERANCES (mm)

1–6 DIAMETER

D₁ = +0,008/–0,000

>6–10 DIAMETER

D₁ = +0,011/–0,000

- STEELS
- STAINLESS STEELS
- CAST IRON
- HIGH TEMP ALLOYS
- TITANIUM
- NON-FERROUS
- HARDENED STEELS

- U.S. Stock Standard
- NOT STOCKED—
Call for Delivery

For patent information
visit www.kyocera-sgstool.com/patents

Straight Flute Reamer

Series 201M Metric	Hardness	Vc (m/min)	Diameter (D ₁) (mm)									
			1	2	3	4	6	8	10			
P	CARBON STEELS 1018, 1040, 1080, 1090, 10L50, 1140, 1212, 12L15, 1525, 1536	≤ 175 Bhn or ≤ 7 HRc	46	RPM	14541	7271	4847	3635	2424	1818	1454	
			(37-55)	Fr	0.028	0.056	0.085	0.113	0.169	0.226	0.282	
				Feed (mm/min)	410	410	410	410	410	410	410	
		≤ 300 Bhn or ≤ 32 HRc	23	RPM	7271	3635	2424	1818	1212	909	727	
			(18-27)	Fr	0.025	0.050	0.074	0.099	0.149	0.198	0.248	
				Feed (mm/min)	180	180	180	180	180	180	180	
	≤ 425 Bhn or ≤ 45 HRc	17	RPM	5332	2666	1777	1333	889	666	533		
		(13-20)	Fz	0.015	0.030	0.044	0.059	0.089	0.119	0.148		
			Feed (mm/min)	79	79	79	79	79	79	79		
	H	ALLOY STEELS 4140, 4150, 4320, 5120, 5150, 8630, 86L20, 50100	≤ 275 Bhn or ≤ 28 HRc	35	RPM	11148	5574	3716	2787	1858	1394	1115
				(28-42)	Fz	0.024	0.048	0.072	0.096	0.144	0.192	0.240
					Feed (mm/min)	268	268	268	268	268	268	268
≤ 375 Bhn or ≤ 40 HRc			21	RPM	6786	3393	2262	1696	1131	848	679	
			(17-26)	Fr	0.024	0.048	0.072	0.096	0.144	0.192	0.240	
				Feed (mm/min)	163	163	163	163	163	163	163	
≤ 450 Bhn or ≤ 48 HRc		14	RPM	4362	2181	1454	1091	727	545	436		
		(11-16)	Fr	0.015	0.030	0.045	0.060	0.089	0.119	0.149		
			Feed (mm/min)	65	65	65	65	65	65	65		
TOOL STEELS A2, D2, H13, L2, M2, P20, S7, T15, W2		≤ 250 Bhn or ≤ 24 HRc	12	RPM	3878	1939	1293	969	646	485	388	
			(10-15)	Fr	0.015	0.031	0.046	0.062	0.093	0.124	0.155	
				Feed (mm/min)	60	60	60	60	60	60	60	
	≤ 375 Bhn or ≤ 40 HRc	8	RPM	2424	1212	808	606	404	303	242		
		(6-9)	Fr	0.010	0.020	0.030	0.040	0.059	0.079	0.099		
			Feed (mm/min)	24	24	24	24	24	24	24		
≤ 475 Bhn or ≤ 50 HRc	6	RPM	1939	969	646	485	323	242	194			
	(5-7)	Fr	0.006	0.012	0.019	0.025	0.037	0.050	0.062			
		Feed (mm/min)	12	12	12	12	12	12	12			
≤ 655 Bhn or ≤ 60 HRc	4	RPM	1272	636	424	318	212	159	127			
	(3-5)	Fr	0.006	0.013	0.019	0.025	0.038	0.050	0.063			
		Feed (mm/min)	8	8	8	8	8	8	8			
K	CAST IRONS Gray, Malleable, Ductile	≤ 220 Bhn or ≤ 19 HRc	38	RPM	12118	6059	4039	3029	2020	1515	1212	
			(30-46)	Fr	0.032	0.064	0.097	0.129	0.193	0.257	0.322	
				Feed (mm/min)	390	390	390	390	390	390	390	
	≤ 330 Bhn or ≤ 36 HRc	29	RPM	9209	4605	3070	2302	1535	1151	921		
		(23-35)	Fr	0.032	0.064	0.096	0.128	0.192	0.256	0.320		
			Feed (mm/min)	295	295	295	295	295	295	295		

continued on next page

Straight Flute Reamer

Series 201M Metric	Hardness	Vc (m/min)	Diameter (D ₁) (mm)								
			1	2	3	4	6	8	10		
M STAINLESS STEELS (FREE MACHINING) 304, 416, 420F, 430F 440F	≤ 250 Bhn or ≤ 24 HRc	23	RPM	7271	3635	2424	1818	1212	909	727	
		(18-27)	Fr	0.015	0.030	0.045	0.059	0.089	0.119	0.149	
			Feed (mm/min)	108	108	108	108	108	108	108	
	≤ 330 Bhn or ≤ 36 HRc	17	RPM	5332	2666	1777	1333	889	666	533	
		(13-20)	Fr	0.012	0.024	0.036	0.048	0.072	0.096	0.120	
			Feed (mm/min)	64	64	64	64	64	64	64	
	STAINLESS STEELS (DIFFICULT) 304, 316, 321, 13-8 PH, 15-5PH, 17-4 PH, Custom 450	≤ 275 Bhn or ≤ 28 HRc	11	RPM	3393	1696	1131	848	565	424	339
			(9-13)	Fr	0.015	0.029	0.044	0.059	0.088	0.118	0.147
				Feed (mm/min)	50	50	50	50	50	50	50
		≤ 375 Bhn or ≤ 40 HRc	8	RPM	2424	1212	808	606	404	303	242
			(6-9)	Fr	0.010	0.020	0.030	0.040	0.059	0.079	0.099
				Feed (mm/min)	24	24	24	24	24	24	24
S SUPER ALLOYS (NICKEL, COBALT, IRON BASE) Inconel 601, 617, 625, Incoloy 800, Monel 400, Rene, Waspaloy	≤ 220 Bhn or ≤ 19 HRc	6	RPM	1939	969	646	485	323	242	194	
		(5-7)	Fr	0.012	0.024	0.036	0.047	0.071	0.095	0.119	
			Feed (mm/min)	23	23	23	23	23	23	23	
	≤ 320 Bhn or ≤ 34 HRc	5	RPM	1454	727	485	364	242	182	145	
		(4-5)	Fr	0.010	0.021	0.031	0.041	0.062	0.083	0.103	
			Feed (mm/min)	15	15	15	15	15	15	15	
	≤ 425 Bhn or ≤ 45 HRc	3	RPM	969	485	323	242	162	121	97	
		(2-4)	Fr	0.006	0.012	0.019	0.025	0.037	0.050	0.062	
			Feed (mm/min)	6	6	6	6	6	6	6	
	TITANIUM ALLOYS Pure Titanium, Ti6Al4V, Ti6Al2Sn4Zr2Mo, Ti4Al4Mo2Sn0.5Si, Ti-6Al4V	≤ 275 Bhn or ≤ 28 HRc	14	RPM	4362	2181	1454	1091	727	545	436
			(11-16)	Fr	0.024	0.048	0.072	0.096	0.144	0.193	0.241
				Feed (mm/min)	105	105	105	105	105	105	105
≤ 350 Bhn or ≤ 38 HRc		11	RPM	3393	1696	1131	848	565	424	339	
		(9-13)	Fr	0.015	0.029	0.044	0.059	0.088	0.118	0.147	
			Feed (mm/min)	50	50	50	50	50	50	50	
≤ 440 Bhn or ≤ 47 HRc		8	RPM	2424	1212	808	606	404	303	242	
		(6-9)	Fr	0.010	0.020	0.030	0.040	0.059	0.079	0.099	
			Feed (mm/min)	24	24	24	24	24	24	24	

continued on next page

Straight Flute Reamer

Series 201M Metric	Hardness	Vc (m/min)	Diameter (D ₁) (mm)								
			1	2	3	4	6	8	10		
N ALUMINUM ALLOYS 2017, 2024, 356, 6061, 7075	≤ 80 Bhn or ≤ 47 HRb	82	RPM	26174	13087	8725	6544	4362	3272	2617	
		(66-99)	Fr	0.040	0.080	0.120	0.160	0.240	0.320	0.400	
			Feed (mm/min)	1047	1047	1047	1047	1047	1047	1047	
	≤ 150 Bhn or ≤ 7 HRc	70	RPM	22297	11148	7432	5574	3716	2787	2230	
		(56-84)	Fr	0.040	0.080	0.120	0.160	0.240	0.320	0.400	
			Feed (mm/min)	892	892	892	892	892	892	892	
	COPPER ALLOYS Alum Bronze, C110, Muntz Brass	≤ 140 Bhn or ≤ 3 HRc	35	RPM	11148	5574	3716	2787	1858	1394	1115
			(28-42)	Fr	0.020	0.041	0.061	0.081	0.122	0.163	0.204
				Feed (mm/min)	227	227	227	227	227	227	227
≤ 200 Bhn or ≤ 23 HRc		29	RPM	9209	4605	3070	2302	1535	1151	921	
		(23-35)	Fr	0.020	0.041	0.061	0.082	0.122	0.163	0.204	
			Feed (mm/min)	188	188	188	188	188	188	188	

Bhn (Brinell) HRc (Rockwell C) HRb (Rockwell B)
 $rpm = (Vc \times 1000) / (D_1 \times 3.14)$
 $mm/min = Fr \times rpm$
 increase speed and feed 30 percent when using coated reamers
 reduce speed and feed for materials harder than listed
 refer to the SGS Tool Wizard for complete technical information (www.kyocera-sgstool.com)

Routers



Routing

HIGH PERFORMANCE ROUTERS	SERIES	DESCRIPTION	PAGE
Plastic Composite	29	Multi-Flute Plastic Composite Fractional	328
	29M	Multi-Flute Plastic Composite Metric	330
Carbon Composite	20-CCR	Multi-Flute Carbon Composite Fractional	332
	20M-CCR	Multi-Flute Carbon Composite Metric	335
Coarse Cut Carbon Composite	31-CCR	Multi-Flute Coarse Composite Fractional	338
	31M-CCR	Multi-Flute Coarse Composite Metric	340
Compression	25	Multi-Flute Compression Fractional	342
	25M	Multi-Flute Compression Metric	344
GENERAL PURPOSE ROUTERS	SERIES	DESCRIPTION	PAGE
Up Cut	21	2 Flute Up Cut Fractional	346
	21M	2 Flute Up Cut Metric	349
Down Cut	22	2 Flute Down Cut Fractional	347
	22M	2 Flute Down Cut Metric	350

Speed & Feed Recommendations listed after each series

Ranurado

RANURADORES DE ALTO RENDIMIENTO			
	SERIE	DESCRIPCIÓN	PÁGINA
Compuesto de plástico	29	Filo múltiple, compuesto plástico, fraccional	328
	29M	Filo múltiple, compuesto plástico, métrico	330
Compuesto de carbono	20-CCR	Filo múltiple, compuesto de carbono, fraccional	332
	20M-CCR	Filo múltiple, compuesto de carbono, métrico	335
Compuesto de carbono de corte áspero	31-CCR	Filo múltiple, compuesto áspero, fraccional	338
	31M-CCR	Filo múltiple, compuesto áspero, métrico	340
Compresión	25	Filo múltiple, compresión, fraccional	342
	25M	Filo múltiple, compresión, métrico	344
RANURADORES DE USO GENERAL			
	SERIE	DESCRIPCIÓN	PÁGINA
Corte ascendente	21	2 fillos, corte ascendente, fraccional	346
	21M	2 fillos, corte ascendente, métrico	349
Corte descendente	22	2 fillos, corte descendente, fraccional	347
	22M	2 fillos, corte descendente, métrico	350

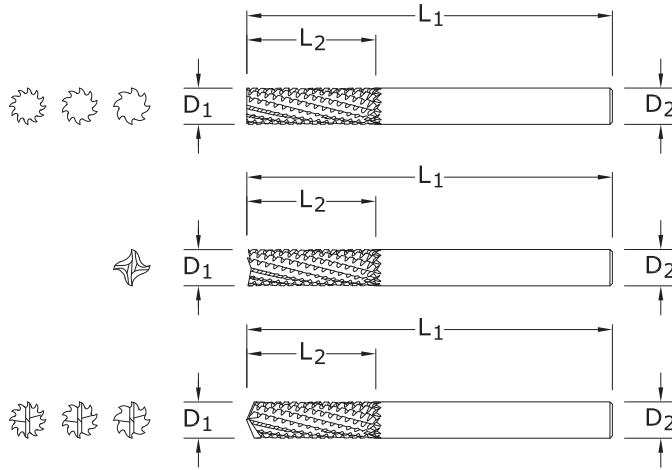
Recomendaciones de velocidades y avances mostradas tras cada serie

FRAISES A DETOURER HAUTE PERFORMANCE	SERIES	DESCRIPTION	PAGE
Composites plastique	29	Multi-dents pour composites plastique (fractionnel)	328
	29M	Multi-dents pour composites plastique (métrique)	330
Composites carbone	20-CCR	Multi-dents pour composites carbone (fractionnel)	332
	20M-CCR	Multi-dents pour composites carbone (métrique)	335
Pour composites carbone coupe grossière	31-CCR	Multi-dents pour composites grossiers (fractionnel)	338
	31M-CCR	Multi-dents pour composites grossiers (métrique)	340
Compression	25	Multi-dents de compression (fractionnel)	342
	25M	Multi-dents de compression (métrique)	344

FRAISES À DÉTOURER UNIVERSELLES	SERIES	DESCRIPTION	PAGE
Coupe ascendante	21	2 dents coupe ascendante (fractionnel)	346
	21M	2 dents coupe ascendante (métrique)	349
Coupe descendante	22	2 dents coupe descendante (fractionnel)	347
	22M	2 dents coupe descendante (métrique)	350

Recommandations de vitesse et avance indiquées après chaque série

Plastic Composite



29

FRACTIONAL SERIES

- Radial chisel edge design provides smoother cuts and enhanced tool life
- Eccentric relief and neutral rake for strength
- Excels at trimming and profiling non-filled plastics as well as glass-filled plastics

CUTTING DIAMETER D ₁	LENGTH OF CUT L ₂	inch			NO. OF FLUTES	END STYLE	EDP NO.		STOCK
		OVERALL LENGTH L ₁	SHANK DIAMETER D ₂	UNCOATED			Di-NAMITE (Diamond)		
1/8	1/2	1-1/2	1/8	8	No End Cut	74280	75080	●	
1/8	1/2	1-1/2	1/8	8	End Mill	74281	75081	●	
1/8	1/2	1-1/2	1/8	8	Drill	74282	75082	●	
1/4	1	2-1/2	1/4	10	No End Cut	74283	75083	●	
1/4	1	2-1/2	1/4	10	End Mill	74284	75084	●	
1/4	1	2-1/2	1/4	10	Drill	74285	75085	●	
5/16	1	2-1/2	5/16	12	No End Cut	74286	75086	●	
5/16	1	2-1/2	5/16	12	End Mill	74287	75087	●	
5/16	1	2-1/2	5/16	12	Drill	74288	75088	●	
3/8	1-1/8	2-1/2	3/8	12	No End Cut	74289	75089	●	
3/8	1-1/8	2-1/2	3/8	12	End Mill	74290	75090	●	
3/8	1-1/8	2-1/2	3/8	12	Drill	74291	75091	●	

TOLERANCES (inch)

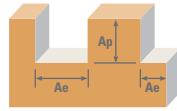
D₁ = +.000/-0.005

D₂ = h₆

PLASTICS/COMPOSITES

- U.S. Stock Standard
- NOT STOCKED— Call for Delivery

For patent information visit www.kyocera-sgstool.com/patents

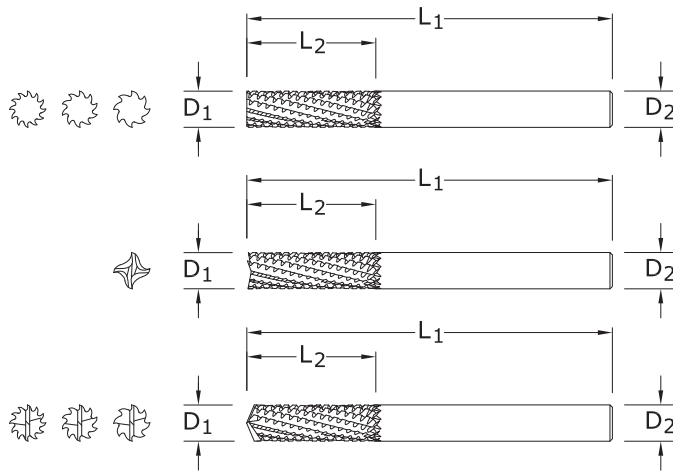


Series 29 Fractional	Ae x D ₁	Ap x D ₁	Vc (sfm)	Diameter (D ₁) (inch)					
				1/8	1/4	5/16	3/8		
CFRP, AFRP (CARBON FIBER, ARAMID FIBER)	Slot 	1	≤ 1	400	RPM	12224	6112	4890	4075
				(320-480)	Fr	0.0024	0.0048	0.0060	0.0072
					Feed (ipm)	29	29	29	29
	Profile 	≤ 0.5	≤ 1.5	500	RPM	15280	7640	6112	5093
				(400-600)	Fr	0.0024	0.0048	0.0060	0.0072
					Feed (ipm)	37	37	37	37
	HSM 	≤ 0.5	≤ 2	825	RPM	25212	12606	10085	8404
				(660-990)	Fr	0.0055	0.0110	0.0138	0.0165
					Feed (ipm)	139	139	139	139
GFRP (FIBERGLASS)	Slot 	1	≤ 1	320	RPM	9779	4890	3912	3260
				(256-384)	Fr	0.0024	0.0048	0.0060	0.0072
					Feed (ipm)	23	23	23	23
	Profile 	≤ 0.5	≤ 1.5	400	RPM	12224	6112	4890	4075
				(320-480)	Fr	0.0024	0.0048	0.0060	0.0072
					Feed (ipm)	29	29	29	29
	HSM 	≤ 0.05	≤ 2	660	RPM	20170	10085	8068	6723
				(528-792)	Fr	0.0055	0.0110	0.0138	0.0165
					Feed (ipm)	111	111	111	111
CARBON, GRAPHITE	Slot 	1	≤ 1	480	RPM	14669	7334	5868	4890
				(384-576)	Fr	0.0037	0.0075	0.0094	0.0112
					Feed (ipm)	55	55	55	55
	Profile 	≤ 0.5	≤ 1.5	600	RPM	18336	9168	7334	6112
				(480-720)	Fr	0.0037	0.0075	0.0094	0.0112
					Feed (ipm)	69	69	69	69
	HSM 	≤ 0.05	≤ 2	990	RPM	30254	15127	12102	10085
				(792-1188)	Fr	0.0086	0.0172	0.0215	0.0258
					Feed (ipm)	260	260	260	260
PLASTICS	Slot 	1	≤ 1	800	RPM	24448	12224	9779	8149
				(640-690)	Fr	0.0038	0.0075	0.0094	0.0113
					Feed (ipm)	92	92	92	92
	Profile 	≤ 0.5	≤ 1.5	1000	RPM	30560	15280	12224	10187
				(800-1200)	Fr	0.0038	0.0075	0.0094	0.0113
					Feed (ipm)	115	115	115	115
	HSM 	≤ 0.05	≤ 2	1650	RPM	50424	25212	20170	16808
				(1320-1980)	Fr	0.0035	0.0069	0.0086	0.0104
					Feed (ipm)	174	174	174	174

HSM (high speed machining)
 $rpm = Vc \times 3.82 / D_1$
 $ipm = Fr \times rpm$
 adjust parameters based on resin type and fiber structure
 reduce speed when overheating causes melting or damage to resin
 reduce feed if delamination or fraying occur

finish cuts typically required reduced feed and cutting depths
 rates shown are for use without coolant; rates may be increased with coolant
 dust collection is vital when machining dry
 diamond coating will increase tool life in graphite and composite materials
 refer to the SGS Tool Wizard for complete technical information (www.kyocera-sgstool.com)

Plastic Composite



29M METRIC SERIES

- Radial chisel edge design provides smoother cuts and enhanced tool life
- Eccentric relief and neutral rake for strength
- Excels at trimming and profiling non-filled plastics as well as glass-filled plastics

mm							EDP NO.		STOCK
CUTTING DIAMETER D ₁	LENGTH OF CUT L ₂	OVERALL LENGTH L ₁	SHANK DIAMETER D ₂	NO. OF FLUTES	END STYLE	UNCOATED	Di-NAMITE (Diamond)		
3,0	12,0	38,0	3,0	8	No End Cut	84280	85080	●	
3,0	12,0	38,0	3,0	8	End Mill	84281	85081	●	
3,0	12,0	38,0	3,0	8	Drill	84282	85082	●	
6,0	25,0	63,0	6,0	10	No End Cut	84283	85083	●	
6,0	25,0	63,0	6,0	10	End Mill	84284	85084	●	
6,0	25,0	63,0	6,0	10	Drill	84285	85085	●	
8,0	25,0	63,0	8,0	12	No End Cut	84286	85086	●	
8,0	25,0	63,0	8,0	12	End Mill	84287	85087	●	
8,0	25,0	63,0	8,0	12	Drill	84288	85088	●	
10,0	25,0	63,0	10,0	12	No End Cut	84289	85089	●	
10,0	25,0	63,0	10,0	12	End Mill	84290	85090	●	
10,0	25,0	63,0	10,0	12	Drill	84291	85091	●	

TOLERANCES (mm)

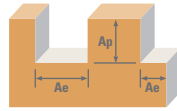
D₁ = +0,00/-0,13
D₂ = h₆

PLASTICS/COMPOSITES

- U.S. Stock Standard
- NOT STOCKED—
Call for Delivery

For patent information visit www.kyocera-sgstool.com/patents

Plastic Composite



Series 29M Metric	Ae x D ₁	Ap x D ₁	Vc (m/min)	Diameter (D ₁) (mm)					
				3	6	8	10		
CFRP, AFRP (CARBON FIBER, ARAMID FIBER)	Slot 	1	≤ 1	120	RPM	12722	6361	4771	3817
				(96-164)	Fr	0.061	0.122	0.163	0.203
					Feed (mm/min)	776	776	776	776
	Profile 	≤ 0.5	≤ 1.5	150	RPM	15903	7951	5963	4771
				(120-180)	Fr	0.061	0.122	0.163	0.203
					Feed (mm/min)	970	970	970	970
	HSM 	≤ 0.5	≤ 2	250	RPM	26504	13252	9939	7951
				(200-300)	Fr	0.140	0.280	0.373	0.467
					Feed (mm/min)	3710	3710	3710	3710
GFRP (FIBERGLASS)	Slot 	1	≤ 1	100	RPM	10602	5301	3976	3181
				(80-120)	Fr	0.061	0.122	0.162	0.203
					Feed (mm/min)	646	646	646	646
	Profile 	≤ 0.5	≤ 1.5	120	RPM	12722	6361	4771	3817
				(96-164)	Fr	0.061	0.122	0.163	0.203
					Feed (mm/min)	776	776	776	776
	HSM 	≤ 0.05	≤ 2	200	RPM	21203	10602	7951	6361
				(160-240)	Fr	0.140	0.280	0.374	0.467
					Feed (mm/min)	2970	2970	2970	2970
CARBON, GRAPHITE	Slot 	1	≤ 1	145	RPM	15372	7686	5765	4612
				(116-174)	Fr	0.095	0.190	0.253	0.317
					Feed (mm/min)	1460	1460	1460	1460
	Profile 	≤ 0.5	≤ 1.5	185	RPM	19613	9807	7355	5884
				(148-222)	Fr	0.095	0.190	0.253	0.317
					Feed (mm/min)	1863	1863	1863	1863
	HSM 	≤ 0.05	≤ 2	300	RPM	31805	15903	11927	9542
				(240-360)	Fr	0.219	0.437	0.583	0.729
					Feed (mm/min)	6957	6957	6957	6957
PLASTICS	Slot 	1	≤ 1	245	RPM	25974	12987	9740	7792
				(196-294)	Fr	0.037	0.075	0.100	0.125
					Feed (mm/min)	974	974	974	974
	Profile 	≤ 0.5	≤ 1.5	305	RPM	32335	16168	12126	9701
				(244-366)	Fr	0.038	0.075	0.100	0.125
					Feed (mm/min)	1213	1213	1213	1213
	HSM 	≤ 0.05	≤ 2	505	RPM	53538	26769	20077	16062
				(404-606)	Fr	0.088	0.175	0.233	0.292
					Feed (mm/min)	4685	4685	4685	4685

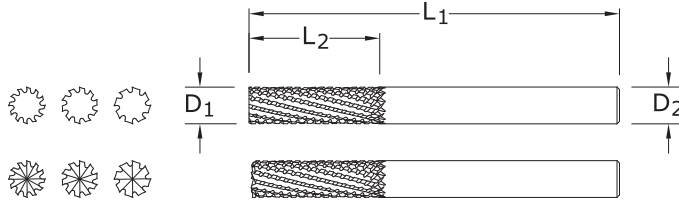
HSM (high speed machining)
 $rpm = (Vc \times 1000) / (D_1 \times 3.14)$
 $mm/min = Fr \times rpm$
 adjust parameters based on resin type and fiber structure
 reduce speed when overheating causes melting or damage to resin
 reduce feed if delamination or fraying occur

finish cuts typically required reduced feed and cutting depths
 rates shown are for use without coolant; rates may be increased with coolant
 dust collection is vital when machining dry
 diamond coating will increase tool life in graphite and composite materials
 refer to the SGS Tool Wizard for complete technical information (www.kyocera-sgstool.com)

Carbon Composite



20-CCR FRACTIONAL SERIES



- Multi-flute design and positive geometry to shear with minimal pressure and delamination
- Unique clearance grind minimizes contact between tool diameter and workpiece eliminating friction
- Left hand flutes engineered to control the fibers within CFRP, preventing excessive fiber breakout
- Excels at trimming and profiling difficult and abrasive fiber filled plastics

CUTTING DIAMETER D ₁	LENGTH OF CUT L ₂	inch				NO. OF FLUTES	END STYLE	EDP NO.		STOCK
		OVERALL LENGTH L ₁	SHANK DIAMETER D ₂	UNCOATED	Di-NAMITE (Diamond)					
1/4	1	2-1/2	1/4	8	No End Cutting	72930	73013	●		
1/4	1	2-1/2	1/4	8	End Cutting	72947	73012	●		
5/16	1	2-1/2	5/16	10	No End Cutting	72948	73026	●		
5/16	1	2-1/2	5/16	10	End Cutting	72949	73014	●		
3/8	1-1/8	2-1/2	3/8	12	No End Cutting	72950	73028	●		
3/8	1-1/8	2-1/2	3/8	12	End Cutting	72951	73027	●		
1/2	1-1/2	3-1/2	1/2	12	No End Cutting	72952	73041	●		
1/2	1-1/2	3-1/2	1/2	12	End Cutting	72953	73029	●		

TOLERANCES (inch)

D₁ = +.000/- .005

D₂ = h₆

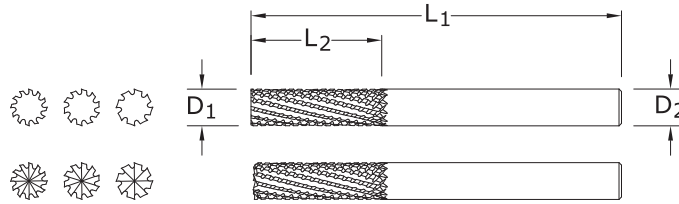
PLASTICS/COMPOSITES

- U.S. Stock Standard
- NOT STOCKED—
Call for Delivery

For patent information visit www.kyocera-sgstool.com/patents



FRACTIONAL Carbon Composite



20-CCR-LHC FRACTIONAL SERIES

TOLERANCES (inch)

$D_1 = +.000/-0.005$

$D_2 = h_6$

PLASTICS/COMPOSITES

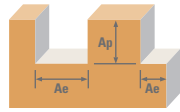
- U.S. Stock Standard
- NOT STOCKED—
Call for Delivery

For patent information
visit www.kyocera-sgstool.com/patents

CUTTING DIAMETER D_1	LENGTH OF CUT L_2	OVERALL LENGTH L_1	SHANK DIAMETER D_2	NO. OF FLUTES	END STYLE	EDP NO.		STOCK
						UNCOATED	Di-NAMITE (Diamond)	
1/4	1	2-1/2	1/4	8	No End Cutting	73070	73078	●
1/4	1	2-1/2	1/4	8	End Cutting	73071	73079	●
5/16	1	2-1/2	5/16	10	No End Cutting	73072	73080	●
5/16	1	2-1/2	5/16	10	End Cutting	73073	73081	●
3/8	1-1/8	2-1/2	3/8	12	No End Cutting	73074	73082	●
3/8	1-1/8	2-1/2	3/8	12	End Cutting	73075	73083	●

- Multi-flute design and positive geometry to shear with minimal pressure and delamination
- Unique clearance grind minimizes contact between tool diameter and workpiece eliminating friction
- Left hand flutes engineered to control the fibers within CFRP, preventing excessive fiber breakout
- Excels at trimming and profiling difficult and abrasive fiber filled plastics

Carbon Composite



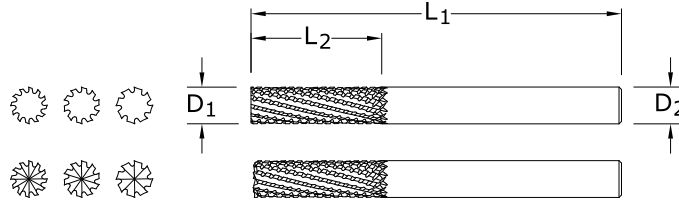
Series 20 Fractional	Ae x D1		Vc (sfm)		Diameter (D1) (inch)				
	Ap x D1				1/4	5/16	3/8	1/2	
CFRP, AFRP (CARBON FIBER, ARAMID FIBER)	Slot 	1	≤ 1	400	RPM	6112	4890	4075	3056
				(320-480)	Fr	0.0049	0.0094	0.0135	0.0180
					Feed (ipm)	30	46	55	55
	Profile 	≤ 0.5	≤ 1.5	500	RPM	7640	6112	5093	3820
				(400-600)	Fr	0.0049	0.0094	0.0135	0.0180
					Feed (ipm)	38	58	69	69
	HSM 	≤ 0.5	≤ 2	825	RPM	12606	10085	8404	6303
				(660-990)	Fr	0.0111	0.0215	0.0309	0.0413
					Feed (ipm)	140	217	260	260
GFRP (FIBERGLASS)	Slot 	1	≤ 1	320	RPM	4890	3912	3260	2445
				(256-384)	Fr	0.0049	0.0095	0.0135	0.0180
					Feed (ipm)	24	37	44	44
	Profile 	≤ 0.5	≤ 1.5	400	RPM	6112	4890	4075	3056
				(320-480)	Fr	0.0049	0.0095	0.0135	0.0180
					Feed (ipm)	30	46	55	55
	HSM 	≤ 0.05	≤ 2	660	RPM	10085	8068	6723	5042
				(528-792)	Fr	0.0110	0.0214	0.0311	0.0414
					Feed (ipm)	111	173	209	209
CARBON, GRAPHITE	Slot 	1	≤ 1	480	RPM	7334	5868	4890	3667
				(384-576)	Fr	0.0064	0.0124	0.0180	0.0240
					Feed (ipm)	47	73	88	88
	Profile 	≤ 0.5	≤ 1.5	600	RPM	9168	7334	6112	4584
				(480-720)	Fr	0.0064	0.0124	0.0180	0.0240
					Feed (ipm)	59	91	110	110
	HSM 	≤ 0.05	≤ 2	990	RPM	15127	12102	10085	7564
				(792-1188)	Fr	0.0147	0.0287	0.0412	0.0549
					Feed (ipm)	223	347	415	415
PLASTICS	Slot 	1	≤ 1	800	RPM	12224	9779	8149	6112
				(640-690)	Fr	0.0064	0.0125	0.0180	0.0241
					Feed (ipm)	78	122	147	147
	Profile 	≤ 0.5	≤ 1.5	1000	RPM	15280	12224	10187	7640
				(800-1200)	Fr	0.0064	0.0125	0.0180	0.0241
					Feed (ipm)	98	153	184	184
	HSM 	≤ 0.05	≤ 2	1650	RPM	25212	20170	16808	12606
				(1320-1980)	Fr	0.0147	0.0287	0.0413	0.0551
					Feed (ipm)	370	579	694	694

HSM (high speed machining)
 $rpm = Vc \times 3.82 / D_1$
 $ipm = Fr \times rpm$
 adjust parameters based on resin type and fiber structure
 reduce speed when overheating causes melting or damage to resin
 reduce feed if delamination or fraying occur

finish cuts typically required reduced feed and cutting depths
 rates shown are for use without coolant; rates may be increased with coolant
 dust collection is vital when machining dry
 diamond coating will increase tool life in graphite and composite materials
 refer to the SGS Tool Wizard for complete technical information (www.kyocera-sgstool.com)



Carbon Composite



TOLERANCES (mm)

$D_1 = +0,00/-0,13$

$D_2 = h_6$

PLASTICS/COMPOSITES

- U.S. Stock Standard
- NOT STOCKED—
Call for Delivery

For patent information visit www.kyocera-sgstool.com/patents

20M-CCR METRIC SERIES

mm						EDP NO.				
CUTTING DIA. D_1	LENGTH OF CUT L_2	OVERALL LENGTH L_1	SHANK DIA. D_2	NO. OF FLUTES	END STYLE	UNCOATED STOCK	Ti-NAMITE-B (TiB ₂) STOCK	DiNAMITE (Diamond) STOCK	STOCK	STOCK
2,0	6,0	38,0	3,0	5	End Cutting	82930 ■	83100 ■	83070 ■	■	■
3,0	10,0	38,0	3,0	5	End Cutting	82931 ■	83101 ■	83071 ■	■	■
4,0	12,0	50,0	4,0	5	End Cutting	82932 ■	83102 ■	83072 ■	■	■
5,0	15,0	50,0	6,0	5	End Cutting	82933 ■	83103 ■	83073 ■	■	■
6,0	25,0	63,0	6,0	8	No End Cutting	82966 ●	83104 ■	83027 ●	●	●
6,0	25,0	63,0	6,0	8	End Cutting	82967 ●	83105 ■	83026 ●	●	●
8,0	25,0	63,0	8,0	10	No End Cutting	82968 ●	83106 ■	83029 ●	●	●
8,0	25,0	63,0	8,0	10	End Cutting	82969 ●	83107 ■	83028 ●	●	●
10,0	28,0	63,0	10,0	12	No End Cutting	82970 ●	83108 ■	83042 ●	●	●
10,0	28,0	63,0	10,0	12	End Cutting	82971 ●	83109 ■	83041 ●	●	●
12,0	38,0	89,0	12,0	12	No End Cutting	82972 ●	83110 ■	83044 ●	●	●
12,0	38,0	89,0	12,0	12	End Cutting	82973 ●	83111 ■	83043 ●	●	●

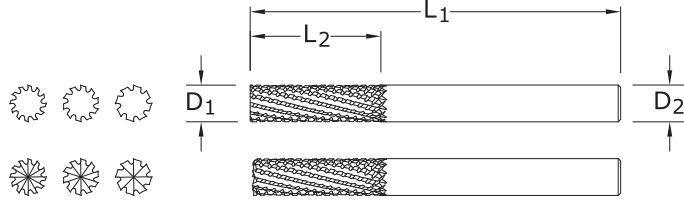
- Multi-flute design and positive geometry to shear with minimal pressure and delamination
- Unique clearance grind minimizes contact between tool diameter and workpiece eliminating friction
- Left hand flutes engineered to control the fibers within CFRP, preventing excessive fiber breakout
- Excels at trimming and profiling difficult and abrasive fiber filled plastics

Carbon Composite



20M-CCR-LHC

METRIC SERIES



- Multi-flute design and positive geometry to shear with minimal pressure and delamination
- Unique clearance grind minimizes contact between tool diameter and workpiece eliminating friction
- Left hand flutes engineered to control the fibers within CFRP, preventing excessive fiber breakout
- Excels at trimming and profiling difficult and abrasive fiber filled plastics

CUTTING DIA. D ₁	LENGTH OF CUT L ₂	OVERALL LENGTH L ₁	SHANK DIA. D ₂	NO. OF FLUTES	END STYLE	EDP NO.		STOCK
						UNCOATED	DIAMITE (Diamond)	
6,0	25,0	63,0	6,0	8	No End Cutting	83220	83230	●
6,0	25,0	63,0	6,0	8	End Cutting	83221	83231	●
8,0	25,0	63,0	8,0	10	No End Cutting	83222	83232	●
8,0	25,0	63,0	8,0	10	End Cutting	83223	83233	●
10,0	28,0	63,0	10,0	12	No End Cutting	83224	83234	●
10,0	28,0	63,0	10,0	12	End Cutting	83225	83235	●

TOLERANCES (mm)

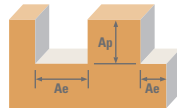
D₁ = +0,00/-0,13
 D₂ = h₆

PLASTICS/COMPOSITES

- U.S. Stock Standard
- NOT STOCKED— Call for Delivery

For patent information visit www.kyocera-sgstool.com/patents

Carbon Composite



Series 20M Metric	Ae x D1	Ap x D1	Vc (m/min)	Diameter (D1) (mm)						
				3	6	8	10	12		
CFRP, AFRP (CARBON FIBER, ARAMID FIBER)	Slot 	1	≤ 1	120	RPM	12722	6361	4771	3817	3181
				(96-164)	Fr	0.055	0.113	0.243	0.366	0.439
					Feed (mm/min)	700	720	1160	1395	1395
	Profile 	≤ 0.5	≤ 1.5	150	RPM	15903	7951	5963	4771	3976
				(120-180)	Fr	0.055	0.113	0.243	0.366	0.439
					Feed (mm/min)	875	900	1450	1744	1744
	HSM 	≤ 0.05	≤ 2	250	RPM	26504	13252	9939	7951	6626
				(200-300)	Fr	0.126	0.260	0.556	0.833	1.000
					Feed (mm/min)	3350	3450	5527	6625	6625
GFRP (FIBERGLASS)	Slot 	1	≤ 1	100	RPM	10602	5301	3976	3181	2650
				(80-120)	Fr	0.054	0.111	0.236	0.357	0.428
					Feed (mm/min)	570	587	940	1135	1135
	Profile 	≤ 0.5	≤ 1.5	120	RPM	12722	6361	4771	3817	3181
				(96-164)	Fr	0.054	0.111	0.236	0.357	0.428
					Feed (mm/min)	684	704	1128	1362	1362
	HSM 	≤ 0.05	≤ 2	200	RPM	21203	10602	7951	6361	5301
				(160-240)	Fr	0.124	0.261	0.557	1.011	1.213
					Feed (mm/min)	2629	2765	4430	6430	6430
CARBON, GRAPHITE	Slot 	1	≤ 1	145	RPM	15372	7686	5765	4612	3843
				(116-174)	Fr	0.069	0.152	0.323	0.482	0.579
					Feed (mm/min)	1061	1165	1860	2224	2224
	Profile 	≤ 0.5	≤ 1.5	185	RPM	19613	9807	7355	5884	4903
				(148-222)	Fr	0.069	0.152	0.323	0.482	0.579
					Feed (mm/min)	1353	1486	2373	2838	2838
	HSM 	≤ 0.05	≤ 2	300	RPM	31805	15903	11927	9542	7951
				(240-360)	Fr	0.159	0.348	0.740	1.109	1.331
					Feed (mm/min)	5057	5535	8820	10580	10580
PLASTICS	Slot 	1	≤ 1	245	RPM	25974	12987	9740	7792	6494
				(196-294)	Fr	0.069	0.150	0.319	0.477	0.572
					Feed (mm/min)	1792	1945	3107	3717	3717
	Profile 	≤ 0.5	≤ 1.5	305	RPM	32335	16168	12126	9701	8084
				(244-366)	Fr	0.069	0.150	0.319	0.477	0.572
					Feed (mm/min)	2231	2421	3868	4627	4627
	HSM 	≤ 0.05	≤ 2	505	RPM	53538	26769	20077	16062	13385
				(404-606)	Fr	0.159	0.344	0.732	1.097	1.316
					Feed (mm/min)	8513	9220	14690	17617	17617

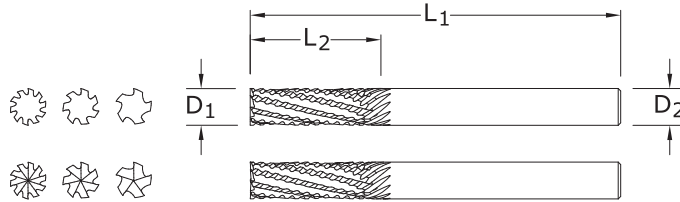
HSM (high speed machining)
 $rpm = (Vc \times 1000) / (D1 \times 3.14)$
 $mm/min = Fr \times rpm$
 adjust parameters based on resin type and fiber structure
 reduce speed when overheating causes melting or damage to resin
 reduce feed if delamination or fraying occur

finish cuts typically required reduced feed and cutting depths
 rates shown are for use without coolant; rates may be increased with coolant
 dust collection is vital when machining dry
 diamond coating will increase tool life in graphite and composite materials
 refer to the SGS Tool Wizard for complete technical information (www.kyocera-sgstool.com)

Coarse Cut Carbon Composite



31-CCR FRACTIONAL SERIES



- Fewer, deeper flutes to prevent clogging in heavy routing
- Unique clearance grind minimizes contact between tool diameter and workpiece eliminating friction
- Left hand flutes engineered to control the fibers within CFRP, preventing excessive fiber breakout
- Excels at trimming and profiling difficult and abrasive fiber filled plastics

CUTTING DIAMETER D ₁	LENGTH OF CUT L ₂	inch			NO. OF FLUTES	END STYLE	EDP NO.		STOCK
		OVERALL LENGTH L ₁	SHANK DIAMETER D ₂	UNCOATED			Di-NAMITE (Diamond)		
1/4	1	2-1/2	1/4	5	End Cutting	72954	72955	●	
1/4	1	2-1/2	1/4	5	No End Cutting	72956	72957	●	
5/16	1	2-1/2	5/16	7	End Cutting	72958	72959	●	
5/16	1	2-1/2	5/16	7	No End Cutting	72960	72961	●	
3/8	1-1/8	2-1/2	3/8	8	End Cutting	72962	72963	●	
3/8	1-1/8	2-1/2	3/8	8	No End Cutting	72964	72965	●	
1/2	1-1/2	3-1/2	1/2	10	End Cutting	72966	72967	●	
1/2	1-1/2	3-1/2	1/2	10	No End Cutting	72968	72969	●	

TOLERANCES (inch)

D₁ = +.000/- .005

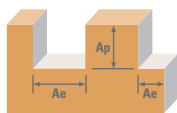
D₂ = h₆

PLASTICS/COMPOSITES

- U.S. Stock Standard
- NOT STOCKED—
Call for Delivery

For patent information visit www.kyocera-sgstoool.com/patents

Coarse Cut Carbon Composite



Series 31 Fractional	Material	Ae x D1	Ap x D1	Vc (sfm)	Diameter (D1) (inch)				
					1/4	5/16	3/8	1/2	
CFRP, AFRP (CARBON FIBER, ARAMID FIBER)	Slot 	1	≤ 1	400	RPM	6112	4890	4075	3056
				(320-480)	Fr	0.0029	0.0065	0.0088	0.0147
					Feed (ipm)	18	32	36	45
	Profile 	≤ 0.5	≤ 1.5	500	RPM	7640	6112	5093	3820
				(400-600)	Fr	0.0029	0.0065	0.0088	0.0147
					Feed (ipm)	23	40	45	56
	HSM 	≤ 0.5	≤ 2	825	RPM	12606	10085	8404	6303
				(660-990)	Fr	0.0069	0.0151	0.0206	0.0344
					Feed (ipm)	87	152	173	217
GFRP (FIBERGLASS)	Slot 	1	≤ 1	320	RPM	4890	3912	3260	2445
				(256-384)	Fr	0.0031	0.0066	0.0089	0.0147
					Feed (ipm)	15	26	29	36
	Profile 	≤ 0.5	≤ 1.5	400	RPM	6112	4890	4075	3056
				(320-480)	Fr	0.0031	0.0066	0.0089	0.0147
					Feed (ipm)	19	33	36	45
	HSM 	≤ 0.05	≤ 2	660	RPM	10085	8068	6723	5042
				(528-792)	Fr	0.0069	0.0150	0.0205	0.0343
					Feed (ipm)	70	121	138	173
CARBON, GRAPHITE	Slot 	1	≤ 1	480	RPM	7334	5868	4890	3667
				(384-576)	Fr	0.0040	0.0087	0.0119	0.0199
					Feed (ipm)	29	51	58	73
	Profile 	≤ 0.5	≤ 1.5	600	RPM	9168	7334	6112	4584
				(480-720)	Fr	0.0040	0.0087	0.0119	0.0199
					Feed (ipm)	36	64	73	91
	HSM 	≤ 0.05	≤ 2	990	RPM	15127	12102	10085	7564
				(792-1188)	Fr	0.0092	0.0201	0.0275	0.0459
					Feed (ipm)	139	243	277	347
PLASTICS	Slot 	1	≤ 1	800	RPM	12224	9779	8149	6112
				(640-690)	Fr	0.0040	0.0087	0.0119	0.0200
					Feed (ipm)	49	85	97	122
	Profile 	≤ 0.5	≤ 1.5	1000	RPM	15280	12224	10187	7640
				(800-1200)	Fr	0.0040	0.0087	0.0119	0.0200
					Feed (ipm)	61	106	121	153
	HSM 	≤ 0.05	≤ 2	1650	RPM	25212	20170	16808	12606
				(1320-1980)	Fr	0.0092	0.0201	0.0275	0.0459
					Feed (ipm)	232	405	462	578

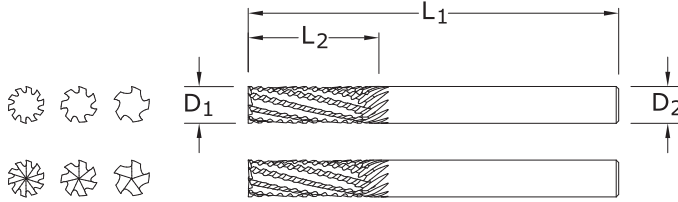
HSM (high speed machining)
 $rpm = Vc \times 3.82 / D_1$
 $ipm = Fr \times rpm$
 adjust parameters based on resin type and fiber structure
 reduce speed when overheating causes melting or damage to resin
 reduce feed if delamination or fraying occur

finish cuts typically required reduced feed and cutting depths
 rates shown are for use without coolant; rates may be increased with coolant
 dust collection is vital when machining dry
 diamond coating will increase tool life in graphite and composite materials
 refer to the SGS Tool Wizard for complete technical information (www.kyocera-sgtool.com)

Coarse Cut Carbon Composite



31M-CCR METRIC SERIES



- Fewer, deeper flutes to prevent clogging in heavy routing
- Unique clearance grind minimizes contact between tool diameter and workpiece eliminating friction
- Left hand flutes engineered to control the fibers within CFRP, preventing excessive fiber breakout
- Excels at trimming and profiling difficult and abrasive fiber filled plastics

mm						EDP NO.					
CUTTING DIA. D ₁	LENGTH OF CUT L ₂	OVERALL LENGTH L ₁	SHANK DIA. D ₂	NO. OF FLUTES	END STYLE	UNCOATED STOCK	Ti-NAMITE-B (TiB ₂) STOCK	DiNAMITE (Diamond) STOCK	UNCOATED STOCK	Ti-NAMITE-B (TiB ₂) STOCK	DiNAMITE (Diamond) STOCK
6,0	25,0	63,0	6,0	5	End Cutting	82974 ●	83200 ■	82982 ●	82974 ●	83200 ■	82982 ●
6,0	25,0	63,0	6,0	5	No End Cutting	82975 ●	83201 ■	82983 ●	82975 ●	83201 ■	82983 ●
8,0	25,0	63,0	8,0	7	End Cutting	82976 ●	83202 ■	82984 ●	82976 ●	83202 ■	82984 ●
8,0	25,0	63,0	8,0	7	No End Cutting	82977 ●	83203 ■	82985 ●	82977 ●	83203 ■	82985 ●
10,0	28,0	63,0	10,0	8	End Cutting	82978 ●	83204 ■	82986 ●	82978 ●	83204 ■	82986 ●
10,0	28,0	63,0	10,0	8	No End Cutting	82979 ●	83205 ■	82987 ●	82979 ●	83205 ■	82987 ●
12,0	38,0	89,0	12,0	10	End Cutting	82980 ●	83206 ■	82988 ●	82980 ●	83206 ■	82988 ●
12,0	38,0	89,0	12,0	10	No End Cutting	82981 ●	83207 ■	82989 ●	82981 ●	83207 ■	82989 ●

TOLERANCES (mm)

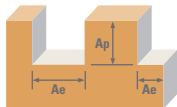
D₁ = +0,00/-0,13
D₂ = h₆

PLASTICS/COMPOSITES

- U.S. Stock Standard
- NOT STOCKED—
Call for Delivery

For patent information visit www.kyocera-sgstool.com/patents

Coarse Cut Carbon Composite



Series 31M Metric	Ae x D1	Ap x D1	Vc (m/min)	Diameter (D1) (mm)					
				6	8	10	12		
CFRP, AFRP (CARBON FIBER, ARAMID FIBER)	Slot 	1	≤ 1	120	RPM	6361	4771	3817	3181
				(96-164)	Fr	0.071	0.170	0.244	0.366
					Feed (mm/min)	450	810	930	1165
	Profile 	≤ 0.5	≤ 1.5	150	RPM	7951	5963	4771	3976
				(120-180)	Fr	0.071	0.170	0.244	0.366
					Feed (mm/min)	563	1013	1163	1456
	HSM 	≤ 0.05	≤ 2	250	RPM	13252	9939	7951	6626
				(200-300)	Fr	0.162	0.388	0.555	0.832
					Feed (mm/min)	2150	3860	4415	5515
GFRP (FIBERGLASS)	Slot 	1	≤ 1	100	RPM	5301	3976	3181	2650
				(80-120)	Fr	0.069	0.165	0.237	0.357
					Feed (mm/min)	365	655	755	945
	Profile 	≤ 0.5	≤ 1.5	120	RPM	6361	4771	3817	3181
				(96-164)	Fr	0.069	0.165	0.237	0.357
					Feed (mm/min)	438	786	906	1134
	HSM 	≤ 0.05	≤ 2	200	RPM	10602	7951	6361	5301
				(160-240)	Fr	0.163	0.390	0.557	0.834
					Feed (mm/min)	1725	3100	3540	4420
CARBON, GRAPHITE	Slot 	1	≤ 1	145	RPM	7686	5765	4612	3843
				(116-174)	Fr	0.095	0.226	0.321	0.483
					Feed (mm/min)	728	1300	1480	1855
	Profile 	≤ 0.5	≤ 1.5	185	RPM	9807	7355	5884	4903
				(148-222)	Fr	0.095	0.226	0.321	0.483
					Feed (mm/min)	929	1659	1888	2367
	HSM 	≤ 0.05	≤ 2	300	RPM	15903	11927	9542	7951
				(240-360)	Fr	0.217	0.517	0.739	1.111
					Feed (mm/min)	3450	6170	7050	8830
PLASTICS	Slot 	1	≤ 1	245	RPM	12987	9740	7792	6494
				(196-294)	Fr	0.094	0.223	0.318	0.477
					Feed (mm/min)	1215	2175	2475	3100
	Profile 	≤ 0.5	≤ 1.5	305	RPM	16168	12126	9701	8084
				(244-366)	Fr	0.094	0.223	0.318	0.477
					Feed (mm/min)	1513	2708	3081	3859
	HSM 	≤ 0.05	≤ 2	505	RPM	26769	20077	16062	13385
				(404-606)	Fr	0.215	0.512	0.731	1.098
					Feed (mm/min)	5760	10280	11745	14700

HSM (high speed machining)
 $rpm = (Vc \times 1000) / (D1 \times 3.14)$
 $mm/min = Fr \times rpm$
 adjust parameters based on resin type and fiber structure
 reduce speed when overheating causes melting or damage to resin
 reduce feed if delamination or fraying occur

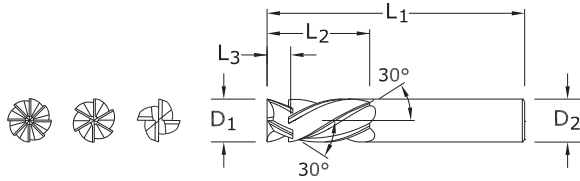
finish cuts typically required reduced feed and cutting depths
 rates shown are for use without coolant; rates may be increased with coolant
 dust collection is vital when machining dry
 diamond coating will increase tool life in graphite and composite materials
 refer to the SGS Tool Wizard for complete technical information (www.kyocera-sgstool.com)

Compression



25

FRACTIONAL SERIES



- Compression-style helixes direct cutting forces inward, eliminating fiber breakout and delamination
- Primary/secondary relief grind for reduced friction and pressure
- Rigid, heavy core

CUTTING DIAMETER D ₁	LENGTH OF CUT L ₂	inch				NO. OF FLUTES	EDP NO.		STOCK
		OVERALL LENGTH L ₁	SHANK DIAMETER D ₂	INTERSECT LENGTH L ₃	UNCOATED		Di-NAMITE (Diamond)		
1/4	1	2-1/2	1/4	11/64	4	72970	72971	●	
5/16	1	2-1/2	5/16	7/32	4	72972	72973	●	
3/8	1-1/8	2-1/2	3/8	17/64	6	72974	72975	●	
1/2	1-1/2	3-1/2	1/2	23/64	8	72976	72977	●	

TOLERANCES (inch)

D₁ = +.000/- .003

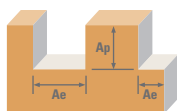
D₂ = h₆

PLASTICS/COMPOSITES

- U.S. Stock Standard
- NOT STOCKED— Call for Delivery

For patent information visit www.kyocera-sgstool.com/patents

Compression



Series	25	Fractional	Ae x D ₁	Ap x D ₁	Vc (sfm)	Diameter (D ₁) (inch)			
						1/4	5/16	3/8	1/2
CFRP, AFRP (CARBON FIBER, ARAMID FIBER)	Profile	≤ 0.5	≤ 1.5	500 (400-600)	RPM	7640	6112	5093	3820
					Fz	0.0016	0.0030	0.0040	0.0048
					Feed (ipm)	49	73	122	147
	HSM	≤ 0.05	≤ 2	825 (660-990)	RPM	12606	10085	8404	6303
					Fz	0.0037	0.0069	0.0092	0.0110
					Feed (ipm)	187	278	464	555
GFRP (FIBERGLASS)	Profile	≤ 0.5	≤ 1.5	400 (320-480)	RPM	6112	4890	4075	3056
					Fz	0.0016	0.0030	0.0040	0.0048
					Feed (ipm)	39	59	98	117
	HSM	≤ 0.05	≤ 2	660 (528-792)	RPM	10085	8068	6723	5042
					Fz	0.0037	0.0069	0.0092	0.0110
					Feed (ipm)	149	223	371	444
CARBON, GRAPHITE	Profile	≤ 0.5	≤ 1.5	600 (480-720)	RPM	9168	7334	6112	4584
					Fz	0.0020	0.0038	0.0050	0.0060
					Feed (ipm)	73	111	183	220
	HSM	≤ 0.05	≤ 2	990 (792-1188)	RPM	15127	12102	10085	7564
					Fz	0.0046	0.0086	0.0115	0.0138
					Feed (ipm)	278	416	696	835
PLASTICS	Profile	≤ 0.5	≤ 1.5	1000 (800-1200)	RPM	15280	12224	10187	7640
					Fz	0.0020	0.0038	0.0050	0.0060
					Feed (ipm)	122	186	306	367
	HSM	≤ 0.05	≤ 2	1650 (1320-1980)	RPM	25212	20170	16808	12606
					Fz	0.0046	0.0086	0.0115	0.0138
					Feed (ipm)	464	694	1160	1392
MACHINABLE CERAMICS MACHINABLE GLASS	Profile	≤ 0.5	≤ 1.5	50 (40-60)	RPM	764	611	509	382
					Fz	0.0008	0.0015	0.0020	0.0024
					Feed (ipm)	2.4	3.7	6.1	7.3
	HSM	≤ 0.05	≤ 2	85 (68-102)	RPM	1299	1039	866	649
					Fz	0.0018	0.0034	0.0046	0.0055
					Feed (ipm)	9.4	14.1	23.9	28.6

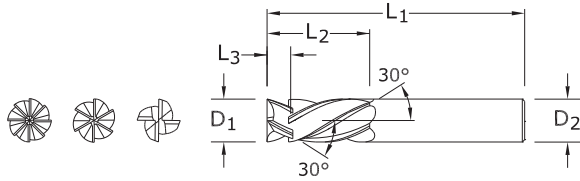
HSM (high speed machining)
 $rpm = Vc \times 3.82 / D_1$
 $ipm = Fz \times \text{number of flutes} \times rpm$
 adjust parameters based on resin type and fiber structure
 reduce speed when overheating causes melting or damage to resin
 reduce feed if delamination or fraying occur

finish cuts typically required reduced feed and cutting depths
 rates shown are for use without coolant; rates may be increased with coolant
 dust collection is vital when machining dry
 diamond coating will increase tool life in graphite and composite materials
 refer to the SGS Tool Wizard for complete technical information (www.kyocera-sgstool.com)

Compression



25M METRIC SERIES



- Compression-style helixes direct cutting forces inward, eliminating fiber breakout and delamination
- Primary/secondary relief grind for reduced friction and pressure
- Rigid, heavy core

CUTTING DIAMETER D ₁	LENGTH OF CUT L ₂	OVERALL LENGTH L ₁	SHANK DIAMETER D ₂	INTERSECT LENGTH L ₃	NO. OF FLUTES	EDP NO.		STOCK
						UNCOATED	Di-NAMITE (Diamond)	
6,0	25,0	63,0	6,0	4,10	4	82990	82991	●
8,0	25,0	63,0	8,0	5,58	4	82992	82993	●
10,0	28,0	63,0	10,0	7,05	6	82994	82995	●
12,0	38,0	89,0	12,0	8,60	8	82996	82997	●

TOLERANCES (mm)

D₁ = +0,00/-0,08

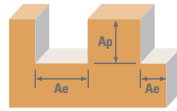
D₂ = h₆

PLASTICS/COMPOSITES

- U.S. Stock Standard
- NOT STOCKED—
Call for Delivery

For patent information visit www.kyocera-sgstool.com/patents

Compression



Series 25M Metric	Ae x D ₁	Ap x D ₁	Vc (m/min)	Diameter (D ₁) (mm)					
				6	8	10	12		
CFRP, AFRP (CARBON FIBER, ARAMID FIBER)	Profile 	≤ 0.5	≤ 1.5	150	RPM	7951	5963	4771	3976
				(96-164)	Fz	0.040	0.065	0.075	0.100
				Feed (mm/min)	1272	1550	2147	3181	
	HSM 	≤ 0.05	≤ 2	250	RPM	13252	9939	7951	6626
				(200-300)	Fz	0.095	0.145	0.175	0.235
				Feed (mm/min)	5036	5765	8349	12457	
GFRP (FIBERGLASS)	Profile 	≤ 0.5	≤ 1.5	120	RPM	6361	4771	3817	3181
				(96-164)	Fz	0.040	0.065	0.075	0.100
				Feed (mm/min)	1018	1240	1717	2544	
	HSM 	≤ 0.05	≤ 2	200	RPM	10602	7951	6361	5301
				(160-240)	Fz	0.095	0.145	0.175	0.235
				Feed (mm/min)	4029	4612	6679	9966	
N CARBON, GRAPHITE	Profile 	≤ 0.5	≤ 1.5	185	RPM	9807	7355	5884	4903
				(148-222)	Fz	0.050	0.080	0.095	0.125
				Feed (mm/min)	1961	2354	3354	4903	
	HSM 	≤ 0.05	≤ 2	300	RPM	15903	11927	9542	7951
				(240-360)	Fz	0.115	0.185	0.220	0.290
				Feed (mm/min)	7315	8826	12595	18447	
PLASTICS	Profile 	≤ 0.5	≤ 1.5	305	RPM	16168	12126	9701	8084
				(244-366)	Fz	0.050	0.080	0.095	0.125
				Feed (mm/min)	3234	3880	5529	8084	
	HSM 	≤ 0.05	≤ 2	505	RPM	26769	20077	16062	13385
				(404-606)	Fz	0.115	0.185	0.220	0.290
				Feed (mm/min)	12314	14857	21201	31052	
MACHINABLE CERAMICS MACHINABLE GLASS	Profile 	≤ 0.5	≤ 1.5	15	RPM	795	596	477	398
				(12-18)	Fz	0.020	0.035	0.045	0.050
				Feed (mm/min)	64	83	129	159	
	HSM 	≤ 0.05	≤ 2	25	RPM	1325	994	795	663
				(20-30)	Fz	0.045	0.075	0.085	0.115
				Feed (mm/min)	239	298	406	610	

HSM (high speed machining)
 $rpm = (Vc \times 1000) / (D_1 \times 3.14)$
 $mm/min = Fz \times \text{number of flutes} \times rpm$
 adjust parameters based on resin type and fiber structure
 reduce speed when overheating causes melting or damage to resin
 reduce feed if delamination or fraying occur

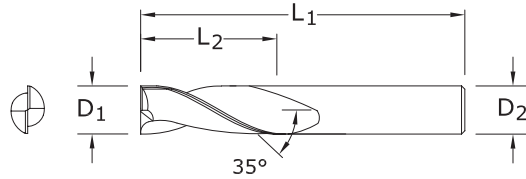
finish cuts typically required reduced feed and cutting depths
 rates shown are for use without coolant; rates may be increased with coolant
 dust collection is vital when machining dry
 diamond coating will increase tool life in graphite and composite materials
 refer to the SGS Tool Wizard for complete technical information (www.kyocera-sgstool.com)

FRACTIONAL Up Cut



21

FRACTIONAL SERIES



CUTTING DIAMETER D_1	LENGTH OF CUT L_2	OVERALL LENGTH L_1	SHANK DIAMETER D_2	EDP NO.		STOCK
				UNCOATED		
1/8	1/2	2	1/4	90001		●
5/32	5/8	2-1/2	1/4	90005		●
3/16	3/4	2-1/2	1/4	90009		●
1/4	3/4	2-1/2	1/4	90013		●
1/4	1	2-1/2	1/4	90017		●
5/16	1	2-1/2	5/16	90021		●
5/16	1	3	1/2	90025		●
3/8	1	2-1/2	3/8	90029		●
3/8	1-1/4	3	1/2	90033		●
1/2	1-1/4	3	1/2	90037		●
1/2	1-1/2	3-1/2	1/2	90041		●
1/2	2	4	1/2	90045		●
5/8	2	4-1/2	5/8	90049		●
3/4	2	4-1/2	3/4	90053		●

TOLERANCES (inch)

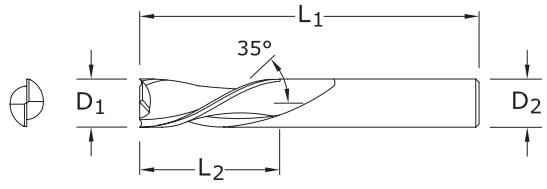
$D_1 = +.000/-0.003$

$D_2 = h_6$

PLASTICS/COMPOSITES

- U.S. Stock Standard
- NOT STOCKED—
Call for Delivery

For patent information
visit www.kyocera-sgstool.com/patents



22

FRACTIONAL SERIES

TOLERANCES (inch)

$D_1 = +.000/-0.003$
 $D_2 = h_6$

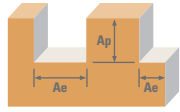
PLASTICS/COMPOSITES









- U.S. Stock Standard
 - NOT STOCKED—
Call for Delivery
- For patent information
visit www.kyocera-sgstool.com/patents

CUTTING DIAMETER D_1	LENGTH OF CUT L_2	OVERALL LENGTH L_1	SHANK DIAMETER D_2	EDP NO.	STOCK
				UNCOATED	
1/8	1/2	2	1/4	91001	●
5/32	5/8	2-1/2	1/4	91005	●
3/16	3/4	2-1/2	1/4	91009	●
1/4	3/4	2-1/2	1/4	91013	●
1/4	1	2-1/2	1/4	91017	●
5/16	1	2-1/2	5/16	91021	●
5/16	1	3	1/2	91025	●
3/8	1	2-1/2	3/8	91029	●
3/8	1-1/4	3	1/2	91033	●
1/2	1-1/4	3	1/2	91037	●
1/2	1-1/2	3-1/2	1/2	91041	●
1/2	2	4	1/2	91045	●
5/8	2	4-1/2	5/8	91049	●
3/4	2	4-1/2	3/4	91053	●

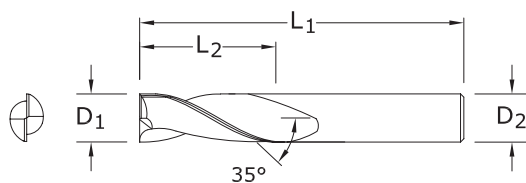
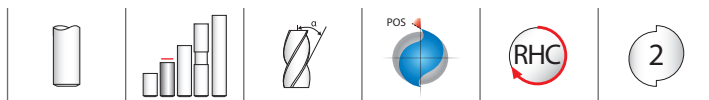
Cannot be supplied with Corner Radius Modifications

Up Cut Down Cut



Series 21, 22 Fractional	Ae x D ₁	Ap x D ₁	Vc (sfm)	Diameter (D ₁) (inch)						
				1/8	1/4	3/8	1/2	3/4		
HARDWOODS	Slot 	1	≤ 1	1550	RPM	47368	23684	15789	11842	7895
				(1240-1860)	Fz	0.0008	0.0015	0.0025	0.0030	0.0045
				Feed (ipm)	76	71	79	71	71	
	Profile 	≤ 0.5	≤ 1.5	1550	RPM	47368	23684	15789	11842	7895
				(1240-1860)	Fz	0.0008	0.0015	0.0025	0.0030	0.0045
				Feed (ipm)	76	71	79	71	71	
SOFTWOODS	Slot 	1	≤ 1	1950	RPM	59592	29796	19864	14898	9932
				(1560-2340)	Fz	0.0010	0.0020	0.0030	0.0035	0.0055
				Feed (ipm)	119	119	119	104	109	
	Profile 	≤ 0.5	≤ 1.5	1950	RPM	59592	29796	19864	14898	9932
				(1560-2340)	Fz	0.0010	0.0020	0.0030	0.0035	0.0055
				Feed (ipm)	119	119	119	104	109	
PLYWOODS	Slot 	1	≤ 1	1950	RPM	59592	29796	19864	14898	9932
				(1560-2340)	Fz	0.0013	0.0025	0.0040	0.0050	0.0075
				Feed (ipm)	155	149	159	149	149	
	Profile 	≤ 0.5	≤ 1.5	1950	RPM	59592	29796	19864	14898	9932
				(1560-2340)	Fz	0.0013	0.0025	0.0040	0.0050	0.0075
				Feed (ipm)	155	149	159	149	149	
N PLASTICS	Slot 	1	≤ 1	1950	RPM	59592	29796	19864	14898	9932
				(1560-2340)	Fz	0.0008	0.0017	0.0025	0.0035	0.0050
				Feed (ipm)	95	101	99	104	99	
	Profile 	≤ 0.5	≤ 1.5	1950	RPM	59592	29796	19864	14898	9932
				(1560-2340)	Fz	0.0008	0.0017	0.0025	0.0035	0.0050
				Feed (ipm)	95	101	99	104	99	

rpm = Vc x 3.82 / D₁
ipm = Fz x 2 x rpm



21M
METRIC SERIES

TOLERANCES (mm)

$D_1 = +0,00/-0,08$

$D_2 = h_6$

PLASTICS/COMPOSITES

- U.S. Stock Standard
- NOT STOCKED—
Call for Delivery

For patent information
visit www.kyocera-sgstool.com/patents

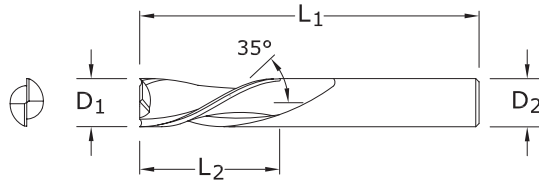
mm				EDP NO.	STOCK
CUTTING DIAMETER D_1	LENGTH OF CUT L_2	OVERALL LENGTH L_1	SHANK DIAMETER D_2	UNCOATED	
3,0	13,0	50,0	6,0	90101	●
4,0	16,0	63,0	6,0	90107	●
5,0	19,0	63,0	6,0	90109	●
6,0	25,0	63,0	6,0	90113	●
8,0	25,0	63,0	8,0	90121	●
10,0	31,0	75,0	10,0	90129	●
12,0	31,0	75,0	12,0	90137	●

METRIC

Down Cut



22M
METRIC SERIES



CUTTING DIAMETER D ₁	LENGTH OF CUT L ₂	OVERALL LENGTH L ₁	SHANK DIAMETER D ₂	EDP NO.	STOCK
				UNCOATED	
3,0	13,0	50,0	6,0	91101	●
4,0	16,0	63,0	6,0	91107	●
5,0	19,0	63,0	6,0	91109	●
6,0	25,0	63,0	6,0	91113	●
8,0	25,0	63,0	8,0	91121	●
10,0	31,0	75,0	10,0	91129	●
12,0	31,0	75,0	12,0	91137	●

Cannot be supplied with Corner Radius Modifications

TOLERANCES (mm)

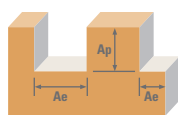
D₁ = +0,00/-0,08

D₂ = h₆

PLASTICS/COMPOSITES

- U.S. Stock Standard
- NOT STOCKED—
Call for Delivery

For patent information
visit www.kyocera-sgstool.com/patents



Series 21M, 22M Metric		Ae x D ₁ Ap x D ₁		V _c (m/min)	Diameter (D ₁) (mm)					
					3	6	10	12	20	
HARDWOODS	Slot 	1	≤ 1	470	RPM	49828	24914	14948	12457	7474
				(376-564)	Fz	0.020	0.040	0.065	0.075	0.115
				Feed (mm/min)	1993	1993	1943	1869	1719	
	Profile 	≤ 0.5	≤ 1.5	470	RPM	49828	24914	8155	4241	1509
				(376-564)	Fz	0.020	0.040	0.065	0.075	0.115
				Feed (mm/min)	1993	1993	1060	636	347	
SOFTWOODS	Slot 	1	≤ 1	600	RPM	63610	31805	19083	15903	9542
				(480-720)	Fz	0.025	0.050	0.075	0.090	0.140
				Feed (mm/min)	3181	3181	2862	2862	2672	
	Profile 	≤ 0.5	≤ 1.5	600	RPM	63610	31805	19083	15903	303467
				(480-720)	Fz	0.025	0.050	0.075	0.090	0.140
				Feed (mm/min)	3181	3181	2862	2862	84971	
PLYWOODS	Slot 	1	≤ 1	600	RPM	63610	31805	19083	15903	9542
				(480-720)	Fz	0.030	0.065	0.100	0.125	0.190
				Feed (mm/min)	3817	4135	3817	3976	3626	
	Profile 	≤ 0.5	≤ 1.5	600	RPM	63610	31805	19083	15903	303467
				(480-720)	Fz	0.030	0.065	0.100	0.125	0.190
				Feed (mm/min)	3817	4135	3817	3976	115318	
N PLASTICS	Slot 	1	≤ 1	600	RPM	63610	31805	19083	15903	9542
				(480-720)	Fz	0.020	0.040	0.065	0.090	0.125
				Feed (mm/min)	2544	2544	2481	2862	2385	
	Profile 	≤ 0.5	≤ 1.5	600	RPM	63610	31805	19083	15903	9542
				(480-720)	Fz	0.020	0.040	0.065	0.090	0.125
				Feed (mm/min)	2544	2544	2481	2862	2385	

rpm = (V_c x 1000) / (D₁ x 3.14)
mm/min = Fz x 2 x rpm

EDP Number Index

EDP NO.	PAGE	EDP NO.	PAGE	EDP NO.	PAGE	EDP NO.	PAGE	EDP NO.	PAGE	EDP NO.	PAGE	EDP NO.	PAGE
30000	181	30104	186	30181	182	30356	173	30470	168	30545	176	30793	176
30001	181	30105	181	30182	182	30357	168	30470	199	30546	177	30794	176
30002	181	30106	186	30183	182	30358	173	30471	172	30547	176	30795	176
30003	181	30107	181	30184	187	30359	168	30472	172	30548	177	30796	176
30004	181	30108	186	30185	187	30360	173	30473	172	30549	176	30797	176
30005	181	30109	181	30186	187	30361	168	30474	172	30550	177	30798	176
30006	181	30110	186	30187	187	30362	173	30475	172	30551	176	30799	176
30007	181	30111	181	30188	187	30363	168	30476	172	30552	177	30800	176
30008	181	30112	186	30189	182	30364	173	30477	172	30553	176	30801	176
30009	181	30113	181	30189	199	30365	168	30478	172	30554	177	30802	176
30010	181	30114	186	30190	187	30366	173	30479	172	30555	176	30803	176
30011	181	30115	181	30190	200	30367	168	30480	172	30556	177	30804	176
30012	182	30116	186	30191	181	30368	173	30481	172	30557	176	30805	176
30013	182	30117	181	30192	181	30369	168	30482	172	30558	177	30806	176
30014	182	30118	186	30193	181	30370	173	30483	172	30559	176	30807	176
30015	182	30119	181	30194	181	30371	168	30484	172	30560	177	30808	176
30016	182	30120	186	30195	181	30372	173	30485	172	30561	176	30809	176
30017	182	30121	181	30196	181	30373	168	30486	172	30562	177	30810	199
30018	182	30122	186	30197	181	30374	173	30487	172	30563	176	30811	176
30019	182	30123	181	30198	181	30375	168	30488	172	30564	177	30812	176
30020	182	30124	186	30199	181	30376	173	30489	172	30565	176	30813	176
30021	182	30125	181	30301	167	30377	167	30490	172	30566	177	30814	176
30022	182	30126	186	30302	172	30378	172	30491	172	30567	176	30815	176
30023	182	30127	181	30303	167	30379	182	30492	173	30568	177	30816	176
30024	182	30128	186	30304	172	30380	182	30493	173	30569	176	30817	176
30025	182	30129	181	30305	167	30381	182	30494	173	30570	177	30818	176
30026	182	30130	186	30306	172	30382	182	30495	173	30571	176	30819	176
30027	182	30131	181	30307	167	30383	182	30496	173	30572	177	30820	176
30028	182	30132	186	30308	172	30384	187	30497	173	30573	176	30821	176
30029	181	30133	181	30309	167	30385	187	30498	173	30574	177	30822	176
30030	182	30134	186	30310	172	30386	187	30499	173	30575	176	30823	176
30030	199	30135	181	30311	167	30387	187	30500	173	30576	177	30824	176
30031	186	30136	186	30312	172	30388	187	30501	176	30577	176	30825	176
30032	186	30137	181	30313	167	30389	168	30502	177	30578	177	30826	176
30033	186	30138	186	30314	172	30389	199	30503	176	30589	199	30827	176
30034	186	30139	181	30315	167	30390	173	30504	177	30590	177	30828	176
30035	186	30140	186	30316	172	30390	200	30505	176	30590	200	30829	176
30036	186	30141	181	30317	167	30397	167	30506	177	30591	173	30830	176
30037	186	30142	186	30318	172	30398	167	30507	176	30592	173	30831	176
30038	186	30143	182	30319	167	30399	167	30508	177	30593	173	30832	176
30039	186	30144	186	30320	172	30400	167	30509	176	30594	173	30833	176
30040	186	30145	182	30321	167	30435	167	30510	177	30595	173	30834	176
30041	186	30146	186	30322	172	30436	167	30511	176	30596	173	30835	176
30042	186	30147	182	30323	167	30437	167	30512	177	30597	173	30836	176
30043	186	30148	187	30324	172	30438	167	30513	176	30598	173	30837	176
30044	186	30149	182	30325	167	30439	167	30514	177	30599	172	30838	176
30045	186	30150	187	30326	172	30440	167	30515	176	30600	173	30839	176
30046	186	30151	182	30327	167	30441	167	30516	177	30600	200	30840	176
30047	186	30152	187	30328	172	30442	167	30517	176	30602	177	30841	176
30048	186	30153	182	30329	167	30443	167	30518	177	30604	177	30842	176
30049	186	30154	187	30330	172	30444	167	30519	176	30606	177	30843	176
30050	186	30155	182	30331	167	30445	167	30520	177	30608	177	30844	176
30051	186	30156	187	30332	172	30446	167	30521	176	30610	177	30845	176
30052	186	30157	182	30333	167	30447	167	30522	177	30612	177	30846	176
30053	186	30158	187	30334	172	30448	167	30523	176	30771	176	30847	176
30054	187	30159	182	30335	167	30449	167	30524	177	30772	176	30848	176
30055	187	30160	187	30336	172	30450	167	30525	176	30773	176	30849	176
30056	187	30161	182	30337	167	30451	167	30526	177	30774	176	30850	199
30057	187	30162	187	30338	172	30452	167	30527	176	30775	176	30851	177
30058	187	30163	182	30339	167	30453	167	30528	177	30776	176	30852	177
30059	187	30164	187	30340	172	30454	167	30529	176	30777	176	30853	177
30060	187	30165	182	30341	167	30455	168	30530	177	30778	176	30854	177
30061	187	30166	187	30342	172	30456	168	30531	176	30779	176	30855	177
30062	187	30167	182	30343	167	30457	168	30532	177	30780	176	30856	177
30063	187	30168	187	30344	173	30458	168	30533	176	30781	176	30857	177
30064	187	30169	182	30345	167	30459	168	30534	177	30782	176	30858	177
30065	187	30170	187	30346	173	30460	168	30535	176	30783	176	30859	177
30066	187	30171	182	30347	167	30461	168	30536	177	30784	176	30860	177
30067	187	30172	187	30348	173	30462	168	30537	176	30785	176	30861	177
30068	187	30173	182	30349	168	30463	168	30538	177	30786	176	30862	177
30069	186	30174	187	30350	173	30464	168	30539	176	30787	176	30863	177
30070	187	30175	182	30351	168	30465	168	30540	177	30788	176	30864	177
30070	200	30176	187	30352	173	30466	168	30541	176	30789	176	30865	177
30101	181	30177	181	30353	168	30467	168	30542	177	30790	176	30866	177
30102	186	30179	182	30354	173	30468	168	30543	176	30791	176	30867	177
30103	181	30180	182	30355	168	30469	167	30544	177	30792	176	30868	177

EDP Number Index

EDP NO.	PAGE	EDP NO.	PAGE	EDP NO.	PAGE	EDP NO.	PAGE	EDP NO.	PAGE	EDP NO.	PAGE	EDP NO.	PAGE
30869	177	31148	177	31247	180	31360	166	31466	188	31554	175	31729	181
30870	177	31149	177	31248	180	31361	166	31467	185	31555	171	31730	181
30871	177	31150	177	31249	180	31362	166	31468	188	31556	175	31731	182
30872	177	31151	177	31250	180	31363	166	31469	185	31557	171	31732	182
30873	177	31152	177	31251	180	31364	166	31470	188	31558	175	31733	182
30874	177	31153	177	31252	180	31365	166	31471	185	31559	171	31734	182
30875	177	31154	177	31253	180	31366	166	31472	188	31560	175	31735	182
30876	177	31155	177	31254	180	31367	166	31473	185	31561	171	31736	182
30877	177	31156	177	31255	180	31368	166	31474	188	31562	175	31737	181
30878	177	31157	177	31256	180	31369	166	31475	185	31563	171	31738	181
30879	177	31158	177	31257	180	31370	166	31476	188	31564	175	31739	181
30880	177	31159	177	31258	180	31401	185	31477	185	31565	171	31740	181
30881	177	31160	177	31259	180	31402	188	31478	188	31566	175	31741	182
30882	177	31161	177	31260	180	31403	185	31479	185	31567	171	31742	182
30883	177	31162	177	31261	180	31404	188	31480	188	31568	175	31743	182
30884	177	31163	177	31262	180	31405	185	31481	185	31569	171	31744	182
30885	177	31164	177	31263	180	31406	188	31481	199	31570	175	31745	182
30886	177	31165	177	31303	166	31407	185	31482	188	31571	171	31746	182
30887	177	31166	177	31304	166	31408	188	31482	200	31572	175	31747	181
30888	177	31167	177	31305	166	31409	185	31489	185	31573	171	31748	181
30889	177	31168	177	31306	166	31410	188	31489	199	31574	175	31749	181
30900	177	31169	177	31307	166	31411	185	31490	188	31575	171	31750	166
30900	200	31169	200	31308	166	31412	188	31490	200	31576	175	31751	166
30902	177	31170	185	31309	166	31413	185	31501	171	31577	171	31752	166
30904	177	31171	185	31310	166	31414	188	31502	175	31578	175	31753	166
30906	177	31172	185	31311	166	31415	185	31503	171	31579	171	31754	166
30908	177	31173	185	31312	166	31416	188	31504	175	31580	175	31755	166
30910	177	31174	185	31313	166	31417	185	31505	171	31581	171	31756	166
30912	177	31175	185	31314	166	31418	188	31506	175	31581	199	31757	166
30914	177	31176	185	31315	166	31419	185	31507	171	31582	175	31758	166
30916	177	31177	185	31316	171	31420	188	31508	175	31582	200	31759	166
30918	177	31178	185	31317	171	31421	185	31509	171	31589	171	31760	166
30920	177	31179	185	31318	171	31422	188	31510	175	31589	199	31761	166
30921	177	31180	185	31319	171	31423	185	31511	171	31590	175	31762	166
30922	177	31181	185	31320	171	31424	188	31512	175	31590	200	31763	181
30923	177	31182	185	31321	171	31425	185	31513	171	31601	180	31764	182
30924	177	31183	185	31322	171	31426	188	31514	175	31603	180	31765	182
30925	177	31184	185	31323	171	31427	185	31515	171	31605	180	31766	182
30926	177	31185	185	31324	171	31428	188	31516	175	31607	180	31767	182
30927	177	31186	185	31325	171	31429	185	31517	171	31609	180	31768	182
30928	177	31187	185	31326	171	31430	188	31518	175	31611	180	31769	182
30929	177	31188	185	31327	171	31431	185	31519	171	31613	180	31770	186
30930	177	31189	185	31328	171	31432	188	31520	175	31615	180	31771	186
30931	177	31190	185	31329	171	31433	185	31521	171	31617	180	31772	186
30932	177	31190	199	31330	171	31434	188	31522	175	31619	180	31773	186
30933	177	31217	188	31331	171	31435	185	31523	171	31621	180	31774	187
30934	177	31217	200	31332	171	31436	188	31524	175	31623	180	31775	187
30935	177	31218	188	31333	171	31437	185	31525	171	31625	180	31776	187
30936	177	31219	188	31334	171	31438	188	31526	175	31650	180	31777	187
30937	177	31220	188	31335	171	31439	185	31527	171	31651	180	31778	187
30938	177	31221	188	31336	171	31440	188	31528	175	31652	180	31779	187
30939	177	31222	188	31336	199	31441	185	31529	171	31653	180	31780	186
30940	177	31223	188	31337	175	31442	188	31530	175	31654	180	31781	186
30941	177	31224	188	31338	175	31443	185	31531	171	31655	180	31782	186
30942	177	31225	188	31339	175	31444	188	31532	175	31656	180	31783	186
30943	177	31226	188	31340	175	31445	185	31533	171	31657	180	31784	187
30944	177	31227	188	31341	175	31446	188	31534	175	31658	180	31785	187
30944	200	31228	188	31342	175	31447	185	31535	171	31659	180	31786	187
31130	177	31229	188	31343	175	31448	188	31536	175	31660	180	31787	187
31131	177	31230	188	31344	175	31449	185	31537	171	31661	180	31788	187
31132	177	31231	188	31345	175	31450	188	31538	175	31662	180	31789	187
31133	177	31232	188	31346	175	31451	185	31539	171	31701	166	31790	186
31134	177	31233	188	31347	175	31452	188	31540	175	31703	166	31791	186
31135	177	31234	188	31348	175	31453	185	31541	171	31705	166	31792	186
31136	177	31235	188	31349	175	31454	188	31542	175	31707	166	31793	186
31137	177	31236	188	31350	175	31455	185	31543	171	31709	166	31794	187
31138	177	31237	188	31351	175	31456	188	31544	175	31711	166	31795	187
31139	177	31238	180	31352	175	31457	185	31545	171	31713	166	31796	187
31140	177	31239	180	31353	175	31458	188	31546	175	31715	166	31797	187
31141	177	31240	180	31354	175	31459	185	31547	171	31717	166	31798	187
31142	177	31241	180	31355	175	31460	188	31548	175	31719	166	31799	187
31143	177	31242	180	31356	175	31461	185	31549	171	31721	166	31800	167
31144	177	31243	180	31357	175	31462	188	31550	175	31723	166	31802	167
31145	177	31244	180	31357	200	31463	185	31551	171	31725	166	31804	167
31146	177	31245	180	31358	166	31464	188	31552	175	31727	181	31806	168
31147	177	31246	180	31359	166	31465	185	31553	171	31728	181	31808	168

EDP Number Index

EDP NO.	PAGE	EDP NO.	PAGE	EDP NO.	PAGE	EDP NO.	PAGE	EDP NO.	PAGE	EDP NO.	PAGE	EDP NO.	PAGE
32719	128	32804	130	33110	187	33350	88	33511	135	34307	134	34665	147
32720	128	32805	130	33111	182	33351	88	33512	135	34308	134	34666	147
32725	128	32806	130	33112	187	33352	88	33513	135	34309	134	34667	147
32726	128	32807	130	33113	182	33353	88	33514	135	34301	154	34668	147
32727	128	32808	130	33114	187	33354	88	33515	135	34502	154	34669	148
32728	128	32809	130	33115	182	33390	134	33516	135	34503	154	34670	148
32729	128	32810	130	33116	187	33391	134	33517	135	34504	154	34671	148
32730	128	32815	129	33117	182	33392	134	33518	135	34505	154	34672	148
32731	128	32816	129	33118	187	33393	134	33519	135	34506	154	34673	148
32732	128	32817	129	33121	181	33394	134	33520	135	34507	154	34674	148
32733	128	32818	129	33122	186	33395	134	33521	135	34508	154	34675	148
32734	128	32819	129	33123	181	33396	134	33522	135	34509	154	34676	148
32735	128	32820	129	33124	186	33397	134	33523	135	34510	154	34677	148
32736	128	32821	129	33125	181	33398	134	33524	135	34511	154	34678	147
32737	128	32822	129	33126	186	33400	134	33525	135	34512	154	34679	147
32738	128	32823	129	33127	182	33401	134	33540	135	34513	154	34680	147
32739	128	32824	129	33128	187	33402	134	33541	135	34514	154	34681	147
32740	128	32825	125	33129	182	33403	134	33542	135	34515	154	34682	147
32741	128	32826	129	33130	187	33404	134	33543	135	34516	154	34683	147
32742	128	32827	129	33131	182	33406	134	33544	135	34517	154	34684	147
32743	128	32828	129	33132	187	33407	134	33547	135	34518	154	34685	147
32744	128	32829	129	33133	182	33408	134	33548	135	34519	154	34686	148
32745	128	32830	126	33134	187	33409	134	33551	135	34520	154	34687	148
32751	129	32831	129	33135	182	33410	134	33552	135	34521	154	34688	148
32752	129	32832	129	33136	187	33411	134	33553	135	34522	154	34689	148
32753	129	32833	129	33137	182	33412	134	33554	135	34523	154	34690	148
32754	129	32834	129	33138	187	33413	134	33555	135	34524	154	34691	148
32755	129	32835	129	33141	181	33415	134	33556	135	34525	154	34692	148
32756	129	32836	129	33142	186	33416	134	33557	135	34526	154	34693	148
32757	129	32837	129	33143	181	33417	134	33558	135	34527	154	34701	124
32758	129	32838	129	33144	186	33418	134	33559	135	34528	154	34702	124
32759	129	32839	129	33301	167	33419	134	33560	135	34529	154	34703	124
32760	129	32840	129	33302	172	33420	134	33561	135	34530	154	34704	124
32761	125	32841	129	33303	167	33421	134	33562	135	34531	154	34705	124
32762	129	32842	129	33304	172	33422	134	33563	135	34532	154	34706	124
32763	129	32843	129	33305	167	33423	134	33564	135	34533	154	34707	124
32764	129	32844	129	33306	172	33424	134	33565	135	34534	154	34708	124
32765	129	32845	129	33307	167	33450	134	34000	116	34534	154	34709	124
32766	126	32846	129	33308	173	33451	134	34001	116	34621	147	34710	124
32767	129	32847	129	33309	168	33452	134	34002	116	34622	147	34711	124
32768	129	32848	129	33310	173	33453	134	34003	116	34623	147	34712	124
32769	129	32849	130	33311	168	33454	134	34004	116	34624	147	34713	124
32770	129	32850	130	33312	173	33455	134	34005	116	34625	147	34714	124
32771	129	32851	130	33313	168	33456	134	34006	116	34626	147	34715	124
32772	129	32852	130	33314	173	33457	134	34007	116	34627	147	34716	124
32773	129	32853	130	33315	168	33458	134	34008	116	34628	147	34717	124
32774	129	32854	130	33316	173	33460	134	34009	116	34630	148	34718	124
32775	129	32855	130	33317	168	33461	134	34010	116	34631	148	34719	124
32776	129	32856	130	33318	173	33462	134	34011	116	34632	148	34720	124
32777	129	32857	130	33321	167	33463	134	34012	116	34633	148	34721	124
32778	129	32858	130	33322	172	33464	134	34013	116	34634	148	34722	124
32779	129	32859	130	33323	167	33466	134	34014	116	34635	148	34723	124
32780	129	32860	130	33324	172	33467	134	34015	116	34636	148	34724	124
32781	129	32861	130	33325	167	33468	134	34016	118	34637	148	34725	124
32782	129	32862	130	33326	172	33469	134	34017	118	34638	148	34726	124
32783	129	32863	130	33327	168	33470	134	34018	118	34640	147	34727	124
32784	129	32864	130	33328	173	33471	134	34019	118	34641	147	34728	124
32785	130	32865	130	33329	168	33472	134	34020	118	34642	147	34729	124
32786	130	32866	130	33330	173	33473	134	34021	118	34643	147	34730	124
32787	130	32867	130	33331	168	33475	134	34022	118	34644	147	34731	124
32788	130	32868	130	33332	173	33476	134	34023	118	34645	147	34732	124
32789	130	32869	130	33333	168	33477	134	34024	118	34646	147	34733	124
32790	130	32870	130	33334	173	33478	134	34025	118	34647	147	34734	124
32791	130	32871	130	33335	168	33479	134	34026	118	34650	148	34735	124
32792	130	32872	130	33336	173	33480	134	34027	118	34651	148	34736	124
32793	130	32873	130	33337	168	33481	134	34028	118	34652	148	34737	124
32794	130	32874	130	33338	173	33482	134	34029	118	34653	148	34738	124
32795	130	33101	181	33341	167	33483	134	34030	118	34654	148	34739	124
32796	130	33102	186	33342	172	33484	134	34031	118	34655	148	34740	124
32797	130	33103	181	33343	167	33500	135	34300	134	34656	148	34741	124
32798	130	33104	186	33344	172	33501	135	34301	134	34657	148	34742	124
32799	130	33105	181	33345	88	33502	135	34302	134	34660	147	34743	124
32800	130	33106	186	33346	88	33503	135	34303	134	34661	147	34744	124
32801	130	33107	182	33347	88	33504	135	34304	134	34662	147	34745	124
32802	130	33108	187	33348	88	33507	135	34305	134	34663	147	34746	124
32803	130	33109	182	33349	88	33508	135	34306	134	34664	147	34747	124

EDP Number Index

EDP NO.	PAGE	EDP NO.	PAGE	EDP NO.	PAGE	EDP NO.	PAGE	EDP NO.	PAGE	EDP NO.	PAGE	EDP NO.	PAGE
34748	124	34870	124	35102	71	35479	197	35623	126	35709	126	36117	194
34749	124	34888	128	35103	71	35480	197	35624	126	35710	126	36118	194
34750	124	34889	128	35104	71	35481	197	35625	126	35711	126	36120	194
34751	124	34894	128	35105	71	35482	197	35626	126	35712	126	36121	194
34752	124	34895	128	35106	72	35483	197	35627	126	35713	126	36122	194
34753	124	34896	128	35107	72	35485	197	35628	126	35714	126	36124	194
34754	124	34916	132	35108	72	35487	197	35629	126	35715	126	36125	194
34771	125	34917	132	35109	72	35489	197	35630	126	35716	126	36126	194
34772	125	34918	132	35110	72	35491	197	35631	127	35717	126	36128	194
34773	125	34919	132	35111	72	35493	197	35632	127	35718	126	36129	194
34774	125	34920	132	35112	71	35495	197	35633	127	35719	126	36130	194
34775	125	34921	132	35113	71	35497	197	35634	127	35720	126	36140	104
34776	125	34922	132	35114	71	35500	197	35635	127	35721	127	36141	104
34777	125	34923	132	35115	71	35501	197	35636	127	35722	127	36142	104
34778	126	34924	132	35116	71	35502	197	35637	127	35723	127	36143	104
34779	126	34925	132	35117	71	35503	197	35638	127	35724	127	36206	192
34780	126	34926	132	35118	71	35504	197	35639	127	35725	127	36207	192
34781	126	34927	132	35119	71	35505	197	35640	127	35726	127	36208	192
34782	126	34928	132	35120	71	35506	197	35641	127	35727	127	36209	192
34783	126	34929	132	35121	71	35507	197	35642	127	35728	127	36210	192
34784	126	34930	132	35122	71	35508	197	35643	127	35729	127	36211	192
34785	127	34931	132	35123	71	35509	197	35644	127	35730	127	36212	192
34786	127	34932	132	35124	71	35510	197	35645	127	35731	127	36213	192
34787	127	34933	132	35125	71	35511	197	35646	127	35732	127	36214	192
34789	127	34934	132	35126	71	35512	197	35647	127	35733	127	36216	192
34790	127	34941	133	35127	73	35513	197	35648	127	35734	127	36217	192
34791	127	34942	133	35128	73	35514	197	35649	127	35735	127	36218	192
34793	125	34943	133	35129	73	35515	197	35650	127	35736	127	36220	192
34794	125	34944	133	35130	73	35515	125	35651	127	35737	127	36221	192
34795	125	34945	133	35131	73	35516	125	35652	127	35738	127	36222	192
34796	125	34946	133	35132	73	35517	125	35653	127	35739	127	36224	192
34797	125	34947	133	35133	73	35518	125	35654	127	35740	127	36225	192
34798	125	34948	133	35134	73	35519	125	35665	125	35741	127	36226	192
34799	125	34949	133	35135	73	35520	125	35666	125	35742	127	36228	192
34800	126	34950	133	35136	73	35521	125	35667	125	35743	127	36229	192
34801	126	34951	133	35137	73	35522	125	35668	125	35744	127	36230	192
34802	126	34952	133	35138	73	35523	125	35669	125	35787	129	36235	129
34803	126	34954	133	35139	73	35524	125	35670	125	35788	129	36236	129
34804	126	34955	133	35140	73	35525	125	35671	125	35789	131	36237	131
34805	126	34956	133	35141	73	35526	125	35672	125	35790	131	36238	131
34806	126	34972	132	35273	196	35527	125	35673	125	35791	129	36239	129
34807	127	34973	132	35275	196	35528	125	35674	125	35792	129	36240	129
34808	127	34974	132	35277	196	35529	125	35675	125	35793	131	36241	131
34809	127	34975	132	35278	196	35530	125	35676	125	35794	131	36242	131
34811	127	34976	132	35279	196	35531	125	35677	125	35795	129	36243	129
34812	127	34977	132	35280	196	35532	125	35678	125	35796	129	36244	129
34813	127	34978	132	35281	196	35533	125	35679	125	35797	131	36245	131
34815	127	34979	132	35282	196	35534	125	35680	125	35798	131	36246	131
34816	127	34980	132	35283	196	35535	125	35681	125	35799	131	36247	131
34817	127	34981	132	35285	196	35536	125	35682	125	35800	131	36248	131
34818	127	34982	132	35287	196	35537	125	35683	125	35801	131	36249	131
34822	124	34983	132	35289	196	35538	125	35684	125	35802	131	36250	131
34823	124	34984	132	35291	196	35539	125	35685	125	35803	130	36251	130
34824	124	34985	132	35293	196	35540	125	35686	125	35804	130	36252	130
34825	124	34986	132	35295	196	35541	125	35687	125	35805	131	36253	131
34826	124	34987	132	35297	196	35542	125	35688	125	35806	131	36254	131
34827	124	34988	132	35300	196	35543	126	35689	125	35809	130	36257	130
34828	124	34989	132	35301	196	35544	126	35690	125	35810	130	36258	130
34830	124	34990	132	35302	196	35545	126	35691	125	35811	130	36259	130
34831	124	35005	133	35303	196	35546	126	35692	125	35812	130	36260	130
34832	124	35006	133	35304	196	35547	126	35693	126	35813	131	36261	131
34833	124	35007	133	35305	196	35548	126	35694	126	35814	131	36262	131
34834	124	35008	133	35306	196	35549	126	35695	126	35815	131	36263	131
34835	124	35009	133	35307	196	35550	126	35696	126	35816	131	36264	131
34857	124	35010	133	35308	196	35551	126	35697	126	35817	131	36265	131
34858	124	35011	133	35309	196	35552	126	35698	126	35818	131	36266	131
34859	124	35012	133	35310	196	35553	126	35699	126	36106	194	36344	45
34860	124	35013	133	35311	196	35554	126	35700	126	36107	194	36345	45
34861	124	35014	133	35312	196	35555	126	35701	126	36108	194	36346	45
34862	124	35015	133	35313	196	35556	126	35702	126	36109	194	36347	45
34863	124	35016	133	35314	196	35557	126	35703	126	36110	194	36348	45
34865	124	35018	133	35315	196	35558	126	35704	126	36111	194	36349	45
34866	124	35019	133	35473	197	35559	126	35705	126	36112	194	36350	45
34867	124	35020	133	35475	197	35560	126	35706	126	36113	194	36351	45
34868	124	35100	71	35477	197	35561	126	35707	126	36114	194	36352	45
34869	124	35101	71	35478	197	35562	126	35708	126	36116	194	36353	45

EDP Number Index

EDP NO.	PAGE	EDP NO.	PAGE	EDP NO.	PAGE	EDP NO.	PAGE	EDP NO.	PAGE	EDP NO.	PAGE	EDP NO.	PAGE
36354	45	36509	44	36633	80	36828	43	37040	25	37116	24	37202	24
36355	45	36511	44	36634	80	36829	43	37041	25	37117	26	37203	26
36356	45	36513	44	36635	80	36830	43	37042	24	37118	26	37204	26
36357	45	36515	44	36636	80	36846	45	37043	25	37119	26	37205	26
36358	45	36517	44	36637	80	36847	45	37044	25	37120	26	37206	24
36359	45	36519	44	36638	80	36848	45	37045	25	37121	26	37207	26
36361	45	36520	44	36639	80	36849	45	37046	25	37122	26	37208	26
36370	32	36530	43	36640	80	36850	45	37047	25	37123	24	37209	26
36371	32	36531	43	36641	80	36851	32	37048	24	37124	26	37210	24
36372	32	36532	43	36701	32	36852	32	37049	25	37125	26	37211	26
36373	32	36533	43	36702	32	36853	32	37050	25	37126	26	37212	26
36374	32	36534	43	36704	33	36854	32	37051	25	37127	26	37213	26
36375	32	36535	43	36706	33	36855	32	37052	25	37128	26	37214	24
36376	32	36536	43	36707	33	36856	32	37053	25	37129	26	37215	26
36378	33	36537	43	36709	33	36857	33	37054	24	37130	24	37216	26
36380	33	36538	43	36710	33	36858	33	37055	25	37131	26	37217	26
36381	33	36539	45	36711	33	36859	33	37056	25	37132	26	37218	24
36383	33	36540	45	36712	33	36860	33	37057	25	37133	26	37219	26
36384	33	36541	45	36713	33	36861	33	37058	25	37134	26	37220	26
36385	33	36542	45	36714	33	36862	33	37059	25	37135	26	37221	26
36386	33	36543	45	36715	33	36863	33	37060	24	37136	26	37260	24
36387	33	36544	45	36716	33	36864	32	37061	25	37137	24	37261	25
36388	33	36545	45	36717	33	36865	33	37062	25	37138	26	37262	25
36389	33	36546	45	36718	33	36866	33	37063	25	37139	26	37263	25
36390	33	36547	45	36719	33	36867	33	37064	25	37140	26	37264	25
36391	33	36555	52	36722	32	36868	33	37065	25	37141	26	37265	25
36392	33	36556	52	36723	32	36869	33	37066	26	37142	26	37266	26
36393	33	36557	52	36724	32	36870	33	37067	24	37143	26	37267	24
36404	43	36558	52	36725	32	36871	33	37068	25	37144	24	37268	26
36406	43	36559	52	36727	32	36872	32	37069	25	37145	26	37269	26
36408	43	36560	52	36729	33	36873	32	37070	25	37146	26	37270	26
36410	43	36561	52	36731	33	36874	32	37071	25	37147	26	37271	26
36416	43	36570	52	36733	33	36875	32	37072	25	37148	26	37272	26
36418	43	36571	52	36736	32	36876	32	37073	26	37149	26	37273	26
36420	43	36572	52	36738	32	36877	32	37074	24	37150	26	37274	24
36422	43	36573	52	36740	33	36878	32	37075	26	37151	24	37275	26
36424	43	36574	52	36742	33	37000	24	37076	26	37152	26	37276	26
36426	43	36575	52	36744	33	37001	25	37077	26	37153	26	37277	26
36428	43	36576	52	36780	56	37002	24	37078	26	37154	26	37278	26
36430	43	36577	52	36781	56	37003	25	37079	26	37155	26	37279	26
36432	43	36578	52	36782	56	37004	24	37080	26	37156	26	37280	26
36436	43	36590	45	36783	56	37005	25	37081	24	37157	26	37281	24
36440	43	36591	45	36784	56	37006	24	37082	26	37159	24	37282	26
36442	43	36592	45	36785	56	37007	25	37083	26	37160	25	37283	26
36444	43	36596	43	36786	56	37008	24	37084	26	37161	25	37284	26
36447	34	36597	43	36787	56	37009	25	37085	26	37162	25	37285	26
36448	34	36598	43	36788	56	37010	25	37086	26	37163	25	37286	26
36449	34	36599	32	36789	56	37011	24	37087	26	37164	25	37287	26
36450	34	36600	32	36790	56	37012	25	37088	24	37165	25	37288	24
36452	34	36601	32	36791	56	37013	25	37089	26	37166	25	37289	26
36453	34	36602	33	36792	56	37014	24	37090	26	37167	25	37290	26
36454	34	36603	33	36793	56	37015	25	37091	26	37168	24	37291	26
36456	34	36604	33	36804	33	37016	24	37092	26	37169	24	37292	26
36457	34	36605	33	36805	33	37017	25	37093	26	37170	24	37293	26
36458	34	36610	33	36806	33	37018	24	37094	26	37180	24	37294	26
36460	34	36611	33	36807	33	37019	25	37095	24	37181	25	37295	24
36462	34	36612	33	36808	33	37020	25	37096	26	37182	24	37296	26
36463	34	36613	33	36809	33	37021	24	37097	26	37183	25	37297	26
36464	34	36614	33	36810	33	37022	25	37098	26	37184	24	37298	26
36466	34	36615	33	36811	33	37023	25	37099	26	37185	25	37299	26
36468	34	36616	52	36812	33	37024	24	37100	26	37186	25	37300	26
36469	34	36617	52	36813	33	37025	25	37101	26	37187	24	37301	26
36470	34	36618	52	36814	33	37026	25	37102	24	37188	25	37302	24
36472	34	36620	80	36815	33	37027	25	37103	26	37189	25	37303	26
36474	34	36621	80	36816	33	37028	25	37104	26	37190	24	37304	26
36475	34	36622	80	36817	33	37029	25	37105	26	37191	25	37305	26
36480	35	36623	80	36818	33	37030	24	37106	26	37192	25	37306	26
36482	35	36624	80	36819	33	37031	25	37107	26	37193	25	37307	26
36486	35	36625	80	36820	33	37032	25	37108	26	37194	24	37308	26
36500	35	36626	80	36821	33	37033	25	37109	24	37195	25	38001	183
36502	35	36627	80	36822	33	37034	25	37110	26	37196	25	38002	183
36504	35	36628	80	36823	33	37035	25	37111	26	37197	25	38003	183
36505	44	36629	80	36824	33	37036	24	37112	26	37198	24	38004	183
36506	44	36630	80	36825	33	37037	25	37113	26	37199	26	38009	183
36507	44	36631	80	36826	43	37038	25	37114	26	37200	26	38010	183
36508	44	36632	80	36827	43	37039	25	37115	26	37201	26	38011	183

EDP Number Index

EDP NO.	PAGE	EDP NO.	PAGE	EDP NO.	PAGE	EDP NO.	PAGE	EDP NO.	PAGE	EDP NO.	PAGE	EDP NO.	PAGE
38012.....	183	38114.....	184	38190.....	184	38298.....	170	38374.....	170	39027.....	181	39120.....	186
38013.....	183	38115.....	183	38191.....	184	38299.....	170	38375.....	170	39028.....	186	39121.....	181
38014.....	183	38116.....	183	38192.....	184	38300.....	170	38376.....	170	39029.....	181	39122.....	186
38019.....	183	38117.....	183	38193.....	184	38301.....	170	38377.....	170	39030.....	186	39123.....	181
38020.....	183	38118.....	183	38194.....	184	38302.....	170	38378.....	170	39031.....	181	39124.....	186
38021.....	183	38119.....	183	38195.....	184	38303.....	170	38379.....	170	39032.....	186	39125.....	181
38022.....	183	38120.....	183	38196.....	184	38304.....	170	38380.....	170	39033.....	181	39126.....	186
38023.....	183	38121.....	183	38197.....	184	38305.....	170	38381.....	170	39034.....	186	39127.....	181
38024.....	183	38122.....	183	38198.....	184	38306.....	170	38382.....	170	39035.....	181	39128.....	186
38025.....	183	38123.....	183	38201.....	170	38307.....	170	38383.....	170	39036.....	186	39129.....	181
38026.....	183	38124.....	183	38202.....	170	38308.....	170	38384.....	170	39037.....	181	39130.....	186
38031.....	183	38125.....	183	38203.....	170	38309.....	170	38385.....	170	39038.....	186	39131.....	181
38032.....	183	38126.....	183	38204.....	170	38310.....	170	38386.....	170	39039.....	181	39132.....	186
38033.....	183	38127.....	183	38209.....	170	38311.....	170	38387.....	170	39040.....	186	39133.....	181
38034.....	183	38128.....	183	38210.....	170	38312.....	170	38388.....	170	39041.....	181	39134.....	186
38035.....	183	38129.....	183	38211.....	170	38313.....	170	38389.....	170	39042.....	186	39135.....	181
38036.....	183	38130.....	183	38212.....	170	38314.....	170	38390.....	170	39043.....	182	39136.....	186
38037.....	183	38131.....	183	38213.....	170	38315.....	170	38391.....	170	39044.....	186	39137.....	181
38038.....	183	38132.....	183	38214.....	170	38316.....	170	38392.....	170	39045.....	182	39138.....	186
38045.....	183	38133.....	183	38219.....	170	38317.....	170	38393.....	170	39046.....	186	39139.....	181
38046.....	183	38134.....	183	38220.....	170	38318.....	170	38394.....	170	39047.....	182	39140.....	186
38047.....	183	38135.....	183	38221.....	170	38319.....	170	38395.....	170	39048.....	187	39141.....	181
38048.....	183	38136.....	183	38222.....	170	38320.....	170	38396.....	170	39049.....	182	39142.....	186
38049.....	183	38137.....	183	38223.....	170	38321.....	170	38397.....	170	39050.....	187	39143.....	182
38050.....	183	38138.....	183	38224.....	170	38322.....	170	38398.....	170	39051.....	187	39144.....	186
38051.....	183	38139.....	183	38225.....	170	38323.....	170	38490.....	35	39052.....	187	39145.....	182
38052.....	183	38140.....	183	38226.....	170	38324.....	170	38492.....	35	39053.....	182	39146.....	186
38059.....	183	38141.....	183	38231.....	170	38325.....	170	38496.....	35	39054.....	187	39147.....	182
38060.....	183	38142.....	183	38232.....	170	38326.....	170	38504.....	24	39055.....	182	39148.....	187
38061.....	183	38143.....	183	38233.....	170	38327.....	170	38506.....	24	39056.....	187	39149.....	182
38062.....	183	38144.....	183	38234.....	170	38328.....	170	38507.....	24	39057.....	182	39150.....	187
38063.....	183	38145.....	184	38235.....	170	38329.....	170	38512.....	24	39058.....	187	39151.....	182
38064.....	183	38146.....	184	38236.....	170	38330.....	170	38513.....	24	39059.....	182	39152.....	187
38065.....	183	38147.....	184	38237.....	170	38331.....	170	38514.....	24	39060.....	187	39153.....	182
38066.....	183	38148.....	184	38238.....	170	38332.....	170	38515.....	24	39061.....	182	39154.....	187
38067.....	183	38149.....	184	38245.....	170	38333.....	170	38517.....	24	39062.....	187	39155.....	182
38068.....	183	38150.....	184	38246.....	170	38334.....	170	38528.....	25	39063.....	182	39156.....	187
38073.....	183	38151.....	184	38247.....	170	38335.....	170	38530.....	25	39064.....	187	39157.....	182
38074.....	183	38152.....	184	38248.....	170	38336.....	170	38532.....	25	39065.....	182	39158.....	187
38075.....	183	38153.....	184	38249.....	170	38337.....	170	38539.....	25	39066.....	187	39159.....	182
38076.....	183	38154.....	184	38250.....	170	38338.....	170	38578.....	25	39067.....	182	39160.....	187
38077.....	183	38155.....	184	38251.....	170	38339.....	170	38579.....	25	39068.....	187	39161.....	182
38078.....	183	38156.....	184	38252.....	170	38340.....	170	38580.....	25	39069.....	182	39162.....	187
38079.....	183	38157.....	183	38259.....	170	38341.....	170	38583.....	25	39070.....	187	39163.....	182
38080.....	183	38158.....	183	38260.....	170	38342.....	170	38584.....	25	39071.....	182	39164.....	187
38081.....	183	38159.....	183	38261.....	170	38343.....	170	38585.....	25	39072.....	187	39165.....	182
38082.....	183	38160.....	183	38262.....	170	38344.....	170	38591.....	25	39073.....	182	39166.....	187
38083.....	183	38161.....	183	38263.....	170	38345.....	170	38599.....	26	39074.....	187	39167.....	182
38084.....	183	38162.....	183	38264.....	170	38346.....	170	38608.....	26	39075.....	182	39168.....	187
38087.....	183	38163.....	183	38265.....	170	38347.....	170	38617.....	26	39076.....	187	39169.....	182
38088.....	183	38164.....	183	38266.....	170	38348.....	170	39001.....	181	39077.....	181	39170.....	187
38089.....	183	38165.....	183	38267.....	170	38349.....	170	39002.....	186	39078.....	186	39171.....	182
38090.....	183	38166.....	183	38268.....	170	38350.....	170	39003.....	181	39089.....	182	39172.....	187
38091.....	184	38167.....	183	38273.....	170	38351.....	170	39004.....	186	39089.....	199	39173.....	182
38092.....	184	38168.....	183	38274.....	170	38352.....	170	39005.....	181	39090.....	187	39174.....	187
38093.....	184	38169.....	183	38275.....	170	38353.....	170	39006.....	186	39090.....	200	39175.....	182
38094.....	184	38170.....	183	38276.....	170	38354.....	170	39007.....	181	39101.....	181	39176.....	187
38095.....	184	38171.....	183	38277.....	170	38355.....	170	39008.....	186	39102.....	186	39177.....	181
38096.....	184	38172.....	183	38278.....	170	38356.....	170	39009.....	181	39103.....	181	39178.....	186
38097.....	184	38173.....	183	38279.....	170	38357.....	170	39010.....	186	39104.....	186	39189.....	182
38098.....	184	38174.....	183	38280.....	170	38358.....	170	39011.....	181	39105.....	181	39189.....	199
38099.....	184	38175.....	183	38281.....	170	38359.....	170	39012.....	186	39106.....	186	39190.....	187
38100.....	184	38176.....	183	38282.....	170	38360.....	170	39013.....	181	39107.....	181	39301.....	167
38101.....	184	38177.....	183	38283.....	170	38361.....	170	39014.....	186	39108.....	186	39302.....	172
38102.....	184	38178.....	183	38284.....	170	38362.....	170	39015.....	181	39109.....	181	39303.....	167
38103.....	184	38179.....	183	38287.....	170	38363.....	170	39016.....	186	39109.....	200	39304.....	172
38104.....	184	38180.....	183	38288.....	170	38364.....	170	39017.....	181	39110.....	186	39305.....	167
38105.....	184	38181.....	183	38289.....	170	38365.....	170	39018.....	186	39111.....	181	39306.....	172
38106.....	184	38182.....	183	38290.....	170	38366.....	170	39019.....	181	39112.....	186	39307.....	167
38107.....	184	38183.....	183	38291.....	170	38367.....	170	39020.....	186	39113.....	181	39308.....	172
38108.....	184	38184.....	183	38292.....	170	38368.....	170	39021.....	181	39114.....	186	39309.....	167
38109.....	184	38185.....	183	38293.....	170	38369.....	170	39022.....	186	39115.....	181	39310.....	172
38110.....	184	38186.....	183	38294.....	170	38370.....	170	39023.....	181	39116.....	186	39311.....	167
38111.....	184	38187.....	184	38295.....	170	38371.....	170	39024.....	186	39117.....	181	39312.....	172
38112.....	184	38188.....	184	38296.....	170	38372.....	170	39025.....	181	39118.....	186	39313.....	167
38113.....	184	38189.....	184	38297.....	170	38373.....	170	39026.....	186	39119.....	181	39314.....	172

EDP Number Index

EDP NO.	PAGE	EDP NO.	PAGE	EDP NO.	PAGE	EDP NO.	PAGE	EDP NO.	PAGE	EDP NO.	PAGE	EDP NO.	PAGE
39315	167	39509	167	39603	185	39686	175	40039	212	40370	205	41454	215
39316	172	39510	172	39604	188	39687	171	40105	211	40373	202	41457	213
39317	167	39511	167	39605	185	39688	175	40106	214	40374	205	41458	215
39318	172	39512	172	39606	188	39689	171	40109	211	40377	202	41461	213
39319	167	39513	167	39607	185	39690	175	40110	214	40378	205	41462	215
39320	172	39514	172	39608	188	39691	171	40113	211	40381	202	41465	213
39321	167	39515	167	39609	185	39691	199	40114	214	40382	205	41466	215
39322	172	39516	172	39610	188	39692	175	40117	211	40385	202	41505	204
39323	167	39517	167	39611	185	39692	200	40118	214	40386	205	41506	207
39324	172	39518	172	39612	188	39701	176	40121	211	40505	208	41509	204
39325	167	39519	167	39613	185	39703	176	40122	214	40506	209	41510	207
39326	172	39520	172	39614	188	39705	176	40125	211	40509	208	41513	204
39327	167	39521	167	39615	185	39707	176	40126	214	40510	209	41514	207
39328	172	39522	172	39616	188	39709	176	40129	211	40513	208	41517	204
39329	167	39523	167	39617	185	39711	176	40130	214	40514	209	41518	207
39330	172	39524	172	39618	188	39713	176	40133	211	40517	208	41521	204
39331	167	39525	167	39619	185	39715	176	40134	214	40518	209	41522	207
39332	172	39526	172	39620	188	39717	176	40137	211	40521	208	41525	204
39333	167	39527	167	39621	185	39719	176	40138	214	40522	209	41526	207
39334	172	39528	172	39622	188	39721	176	40141	211	40525	208	41529	204
39335	167	39529	167	39623	185	39723	176	40142	214	40526	209	41530	207
39336	172	39530	172	39624	188	39725	176	40145	211	40529	208	41533	204
39337	167	39531	167	39625	185	39727	176	40146	214	40530	209	41534	207
39338	172	39532	172	39626	188	39729	176	40149	211	40533	208	41537	204
39339	167	39533	167	39627	185	39731	176	40150	214	40534	209	41538	207
39340	172	39534	172	39628	188	39733	176	40153	211	40537	208	41541	204
39341	167	39535	167	39629	185	39735	176	40154	214	40538	209	41542	207
39342	172	39536	172	39630	188	39737	176	40157	211	40541	208	41545	204
39343	167	39537	167	39631	185	39739	176	40158	214	40542	209	41546	207
39344	173	39538	172	39632	188	39741	176	40161	211	40545	208	41549	204
39345	167	39539	167	39633	185	39743	176	40162	214	40546	209	41550	207
39346	173	39540	172	39634	188	39745	176	40165	210	40549	208	41553	204
39347	167	39541	167	39635	185	39747	176	40166	214	40550	209	41554	207
39348	173	39542	172	39636	188	39749	176	40169	211	40553	208	41557	204
39349	168	39543	167	39637	185	39751	176	40170	214	40554	209	41558	207
39350	173	39544	173	39638	188	39753	176	40173	211	40557	208	41561	204
39351	168	39545	167	39639	185	39755	176	40174	214	40558	209	41562	207
39352	173	39546	173	39640	188	39757	176	40177	211	40561	208	41565	204
39353	168	39547	167	39641	185	39759	176	40178	214	40562	209	41566	207
39354	173	39548	173	39641	199	39760	175	40181	211	40565	208	41605	210
39355	168	39549	168	39642	188	39761	176	40182	214	40566	209	41609	210
39356	173	39550	173	39642	200	39763	176	40185	211	40569	208	41613	210
39357	168	39551	168	39651	171	39765	176	40186	214	40570	209	41617	210
39358	173	39552	173	39652	175	39767	176	40305	202	40573	208	41621	210
39359	168	39553	168	39653	171	39769	176	40306	205	40574	209	41625	210
39360	173	39554	173	39654	175	39771	176	40309	202	40577	208	41629	210
39361	168	39555	168	39655	171	39773	176	40310	205	40578	209	41633	210
39362	173	39556	173	39656	175	39775	176	40313	202	40581	208	41637	210
39363	168	39557	168	39657	171	39777	176	40314	205	40582	209	41641	210
39364	173	39558	173	39658	175	39789	199	40317	202	40585	208	41645	210
39365	168	39559	168	39659	171	40000	212	40318	205	40586	209	41649	210
39366	173	39560	173	39660	175	40001	212	40321	202	41405	213	41653	210
39367	168	39561	168	39661	171	40003	212	40322	205	41406	215	41657	210
39368	173	39562	173	39662	175	40004	212	40325	202	41409	213	41661	210
39369	168	39563	168	39663	171	40005	212	40326	205	41410	215	41665	211
39370	173	39564	173	39664	175	40007	212	40329	202	41413	213	41705	201
39371	168	39565	168	39665	171	40009	212	40330	205	41414	215	41709	201
39372	173	39566	173	39666	175	40010	212	40333	202	41417	213	41713	201
39373	168	39567	168	39667	171	40011	212	40334	205	41418	215	41717	201
39374	173	39568	173	39668	175	40012	212	40337	202	41421	213	41721	201
39375	168	39569	168	39669	171	40015	212	40338	205	41422	215	41725	201
39376	173	39570	173	39671	171	40016	212	40341	202	41425	213	41729	201
39377	167	39571	168	39672	175	40017	212	40342	205	41426	215	41733	201
39378	172	39572	173	39673	171	40019	212	40345	202	41429	213	41737	201
39389	168	39573	168	39674	175	40020	212	40346	205	41430	215	41741	201
39389	199	39574	173	39675	171	40021	212	40349	202	41433	213	41745	201
39390	173	39575	168	39676	175	40023	212	40350	205	41434	215	41749	201
39390	200	39576	173	39677	171	40024	212	40353	202	41437	213	41753	201
39501	167	39577	167	39678	175	40025	212	40354	205	41438	215	41757	201
39502	172	39578	172	39679	171	40028	212	40357	202	41441	213	41761	201
39503	167	39589	168	39680	175	40030	212	40358	205	41442	215	41765	201
39504	172	39589	199	39681	171	40031	212	40361	202	41445	213	42606	64
39505	167	39590	173	39682	175	40032	212	40362	205	41446	215	42607	64
39506	172	39590	200	39683	171	40035	212	40365	202	41449	213	42608	64
39507	167	39601	185	39684	175	40037	212	40366	205	41450	215	42609	64
39508	172	39602	188	39685	171	40038	212	40369	202	41453	213	42610	64

EDP Number Index

EDP NO.	PAGE	EDP NO.	PAGE	EDP NO.	PAGE	EDP NO.	PAGE	EDP NO.	PAGE	EDP NO.	PAGE	EDP NO.	PAGE
42611	64	42702	66	43345	202	43901	206	44537	156	44629	122	44763	122
42612	64	42703	66	43346	205	43902	206	44538	156	44630	122	44764	122
42613	64	42704	66	43355	202	43903	206	44541	156	44631	122	44765	122
42614	64	42705	66	43356	205	43904	206	44542	156	44634	122	44766	122
42615	64	42706	141	43365	202	43905	206	44545	156	44635	122	44767	122
42616	64	42707	141	43366	205	43906	206	44546	156	44636	122	44768	122
42617	64	42708	141	43375	202	43907	206	44550	150	44637	122	44769	142
42618	64	42709	141	43376	205	43908	206	44551	150	44638	122	44770	142
42619	64	42710	141	43385	202	43909	206	44552	150	44639	122	44771	142
42620	64	42711	141	43386	205	43910	203	44553	150	44641	122	44772	142
42621	64	42712	54	43395	202	43911	203	44554	150	44642	122	44773	142
42622	64	42713	54	43396	205	43912	203	44555	150	44643	122	44774	142
42623	64	42714	54	43445	91	43913	203	44556	150	44645	120	44775	142
42624	64	42715	54	43446	91	43914	203	44557	150	44646	120	44776	142
42625	64	42716	54	43447	91	43915	203	44558	150	44647	120	44777	142
42626	64	42717	54	43448	91	43916	203	44559	150	44648	120	44778	142
42627	64	42718	38	43449	91	43917	203	44560	150	44649	120	44779	142
42628	66	42719	38	43450	91	43918	203	44561	151	44650	120	44780	142
42630	65	42721	38	43451	91	43919	203	44562	151	44652	120	44781	142
42631	65	42722	38	43452	91	43920	203	44563	151	44653	120	44782	142
42632	66	42723	38	43453	91	43921	203	44564	151	44654	120	44783	142
42633	66	42731	39	43470	91	43922	203	44565	151	44685	120	44784	142
42648	66	42732	39	43471	91	43923	203	44566	151	44686	120	44785	142
42649	66	42733	39	43472	91	43924	203	44570	152	44687	120	44786	142
42650	66	42734	39	43473	91	43925	203	44571	152	44688	120	44787	142
42651	66	42735	39	43474	91	43926	203	44572	152	44689	120	44788	142
42652	66	42736	39	43475	91	43927	203	44573	152	44690	120	44789	142
42653	66	42737	39	43476	91	43928	203	44574	152	44691	120	44790	142
42654	66	42738	39	43477	91	43929	203	44575	152	44692	120	44791	142
42655	66	42739	39	43478	91	43930	203	44576	152	44693	120	44792	142
42656	66	42750	67	43479	91	43931	203	44577	152	44694	120	44793	142
42657	66	42751	67	43480	91	43932	203	44578	152	44695	120	44794	142
42658	66	42752	67	43481	91	43933	203	44579	152	44696	120	44795	142
42659	66	42753	67	43482	91	43934	203	44580	152	44701	137	44796	142
42660	65	42754	67	43483	91	43935	203	44581	152	44702	137	44797	142
42661	65	42755	67	43484	91	43936	203	44582	152	44703	137	44798	142
42662	65	43101	211	43485	91	43937	203	44583	152	44705	137	44799	142
42663	65	43102	214	43486	91	43938	203	44584	152	44708	137	44800	142
42664	65	43103	211	43487	91	43939	203	44585	152	44711	137	44801	142
42665	65	43104	214	43488	91	43950	203	44586	152	44714	137	44802	142
42666	65	43105	211	43489	91	43951	203	44587	150	44715	137	44803	142
42667	65	43106	214	43490	91	43952	203	44588	150	44716	137	44804	142
42668	65	43107	211	43491	91	43953	203	44589	150	44717	137	44805	142
42669	65	43108	214	43492	91	43954	203	44590	150	44719	137	44806	142
42670	65	43115	211	43493	91	43955	203	44591	150	44722	137	44807	142
42671	65	43116	214	43494	91	43956	203	44592	150	44725	137	44808	142
42672	65	43125	211	43495	91	43957	203	44593	150	44728	137	44809	120
42673	65	43126	214	43496	91	43958	203	44594	150	44731	137	44810	120
42674	65	43135	211	43497	91	43959	203	44595	150	44732	138	44811	120
42675	65	43136	214	43501	208	44299	145	44596	150	44733	138	44814	138
42676	65	43145	211	43502	209	44300	145	44597	150	44734	138	44815	138
42677	65	43146	214	43503	208	44301	145	44598	152	44735	138	44816	138
42678	65	43155	211	43504	209	44302	145	44599	152	44736	138	44817	138
42679	65	43156	214	43505	208	44303	145	44600	152	44737	138	44818	138
42680	65	43165	211	43506	209	44304	145	44601	152	44738	142	44819	138
42681	65	43166	214	43507	208	44305	145	44602	152	44739	142	44820	138
42682	65	43175	211	43508	209	44306	145	44603	152	44740	142	44821	138
42683	65	43176	214	43515	208	44307	145	44604	152	44741	142	44822	138
42684	65	43185	211	43516	209	44308	145	44605	152	44745	122	44823	138
42685	65	43186	214	43525	208	44309	145	44606	152	44746	122	44824	138
42686	65	43195	211	43526	209	44505	156	44607	152	44747	122	44826	138
42687	65	43196	214	43535	208	44506	156	44608	152	44748	122	44827	138
42688	65	43301	202	43536	209	44509	156	44609	151	44749	122	44828	138
42689	65	43302	205	43545	208	44510	156	44610	151	44750	122	44829	138
42690	66	43303	202	43546	209	44513	156	44611	151	44751	122	44830	138
42691	66	43304	205	43555	208	44514	156	44612	151	44752	122	44831	138
42692	66	43305	202	43556	209	44517	156	44613	151	44753	122	44832	142
42693	66	43306	205	43565	208	44518	156	44614	151	44754	122	44833	142
42694	66	43307	202	43566	209	44521	156	44615	152	44755	122	44834	142
42695	66	43308	205	43575	208	44522	156	44616	152	44756	122	44835	142
42696	66	43315	202	43576	209	44525	156	44617	152	44757	122	44836	142
42697	66	43316	205	43585	208	44526	156	44618	152	44758	122	44837	142
42698	66	43325	202	43586	209	44529	156	44619	152	44759	122	44838	142
42699	66	43326	205	43595	208	44530	156	44620	152	44760	122	44839	142
42700	66	43335	202	43596	209	44533	156	44627	122	44761	122	44840	142
42701	66	43336	205	43900	206	44534	156	44628	122	44762	122	44841	142

EDP Number Index

EDP NO.	PAGE	EDP NO.	PAGE	EDP NO.	PAGE	EDP NO.	PAGE	EDP NO.	PAGE	EDP NO.	PAGE	EDP NO.	PAGE
44842	139	44934	144	45139	77	46216	218	46509	48	46840	40	46941	40
44843	139	44935	144	45140	77	46217	218	46510	48	46841	40	46942	40
44844	140	44936	144	45141	77	46218	218	46518	49	46849	38	46943	40
44845	140	44937	144	45150	76	46343	49	46519	49	46850	38	46944	38
44846	139	44938	144	45277	222	46344	49	46520	49	46851	38	46945	38
44847	139	44939	144	45279	222	46345	49	46521	49	46852	38	46946	38
44848	139	44940	144	45281	222	46346	49	46522	49	46853	38	47000	29
44849	139	44941	144	45283	222	46347	49	46560	57	46854	38	47001	29
44850	140	44942	144	45285	222	46348	49	46561	57	46855	38	47002	29
44851	140	44943	144	45287	222	46349	49	46562	57	46856	38	47003	29
44852	140	44944	144	45289	222	46350	49	46563	57	46857	38	47004	29
44853	140	44945	144	45291	222	46351	49	46564	57	46858	38	47005	29
44854	139	44950	143	45293	222	46354	49	46565	57	46859	38	47006	29
44855	139	44951	143	45295	222	46355	49	46566	57	46860	38	47007	29
44856	139	44952	143	45297	222	46356	49	46567	57	46861	38	47008	29
44857	139	44953	143	45299	222	46220	218	46568	57	46862	38	47009	29
44858	140	44954	143	45477	223	46221	218	46620	83	46863	38	47010	29
44859	140	44955	143	45478	223	46222	218	46621	83	46864	38	47011	29
44860	140	44956	143	45479	223	46228	218	46622	83	46865	38	47012	29
44861	140	44957	143	45480	223	46229	218	46623	83	46866	38	47013	29
44862	140	44958	143	45481	223	46230	218	46624	83	46867	38	47014	29
44863	140	44959	143	45482	223	46231	218	46625	83	46868	38	47015	29
44864	140	44960	143	45483	223	46232	218	46626	83	46869	38	47016	29
44865	140	44961	143	45484	223	46233	218	46627	84	46873	38	47017	29
44866	140	44962	143	45485	223	46357	48	46628	84	46874	38	47018	29
44867	140	44963	143	45486	223	46358	48	46629	84	46880	38	47019	29
44868	139	44964	143	45487	223	46359	48	46630	84	46881	38	47020	29
44869	139	44965	143	45488	223	46360	48	46631	84	46882	38	47021	29
44870	139	44966	143	45489	223	46362	48	46632	84	46884	38	47022	29
44871	139	44967	143	45490	223	46364	48	46633	84	46886	38	47023	29
44872	140	44968	143	45491	223	46366	48	46634	84	46887	38	47024	29
44873	140	44969	143	45492	223	46368	48	46635	84	46889	38	47025	29
44874	140	44970	143	45493	223	46370	48	46636	84	46890	38	47026	29
44875	140	44971	143	45494	223	46372	48	46637	84	46891	38	47027	29
44876	140	44972	143	45495	223	46374	48	46638	84	46893	38	47028	29
44877	140	44973	143	45496	223	46376	48	46639	84	46894	38	47029	29
44878	140	44974	143	45497	223	46450	54	46640	84	46895	38	47030	29
44879	139	45100	76	45498	223	46451	54	46641	84	46896	38	47031	29
44880	140	45101	76	45499	223	46452	54	46642	84	46898	38	47032	29
44881	140	45102	76	45500	223	46453	54	46643	84	46899	38	47033	29
44882	140	45103	76	46106	220	46454	54	46644	84	46900	38	47034	29
44883	140	45104	76	46107	220	46455	54	46645	84	46903	38	47035	29
44884	140	45105	76	46108	220	46456	54	46646	84	46904	38	47036	29
44885	140	45106	77	46109	220	46457	54	46647	85	46905	38	47037	29
44886	140	45107	77	46110	220	46458	54	46648	85	46909	38	47038	29
44890	137	45108	77	46111	220	46459	54	46649	85	46910	38	47039	29
44891	137	45109	77	46112	220	46460	54	46650	85	46911	38	47040	29
44892	137	45110	77	46113	220	46461	54	46651	85	46912	38	47041	29
44893	137	45111	77	46114	220	46462	54	46652	85	46913	38	47042	29
44894	139	45112	76	46116	220	46463	54	46653	85	46914	38	47043	29
44895	137	45113	76	46117	220	46464	54	46654	85	46915	38	47044	29
44896	137	45114	76	46118	220	46465	54	46655	85	46916	38	47045	29
44897	137	45115	76	46120	220	46466	54	46656	85	46917	38	47046	29
44898	137	45116	76	46121	220	46467	54	46657	85	46918	38	47047	29
44899	137	45117	76	46122	220	46468	54	46658	85	46919	38	47048	29
44900	137	45118	76	46128	220	46469	54	46659	85	46920	38	47049	29
44901	137	45119	76	46129	220	46470	54	46660	85	46921	38	47050	29
44902	139	45120	76	46130	220	46471	54	46737	40	46922	38	47051	29
44916	144	45121	76	46131	220	46472	54	46821	40	46923	38	47052	29
44917	144	45122	76	46132	220	46473	54	46822	40	46924	38	47053	29
44918	144	45123	76	46133	220	46474	54	46823	40	46925	38	47054	29
44919	144	45124	76	46140	106	46475	54	46824	40	46926	38	47055	29
44920	144	45125	76	46141	106	46476	54	46825	40	46927	38	47056	29
44921	144	45126	76	46142	106	46477	54	46826	40	46928	40	47057	29
44922	144	45127	77	46143	106	46478	54	46827	40	46929	40	47058	29
44923	144	45128	77	46145	106	46479	54	46828	40	46930	40	47059	29
44924	144	45129	77	46147	106	46480	54	46829	40	46931	40	47060	29
44925	144	45130	77	46206	218	46481	54	46830	40	46932	40	47061	29
44926	144	45131	77	46207	218	46493	38	46831	40	46933	40	47062	29
44927	144	45132	77	46208	218	46494	38	46832	40	46934	40	47063	29
44928	144	45133	77	46209	218	46495	38	46833	40	46935	40	47064	29
44929	144	45134	77	46210	218	46497	38	46834	40	46936	40	47065	29
44930	144	45135	77	46211	218	46498	38	46835	40	46937	40	47066	29
44931	144	45136	77	46212	218	46506	48	46836	40	46938	40	47067	29
44932	144	45137	77	46213	218	46507	48	46838	40	46939	40	47068	29
44933	144	45138	77	46214	218	46508	48	46839	40	46940	40	47069	29

EDP Number Index

EDP NO.	PAGE	EDP NO.	PAGE	EDP NO.	PAGE	EDP NO.	PAGE	EDP NO.	PAGE	EDP NO.	PAGE	EDP NO.	PAGE
47070	29	48516	211	48595	214	48673	202	48751	205	48829	209	48912	213
47071	29	48517	211	48596	214	48674	202	48752	205	48830	209	48913	213
47072	29	48518	211	48597	214	48675	202	48753	205	48831	209	48914	213
47073	29	48519	211	48598	214	48676	202	48754	205	48832	209	48915	213
47074	29	48520	211	48599	214	48677	202	48755	205	48833	209	48916	213
47075	29	48522	211	48600	214	48678	202	48756	208	48834	209	48917	213
47076	29	48523	211	48601	214	48679	202	48757	208	48835	209	48918	213
47077	29	48524	211	48602	214	48680	202	48758	208	48836	209	48919	213
47078	29	48525	211	48603	214	48681	202	48759	208	48837	209	48920	213
47079	29	48526	211	48604	214	48682	202	48760	208	48838	209	48926	213
47080	29	48527	211	48605	214	48683	202	48761	208	48839	209	48927	213
47081	29	48528	211	48606	214	48684	202	48762	208	48840	209	48928	213
47082	29	48529	211	48607	214	48685	202	48763	208	48842	209	48929	213
47083	29	48530	211	48608	214	48686	202	48764	208	48843	209	48930	213
47084	29	48531	211	48609	214	48687	202	48765	208	48844	209	48931	213
47085	29	48532	211	48610	214	48688	202	48766	208	48845	209	48932	213
47086	29	48533	211	48611	214	48689	202	48767	208	48846	209	48933	213
47087	29	48534	211	48612	214	48690	202	48768	208	48847	209	48934	213
47088	29	48535	211	48613	214	48691	202	48769	208	48848	209	48935	213
47089	29	48536	211	48614	214	48692	205	48770	208	48849	209	48936	213
47090	29	48537	211	48615	214	48693	205	48771	208	48850	209	48937	213
47091	29	48538	211	48616	214	48694	205	48772	208	48851	209	48938	213
47092	29	48539	211	48617	214	48695	205	48773	208	48852	209	48939	213
47093	29	48540	211	48618	214	48696	205	48774	208	48853	209	48940	213
47094	29	48541	211	48619	214	48697	205	48775	208	48854	209	48941	213
47095	29	48542	211	48620	214	48698	205	48776	208	48855	209	48947	215
47096	29	48543	211	48621	214	48699	205	48778	208	48856	209	48948	215
47097	29	48544	211	48622	214	48700	205	48779	208	48857	209	48949	215
47120	29	48545	211	48623	214	48701	205	48780	208	48858	209	48950	215
47121	29	48546	211	48624	214	48702	205	48781	208	48859	209	48951	215
47122	29	48547	211	48625	214	48703	205	48782	208	48860	209	48952	215
47123	29	48548	211	48626	214	48704	205	48783	208	48861	209	48953	215
47124	29	48549	211	48627	214	48705	205	48784	208	48862	209	48954	215
47125	29	48550	211	48628	202	48706	205	48785	208	48863	209	48955	215
47126	29	48551	211	48629	202	48707	205	48786	208	48864	209	48956	215
47127	29	48552	211	48630	202	48708	205	48787	208	48865	209	48957	215
47128	29	48553	211	48631	202	48709	205	48788	208	48866	209	48958	215
47129	29	48554	211	48632	202	48710	205	48789	208	48867	209	48959	215
47130	29	48555	211	48633	202	48711	205	48790	208	48868	209	48960	215
47131	29	48556	211	48634	202	48712	205	48791	208	48869	209	48961	215
47132	29	48557	211	48635	202	48714	205	48792	208	48870	209	48962	215
47133	29	48558	211	48636	202	48715	205	48793	208	48871	209	48968	215
47134	29	48559	211	48637	202	48716	205	48794	208	48872	209	48969	215
47135	29	48560	211	48638	202	48717	205	48795	208	48873	209	48970	215
47136	29	48561	211	48639	202	48718	205	48796	208	48874	209	48971	215
47137	29	48562	211	48640	202	48719	205	48797	208	48875	209	48972	215
47138	29	48563	211	48641	202	48720	205	48798	208	48876	209	48973	215
47139	29	48564	214	48642	202	48721	205	48799	208	48877	209	48974	215
47140	29	48565	214	48643	202	48722	205	48800	208	48878	209	48975	215
47141	29	48566	214	48644	202	48723	205	48801	208	48879	209	48976	215
47142	29	48567	214	48645	202	48724	205	48802	208	48880	209	48977	215
47143	29	48568	214	48646	202	48725	205	48803	208	48881	209	48978	215
47144	29	48569	214	48647	202	48726	205	48804	208	48882	209	48979	215
47145	29	48570	214	48648	202	48727	205	48805	208	48883	209	48980	215
47146	29	48571	214	48650	202	48728	205	48806	208	48884	213	48981	215
47147	29	48572	214	48651	202	48729	205	48807	208	48885	213	48982	215
47148	29	48573	214	48652	202	48730	205	48808	208	48886	213	48983	215
48003	29	48574	214	48653	202	48731	205	48809	208	48887	213	48989	215
48012	29	48575	214	48654	202	48732	205	48810	208	48888	213	48990	215
48020	29	48576	214	48655	202	48733	205	48811	208	48889	213	48991	215
48070	29	48577	214	48656	202	48734	205	48812	208	48890	213	48992	215
48500	211	48578	214	48657	202	48735	205	48813	208	48891	213	48993	215
48501	211	48579	214	48658	202	48736	205	48814	208	48892	213	48994	215
48502	211	48580	214	48659	202	48737	205	48815	208	48893	213	48995	215
48503	211	48581	214	48660	202	48738	205	48816	208	48894	213	48996	215
48504	211	48582	214	48661	202	48739	205	48817	208	48895	213	48997	215
48505	211	48583	214	48662	202	48740	205	48818	208	48896	213	48998	215
48506	211	48584	214	48663	202	48741	205	48819	208	48897	213	48999	215
48507	211	48586	214	48664	202	48742	205	48820	209	48898	213	49000	215
48508	211	48587	214	48665	202	48743	205	48821	209	48899	213	49001	215
48509	211	48588	214	48666	202	48744	205	48822	209	48905	213	49002	215
48510	211	48589	214	48667	202	48745	205	48823	209	48906	213	49003	215
48511	211	48590	214	48668	202	48746	205	48824	209	48907	213	49004	215
48512	211	48591	214	48669	202	48747	205	48825	209	48908	213	49010	204
48513	211	48592	214	48670	202	48748	205	48826	209	48909	213	49011	204
48514	211	48593	214	48671	202	48749	205	48827	209	48910	213	49012	204
48515	211	48594	214	48672	202	48750	205	48828	209	48911	213	49013	204

EDP Number Index

EDP NO.	PAGE	EDP NO.	PAGE	EDP NO.	PAGE	EDP NO.	PAGE	EDP NO.	PAGE	EDP NO.	PAGE	EDP NO.	PAGE
51022	280	51118	281	51356	234	51601	233	51815	265	52318	241	53036	294
51023	279	51119	281	51357	234	51602	233	51816	265	52319	241	53107	294
51024	279	51120	281	51358	234	51603	233	51817	265	52321	241	53108	294
51025	279	51121	281	51359	234	51604	233	51818	265	52322	241	53109	294
51026	279	51122	282	51360	235	51605	233	51819	266	52323	241	53110	294
51027	279	51123	282	51361	235	51606	233	51820	266	52324	241	53111	294
51028	279	51124	282	51362	235	51607	233	51821	266	52325	241	53112	295
51029	279	51125	282	51363	235	51608	233	51822	266	52326	241	53113	295
51030	279	51126	282	51364	235	51609	233	51823	266	52327	241	53114	295
51031	279	51127	282	51365	235	51610	233	51824	266	52328	241	53115	295
51032	279	51128	282	51366	235	51611	233	51825	266	52329	241	53116	295
51033	279	51129	282	51367	235	51612	233	51826	266	52330	241	53117	295
51034	279	51130	282	51368	235	51613	233	51827	267	52331	241	53118	296
51035	279	51131	282	51369	235	51614	233	51828	267	52332	241	53119	296
51036	279	51132	282	51370	235	51615	234	51829	267	52333	241	53120	296
51037	279	51201	281	51371	235	51616	234	51830	267	52334	241	53121	296
51038	279	51202	281	51372	235	51617	234	51831	267	52335	242	53122	296
51039	279	51203	281	51373	235	51618	234	51832	267	52336	242	53123	297
51040	279	51204	281	51374	235	51619	234	51833	267	52337	242	53124	297
51041	279	51206	281	51375	235	51620	234	51834	267	52338	242	53125	297
51042	279	51207	281	51506	241	51621	234	51835	267	52339	242	53126	297
51043	279	51208	281	51507	241	51622	234	51836	267	52340	242	53127	297
51044	279	51209	281	51508	241	51752	231	51901	256	52341	242	53128	297
51045	279	51210	281	51509	242	51753	231	51902	256	52342	242	53129	297
51046	279	51211	281	51510	242	51754	231	51903	256	52343	242	53130	297
51047	279	51212	281	51511	242	51755	231	51904	256	52344	242	53131	297
51048	279	51213	281	51512	242	51756	231	51905	256	52345	243	53132	297
51049	279	51214	281	51513	242	51757	231	51906	256	52346	243	53133	297
51050	279	51215	281	51514	242	51758	231	51907	256	52347	243	53134	297
51051	279	51216	281	51515	242	51759	231	51908	256	52348	243	53135	297
51052	278	51217	281	51516	243	51760	231	51910	256	52349	243	53136	297
51053	278	51218	281	51517	243	51761	231	51912	257	52350	243	53137	297
51054	278	51219	282	51518	243	51762	232	51913	257	52351	243	53201	295
51055	278	51220	282	51519	243	51763	232	51914	257	52352	244	53202	295
51056	278	51221	282	51520	243	51764	232	51915	257	52353	244	53203	295
51057	278	51222	282	51521	243	51765	232	51916	257	52354	244	53204	295
51058	278	51223	282	51522	243	51766	232	51918	257	52355	245	53206	295
51059	278	51224	282	51523	243	51767	232	51919	257	52356	245	53207	295
51060	278	51225	282	51524	243	51768	232	51920	257	52357	245	53208	295
51061	278	51226	282	51525	243	51769	232	51921	257	52358	245	53209	296
51062	278	51269	231	51526	243	51770	232	51922	257	52359	245	53210	296
51063	278	51270	231	51527	243	51771	232	51923	258	52360	245	53211	296
51064	278	51271	231	51528	244	51772	232	51924	258	53001	295	53212	296
51065	278	51272	231	51529	244	51773	232	51925	258	53002	295	53213	296
51066	278	51273	231	51530	244	51774	232	51926	258	53003	295	53214	296
51067	278	51274	231	51531	244	51775	232	51927	258	53004	295	53215	296
51068	278	51275	231	51532	244	51776	232	51928	258	53005	295	53216	296
51069	278	51276	231	51533	244	51777	232	51929	258	53006	295	53217	296
51070	278	51277	231	51534	244	51778	232	51930	258	53007	295	53218	296
51071	278	51278	231	51535	244	51779	232	51932	259	53008	295	53219	296
51072	278	51279	232	51536	244	51780	232	51933	259	53009	295	53220	296
51073	278	51330	231	51537	245	51781	233	51934	259	53010	295	53221	297
51074	278	51331	231	51538	245	51782	233	51935	259	53011	295	53222	297
51075	278	51332	231	51539	245	51783	235	51937	259	53012	295	53223	297
51076	278	51333	232	51540	245	51784	235	51938	259	53013	295	53224	297
51077	278	51334	232	51541	245	51785	235	51939	259	53014	295	53225	297
51078	278	51335	232	51542	245	51786	235	51940	259	53015	295	53226	297
51079	278	51336	232	51543	245	51787	235	51941	259	53016	295	54800	250
51080	278	51337	232	51544	245	51788	235	51942	259	53017	294	54801	250
51101	278	51338	232	51545	245	51789	235	52300	240	53018	294	54802	250
51102	278	51339	232	51580	240	51790	235	52301	240	53019	294	54803	250
51103	278	51340	232	51581	240	51791	235	52302	240	53020	294	54804	250
51104	278	51341	233	51582	240	51792	235	52303	240	53021	294	54805	250
51104	278	51342	233	51583	241	51801	264	52304	240	53022	294	54806	250
51105	279	51343	233	51584	241	51802	264	52305	240	53023	294	54807	250
51106	279	51344	233	51585	241	51803	264	52306	240	53024	294	54808	250
51107	279	51345	233	51586	241	51804	264	52307	240	53025	294	54809	251
51108	279	51346	233	51587	241	51805	264	52308	240	53026	294	54810	251
51109	279	51347	233	51588	241	51806	264	52309	240	53027	294	54811	251
51110	280	51348	233	51589	241	51807	264	52310	240	53028	294	54812	251
51111	280	51349	233	51590	241	51808	264	52311	240	53029	294	54813	251
51112	280	51350	233	51591	242	51809	265	52312	240	53030	294	54814	251
51113	280	51351	233	51592	245	51810	265	52313	240	53031	294	54815	251
51114	280	51352	234	51593	245	51811	265	52314	240	53032	294	54816	251
51115	281	51353	234	51594	245	51812	265	52315	240	53033	294	54817	251
51116	281	51354	234	51595	245	51813	265	52316	240	53034	294	54818	251
51117	281	51355	234	51596	245	51814	265	52317	241	53035	294	54819	251

EDP Number Index

EDP NO.	PAGE	EDP NO.	PAGE	EDP NO.	PAGE	EDP NO.	PAGE	EDP NO.	PAGE	EDP NO.	PAGE	EDP NO.	PAGE
54820	252	56104	290	56228	291	57094	278	57171	281	58045	295	61039	282
54821	252	56105	290	56229	291	57095	278	57172	281	58046	295	61041	282
54822	252	56106	290	56230	291	57096	278	57173	281	58047	295	61043	282
54823	252	56107	290	56231	291	57097	278	57174	281	58048	295	61045	282
54824	252	56108	291	56232	291	57098	278	57175	281	58049	295	61047	282
54825	252	56109	291	56233	291	57099	278	57177	281	58050	295	61049	282
54826	252	56110	291	56234	291	57100	278	57178	281	58051	295	61051	282
54827	253	56111	291	56235	291	57101	278	57179	281	58052	295	61052	278
54828	253	56112	291	56236	291	57102	278	57180	281	58053	295	61053	278
54829	253	56113	291	56237	291	57103	278	57181	281	58054	295	61054	278
54830	253	56114	291	56238	291	57104	278	57182	281	58055	295	61055	278
54831	253	56115	292	56239	291	57105	278	57183	281	58056	295	61056	278
54832	253	56116	292	56240	291	57106	278	57184	281	58057	295	61057	278
54833	253	56117	292	56241	291	57107	278	57185	281	58058	295	61058	279
54834	253	56118	292	56242	291	57108	278	57186	281	58059	295	61059	279
54835	253	56119	292	56243	290	57109	279	57187	281	58061	295	61060	279
56001	291	56120	292	56244	290	57110	279	57188	281	58062	295	61061	279
56002	291	56121	292	56245	290	57111	279	57189	281	58063	295	61062	279
56003	291	56122	292	56246	290	57112	279	57190	281	58064	295	61063	279
56004	291	56123	292	56247	290	57113	279	57191	281	58065	295	61064	279
56005	291	56124	292	56248	290	57114	279	57192	281	58066	296	61065	279
56006	291	56125	292	56249	290	57115	279	57193	281	58067	296	61066	279
56007	291	56126	292	56250	290	57116	279	57194	281	58068	296	61067	279
56008	291	56127	292	56251	290	57117	279	57195	282	58069	296	61068	279
56009	291	56128	292	56252	290	57118	279	57196	282	58070	296	61069	279
56010	291	56129	292	56253	290	57119	279	57197	282	58071	296	61070	279
56011	291	56130	292	56254	290	57120	279	57198	282	58072	296	61071	279
56012	291	56131	292	56255	290	57121	279	57199	282	58073	296	61072	279
56013	291	56132	292	56256	290	57122	279	57200	282	58074	296	61073	279
56014	291	56135	290	56257	290	57123	279	57201	282	58075	296	61074	279
56015	291	56136	290	56258	290	57124	279	57202	282	58076	296	61075	279
56016	291	56137	290	56259	290	57125	279	57203	282	58077	296	61076	280
56017	291	56138	290	56260	290	57126	279	57204	282	58078	296	61077	280
56018	291	56139	290	56261	290	57127	279	57205	282	58079	296	61078	280
56019	291	56140	291	56262	290	57128	279	57206	282	58080	296	61079	280
56020	291	56141	291	56263	290	57129	279	57207	282	58081	296	61080	280
56021	291	56142	291	56264	290	57130	279	57208	282	58082	296	61081	280
56022	291	56143	291	56265	290	57131	279	57209	282	58083	297	61082	280
56023	291	56144	291	56266	290	57132	279	57210	282	58084	297	61083	280
56024	291	56145	291	56267	290	57133	279	57211	282	58085	297	61084	280
56025	291	56146	291	56268	290	57134	279	57212	282	58086	297	61085	280
56026	291	56147	292	56269	290	57135	279	57213	282	58087	297	61086	280
56027	291	56148	292	57005	300	57136	279	57351	282	58088	297	61087	280
56028	291	56149	292	57006	300	57137	279	58011	294	58089	297	61088	280
56029	291	56150	292	57007	300	57138	279	58012	294	58090	297	61089	280
56030	291	56151	292	57008	300	57139	279	58013	294	58091	297	61090	281
56031	291	56152	292	57009	300	57140	279	58014	294	58092	297	61091	281
56032	291	56153	292	57010	300	57141	279	58015	294	58093	297	61092	281
56033	291	56154	292	57011	300	57142	279	58016	294	58094	297	61093	281
56034	290	56155	292	57012	300	57143	280	58017	294	58095	297	61094	281
56035	290	56156	292	57015	300	57144	280	58018	294	58096	297	61095	281
56036	290	56157	292	57016	300	57145	280	58019	294	58097	297	61096	281
56037	290	56158	292	57017	300	57146	280	58020	294	58098	297	61097	281
56038	290	56159	292	57018	300	57147	280	58021	294	58099	297	61098	281
56039	290	56160	292	57019	300	57148	280	58022	294	58100	297	61099	281
56040	290	56161	292	57020	300	57149	280	58023	294	58101	297	61100	281
56041	290	56162	292	57021	300	57150	280	58024	294	58102	297	61101	281
56042	290	56163	292	57022	300	57151	280	58025	294	58103	297	61102	281
56043	290	56164	292	57075	300	57152	280	58026	294	61001	278	61103	281
56044	290	56210	291	57076	278	57153	280	58027	294	61003	278	61104	281
56045	290	56211	291	57077	278	57154	280	58028	294	61005	278	61105	281
56046	290	56212	291	57078	278	57155	280	58029	294	61007	278	61106	281
56047	290	56213	291	57079	278	57156	280	58030	294	61009	278	61107	281
56048	290	56214	291	57080	278	57157	280	58031	294	61011	279	61108	281
56049	290	56215	291	57081	278	57158	280	58032	294	61013	279	61109	281
56050	290	56216	291	57082	278	57159	280	58033	294	61015	279	61110	281
56051	290	56217	291	57083	278	57160	280	58034	294	61017	279	61111	281
56052	290	56218	291	57084	278	57161	280	58035	294	61019	280	61112	281
56053	290	56219	291	57085	278	57162	280	58036	295	61021	280	61113	282
56054	290	56220	291	57086	278	57163	280	58037	295	61023	280	61114	282
56055	290	56221	291	57087	278	57164	280	58038	295	61025	280	61115	282
56056	290	56222	291	57088	278	57165	280	58039	295	61027	281	61116	282
56057	290	56223	291	57089	278	57166	280	58040	295	61029	281	61117	282
56058	290	56224	291	57090	278	57167	280	58041	295	61031	281	61118	282
56059	290	56225	291	57091	278	57168	280	58042	295	61033	281	61119	282
56060	290	56226	291	57092	278	57169	281	58043	295	61035	281	61120	282
56103	290	56227	291	57093	278	57170	281	58044	295	61037	281	61121	282

EDP Number Index

EDP NO.	PAGE	EDP NO.	PAGE	EDP NO.	PAGE	EDP NO.	PAGE	EDP NO.	PAGE	EDP NO.	PAGE	EDP NO.	PAGE
61122	282	62137	285	63054	295	63194	235	63632	265	63772	234	63954	257
61123	282	62139	285	63055	295	63195	235	63633	266	63773	234	63955	258
61124	282	62141	285	63056	295	63196	235	63634	266	63774	234	63956	258
61175	282	62142	285	63057	295	63197	235	63635	266	63775	234	63957	258
62001	283	62143	285	63058	295	63198	235	63636	266	63776	234	63958	258
62003	283	62145	285	63059	295	63199	235	63637	266	63777	234	63959	258
62005	283	62146	285	63060	295	63200	235	63638	266	63778	234	63960	258
62007	283	62147	285	63061	295	63201	235	63639	266	63779	234	63961	258
62009	283	62149	285	63062	295	63202	235	63640	266	63780	234	63962	258
62011	283	62151	285	63063	295	63203	235	63641	266	63781	234	63963	258
62013	283	62153	285	63064	295	63204	235	63642	266	63782	234	63964	258
62015	283	62154	285	63065	295	63205	235	63643	266	63783	234	63965	258
62017	283	62155	285	63066	295	63206	235	63644	266	63784	234	63966	258
62019	283	62156	285	63067	295	63207	235	63645	266	63785	234	63967	258
62021	283	62157	285	63068	295	63208	235	63646	266	63786	234	63968	258
62023	283	62158	285	63069	296	63209	235	63647	266	63787	234	63969	258
62025	283	62159	285	63070	296	63210	235	63648	266	63788	234	63970	258
62027	283	62164	285	63071	296	63211	235	63649	266	63789	234	63971	258
62029	283	62166	285	63072	296	63212	235	63650	266	63790	235	63972	258
62031	283	62167	285	63073	296	63213	233	63651	266	63791	235	63973	258
62033	283	62168	285	63074	296	63575	264	63652	266	63792	235	63974	258
62035	283	62170	285	63075	296	63576	264	63653	266	63793	235	63975	258
62037	283	62171	285	63076	296	63577	264	63654	266	63794	235	63976	258
62039	283	63000	294	63077	296	63578	264	63655	266	63900	256	63977	258
62041	283	63001	294	63078	296	63579	264	63656	266	63901	256	63978	258
62043	283	63002	294	63079	296	63580	264	63657	267	63902	256	63979	258
62045	283	63003	294	63080	296	63581	264	63658	267	63903	256	63980	258
62047	283	63004	294	63081	297	63582	264	63659	267	63904	256	63981	259
62049	283	63005	294	63082	297	63583	264	63660	267	63905	256	63982	259
62051	283	63006	295	63083	297	63584	264	63661	267	63906	256	63983	259
62053	283	63007	295	63084	297	63585	264	63662	267	63907	256	63984	259
62055	283	63008	295	63085	297	63586	264	63663	267	63908	256	63985	259
62057	283	63009	295	63086	297	63587	264	63664	267	63909	256	63986	259
62059	283	63010	295	63087	297	63588	264	63665	267	63910	256	63987	259
62061	283	63011	295	63088	297	63589	264	63666	267	63911	256	63988	259
62063	283	63012	295	63089	297	63590	264	63667	267	63912	256	63989	259
62065	283	63013	296	63090	297	63591	264	63668	267	63913	256	63990	259
62066	285	63014	296	63091	297	63592	264	63669	267	63914	256	63991	259
62067	283	63015	296	63155	231	63593	264	63670	267	63915	256	63992	259
62069	284	63016	296	63156	231	63594	264	63671	267	63916	256	63993	259
62071	284	63017	296	63157	231	63595	264	63672	267	63917	256	63994	259
62073	284	63018	296	63158	231	63596	264	63673	267	63918	256	63995	259
62075	284	63019	296	63159	231	63597	264	63674	267	63919	256	63996	259
62077	284	63020	296	63160	231	63598	264	63675	267	63920	256	63997	259
62079	284	63021	296	63161	231	63599	264	63676	267	63921	256	63998	256
62081	284	63022	296	63162	232	63600	264	63677	267	63922	256	63999	257
62083	284	63023	296	63163	232	63601	265	63741	231	63923	256	64000	259
62084	285	63024	297	63164	232	63602	265	63742	232	63924	257	64001	259
62085	284	63025	297	63165	232	63603	265	63743	232	63925	257	64100	240
62087	284	63026	297	63166	232	63604	265	63744	232	63926	257	64101	240
62089	284	63027	297	63167	232	63605	265	63745	232	63927	257	64102	240
62091	284	63028	297	63168	232	63606	265	63746	232	63928	257	64103	240
62093	284	63029	297	63169	232	63607	265	63747	232	63929	257	64104	240
62095	284	63030	297	63170	232	63608	265	63748	232	63930	257	64105	241
62097	284	63031	297	63171	232	63609	265	63749	232	63931	257	64106	241
62099	284	63032	297	63172	233	63610	265	63750	232	63932	257	64107	241
62101	284	63033	297	63173	233	63611	265	63751	233	63933	257	64108	241
62102	285	63034	297	63174	233	63612	265	63752	233	63934	257	64109	241
62103	284	63035	297	63175	233	63613	265	63753	233	63935	257	64110	241
62105	284	63036	297	63176	233	63614	265	63754	233	63936	257	64111	241
62107	284	63037	297	63177	233	63615	265	63755	233	63937	257	64112	241
62109	284	63038	297	63178	233	63616	265	63756	233	63938	257	64113	241
62111	284	63039	297	63179	233	63617	265	63757	233	63939	257	64114	241
62112	285	63040	297	63180	233	63618	265	63758	233	63940	257	64115	241
62113	284	63041	297	63181	233	63619	265	63759	233	63941	257	64116	241
62115	284	63042	297	63182	233	63620	265	63760	233	63942	257	64117	241
62116	285	63043	297	63183	233	63621	265	63761	233	63943	257	64118	241
62117	284	63044	294	63184	234	63622	265	63762	233	63944	257	64119	241
62119	284	63045	294	63185	234	63623	265	63763	233	63945	257	64120	241
62121	284	63046	294	63186	234	63624	265	63764	233	63946	257	64121	241
62123	284	63047	294	63187	234	63625	265	63765	233	63947	257	64122	241
62125	284	63048	294	63188	234	63626	265	63766	233	63948	257	64123	241
62127	284	63049	294	63189	234	63627	265	63767	233	63949	257	64124	241
62129	284	63050	294	63190	234	63628	265	63768	233	63950	257	64125	242
62131	284	63051	294	63191	234	63629	265	63769	233	63951	257	64126	242
62133	285	63052	294	63192	234	63630	265	63770	234	63952	257	64127	242
62135	285	63053	295	63193	234	63631	265	63771	234	63953	257	64128	242

EDP Number Index

EDP NO.	PAGE	EDP NO.	PAGE	EDP NO.	PAGE	EDP NO.	PAGE	EDP NO.	PAGE	EDP NO.	PAGE	EDP NO.	PAGE
64129	242	64206	245	64838	251	66013	291	68291	282	68604	285	68710	285
64130	242	64207	245	64839	251	66014	291	68292	282	68606	285	68711	285
64131	242	64208	245	64840	251	66015	291	68293	282	68607	285	68712	285
64132	242	64209	245	64841	251	66016	291	68294	278	68608	285	68713	285
64133	242	64210	245	64842	251	66017	291	68295	278	68609	285	68718	285
64134	242	64211	245	64843	251	66018	291	68296	278	68611	285	68723	285
64135	242	64212	245	64844	251	66019	291	68297	278	68612	285	68728	285
64136	242	64500	231	64845	251	66020	291	68298	278	68613	285	68733	285
64137	242	64501	231	64846	251	66021	292	68299	278	68614	285	68738	285
64138	242	64502	231	64847	251	66022	292	68300	279	68616	285	68743	285
64139	242	64503	231	64848	251	66023	292	68301	279	68643	283	68748	285
64140	242	64504	231	64849	251	66024	292	68302	279	68644	283	68753	285
64141	242	64505	231	64850	251	66025	292	68303	279	68645	283	68758	285
64142	242	64506	231	64851	251	66026	292	68304	279	68646	283	68763	285
64143	242	64507	231	64852	251	66027	292	68305	279	68647	283	68768	285
64144	242	64508	231	64853	251	66028	292	68306	279	68648	283	68773	285
64145	243	64509	231	64854	251	66029	292	68307	279	68649	283	68778	285
64146	243	64510	231	64855	251	66030	292	68308	279	68650	283	68780	285
64147	243	64511	231	64856	251	66031	292	68309	279	68651	283	68965	294
64148	243	64512	231	64857	251	66032	292	68310	279	68652	283	68966	294
64149	243	64513	235	64858	251	66033	292	68311	279	68653	283	68967	294
64150	243	64514	235	64859	251	66034	292	68312	279	68654	283	68968	294
64151	243	64515	235	64860	251	66035	292	68313	279	68655	283	68969	294
64152	243	64520	240	64861	251	66036	292	68314	279	68656	283	68970	294
64153	243	64521	240	64862	252	66037	292	68315	279	68657	283	68971	294
64154	243	64522	240	64863	252	66038	292	68316	279	68658	283	68972	294
64155	243	64523	240	64864	252	66039	292	68317	279	68659	283	68973	294
64156	243	64524	240	64865	252	66040	292	68318	280	68660	283	68974	294
64157	243	64525	240	64866	252	66041	292	68319	280	68661	283	68975	294
64158	243	64526	240	64867	252	66042	292	68320	280	68662	283	68976	294
64159	243	64527	240	64868	252	66043	292	68321	280	68663	283	68977	294
64160	243	64528	240	64869	252	66044	292	68322	280	68664	283	68978	294
64161	243	64529	240	64870	252	66045	292	68323	280	68665	283	68979	294
64162	243	64530	240	64871	252	66046	292	68324	280	68666	283	68980	295
64163	243	64531	240	64872	252	67005	301	68325	280	68667	283	68981	295
64164	243	64532	240	64873	252	67007	301	68326	280	68668	283	68982	295
64165	243	64533	245	64874	252	67009	301	68327	280	68669	283	68983	295
64166	243	64534	245	64875	252	67011	301	68328	280	68670	283	68984	295
64167	243	64535	245	64876	252	67013	301	68329	280	68671	283	68985	295
64168	243	64800	250	64877	252	67015	301	68330	280	68672	283	68986	295
64169	243	64801	250	64878	252	67017	301	68331	280	68673	283	68987	295
64170	243	64802	250	64879	252	67019	301	68332	281	68674	283	68988	295
64171	243	64803	250	64880	252	67021	301	68333	281	68675	283	68989	295
64172	243	64804	250	64881	252	67023	301	68334	281	68676	283	68990	295
64173	243	64805	250	64882	252	67035	301	68335	281	68677	284	68991	295
64174	244	64806	250	64883	252	67037	301	68336	281	68678	284	68992	295
64175	244	64807	250	64884	252	67039	301	68337	281	68679	284	68993	295
64176	244	64808	250	64885	252	67041	301	68338	281	68680	284	68994	295
64177	244	64809	250	64886	252	67043	301	68339	281	68681	284	68995	295
64178	244	64810	250	64887	252	67045	301	68340	281	68682	284	68996	295
64179	244	64811	250	64888	252	67047	301	68341	281	68683	284	68997	295
64180	244	64812	250	64889	252	67049	301	68342	281	68684	284	68998	295
64181	244	64813	250	64890	252	67051	301	68343	281	68685	284	68999	295
64182	244	64814	250	64891	253	67053	301	68344	281	68686	284	69000	295
64183	244	64815	250	64892	253	68268	278	68345	281	68687	284	69001	295
64184	244	64816	250	64893	253	68269	278	68346	281	68688	284	69002	295
64185	244	64817	250	64894	253	68270	278	68347	281	68689	284	69003	296
64186	244	64818	250	64895	253	68271	278	68348	281	68690	284	69004	296
64187	244	64819	250	64896	253	68272	278	68349	281	68691	284	69005	296
64188	244	64820	250	64897	253	68273	279	68350	281	68692	284	69006	296
64189	244	64821	250	64898	253	68274	279	68351	281	68693	284	69007	296
64190	244	64822	250	64899	253	68275	279	68352	281	68694	284	69008	296
64191	244	64823	250	64900	253	68276	279	68353	281	68695	284	69009	296
64192	244	64824	250	64901	253	68277	280	68354	281	68696	284	69010	296
64193	244	64825	250	64902	253	68278	280	68355	282	68697	284	69011	296
64194	244	64826	250	66001	290	68279	280	68356	282	68698	284	69012	296
64195	244	64827	251	66002	290	68280	280	68357	282	68699	284	69013	296
64196	244	64828	251	66003	290	68281	281	68358	282	68700	284	69014	296
64197	244	64829	251	66004	290	68282	281	68359	282	68701	284	69015	296
64198	244	64830	251	66005	290	68283	281	68360	282	68702	284	69016	296
64199	244	64831	251	66006	290	68284	281	68361	282	68703	284	69017	296
64200	245	64832	251	66007	290	68285	281	68362	282	68704	284	69018	296
64201	245	64833	251	66008	290	68286	281	68363	282	68705	284	69019	296
64202	245	64834	251	66009	291	68287	282	68364	282	68706	284	69020	296
64203	245	64835	251	66010	291	68288	282	68365	282	68707	284	69021	296
64204	245	64836	251	66011	291	68289	282	68366	282	68708	284	69022	296
64205	245	64837	251	66012	291	68290	282	68603	285	68709	285	69023	296

EDP Number Index

EDP NO.	PAGE	EDP NO.	PAGE	EDP NO.	PAGE	EDP NO.	PAGE	EDP NO.	PAGE	EDP NO.	PAGE	EDP NO.	PAGE
69024	296	70460	95	72969	338	74146	309	82966	335	83225	336	91238	158
69025	296	70462	95	72970	342	74149	312	82967	335	83230	336	91239	158
69026	297	70463	95	72971	342	74152	312	82968	335	83231	336	91240	158
69027	297	70465	95	72972	342	74155	312	82969	335	83232	336	91241	158
69028	297	70466	95	72973	342	74158	312	82970	335	83233	336	91242	158
69029	297	70468	95	72974	342	74161	312	82971	335	83234	336	91243	158
69030	297	70469	95	72975	342	74164	312	82972	335	83235	336	91244	158
69031	297	70470	94	72976	342	74167	312	82973	335	84280	330	91245	158
69032	297	70471	94	72977	342	74170	312	82974	340	84281	330	91246	158
69033	297	70472	94	72978	108	74201	306	82975	340	84282	330	91247	158
69034	297	70473	94	72979	108	74204	306	82976	340	84283	330	91248	158
69035	297	70474	94	72980	108	74207	306	82977	340	84284	330	91250	158
69036	297	70475	94	72981	108	74210	306	82978	340	84285	330	91251	158
69037	297	70476	94	72982	108	74213	306	82979	340	84286	330	91252	158
69038	297	70477	94	72983	108	74216	306	82980	340	84287	330	91253	158
69039	297	70478	94	72984	108	74219	306	82981	340	84288	330	91254	158
69040	297	70479	94	72985	108	74222	306	82982	340	84289	330	91255	158
69041	297	70480	94	73012	332	74225	309	82983	340	84290	330	91256	158
69042	297	70481	94	73013	332	74228	309	82984	340	84291	330	91257	158
69043	297	70482	94	73014	332	74231	309	82985	340	85080	330	91258	158
69044	297	70483	94	73026	332	74234	309	82986	340	85081	330	91259	158
69045	297	70484	94	73027	332	74237	309	82987	340	85082	330	91260	158
69046	297	70485	94	73028	332	74240	309	82988	340	85083	330	91261	158
69047	297	70486	94	73029	332	74243	309	82989	340	85084	330	91262	158
69048	297	70487	94	73041	332	74246	309	82990	344	85085	330	91263	158
69049	297	70488	94	73070	333	74249	312	82991	344	85086	330	91266	167
69050	297	70489	94	73071	333	74252	312	82992	344	85087	330	91268	181
69051	297	70527	98	73072	333	74255	312	82993	344	85088	330	91269	186
69052	297	70529	98	73073	333	74258	312	82994	344	85089	330	91270	167
69053	297	70531	98	73074	333	74261	312	82995	344	85090	330	91272	181
69054	297	70533	98	73075	333	74264	312	82996	344	85091	330	91273	186
69055	297	70535	98	73078	333	74267	312	82997	344	90001	346	91274	167
69056	297	70537	98	73079	333	74270	312	83026	335	90005	346	91276	181
70003	316	70539	98	73080	333	74280	328	83027	335	90009	346	91277	186
70004	316	70540	98	73081	333	74281	328	83028	335	90013	346	91278	167
70005	316	70542	98	73082	333	74282	328	83029	335	90017	346	91280	181
70006	316	70544	98	73083	333	74283	328	83041	335	90021	346	91281	186
70007	316	70546	98	74001	306	74284	328	83042	335	90025	346	91282	167
70008	316	70548	98	74004	306	74285	328	83043	335	90029	346	91284	181
70009	316	70550	98	74007	306	74286	328	83044	335	90033	346	91285	186
70010	316	70551	97	74010	306	74287	328	83056	110	90037	346	91286	167
70011	316	70552	97	74013	306	74288	328	83057	110	90041	346	91288	182
70012	316	70553	97	74016	306	74289	328	83058	110	90045	346	91289	187
70013	316	70554	97	74019	306	74290	328	83059	110	90049	346	91290	168
70014	316	70555	97	74022	306	74291	328	83060	110	90053	346	91292	182
70015	316	70556	97	74025	309	75080	328	83061	110	90101	349	91293	187
70016	316	70557	97	74028	309	75081	328	83062	110	90107	349	91349	102
70017	316	70558	97	74031	309	75082	328	83063	110	90109	349	91350	102
70018	316	70559	97	74034	309	75083	328	83064	110	90113	349	91351	102
70019	316	70560	97	74037	309	75084	328	83065	110	90121	349	91352	102
70020	316	70561	97	74040	309	75085	328	83070	335	90129	349	91353	102
70021	316	70562	97	74043	309	75086	328	83071	335	90137	349	91354	102
70022	316	70563	97	74046	309	75087	328	83072	335	91001	347	91355	102
70023	316	72930	332	74049	312	75088	328	83073	335	91005	347	91356	102
70024	316	72947	332	74052	312	75089	328	83100	335	91009	347	91357	102
70025	316	72948	332	74055	312	75090	328	83101	335	91013	347	91358	102
70026	316	72949	332	74058	312	75091	328	83102	335	91017	347	91359	102
70027	316	72950	332	74061	312	81001	320	83103	335	91021	347	91360	102
70028	316	72951	332	74064	312	81003	320	83104	335	91025	347	91361	102
70029	316	72952	332	74067	312	81005	320	83105	335	91029	347	93272	100
70030	316	72953	332	74070	312	81007	320	83106	335	91033	347	93273	100
70031	316	72954	338	74101	306	81009	320	83107	335	91037	347	93274	100
70032	316	72955	338	74104	306	81011	320	83108	335	91041	347	93275	100
70441	95	72956	338	74107	306	81013	320	83109	335	91045	347	93276	100
70442	95	72957	338	74110	306	81015	320	83110	335	91049	347	93277	100
70444	95	72958	338	74113	306	81017	320	83111	335	91053	347	93278	100
70445	95	72959	338	74116	306	81019	320	83200	340	91101	350	93279	100
70447	95	72960	338	74119	306	81021	320	83202	340	91107	350	93280	100
70448	95	72961	338	74122	306	81023	320	83203	340	91109	350	93281	100
70450	95	72962	338	74125	309	81025	320	83206	340	91113	350	93282	100
70451	95	72963	338	74128	309	81027	320	83207	340	91121	350		
70453	95	72964	338	74131	309	81029	320	83220	336	91129	350		
70454	95	72965	338	74134	309	82930	335	83221	336	91137	350		
70456	95	72966	338	74137	309	82931	335	83222	336	91235	158		
70457	95	72967	338	74140	309	82932	335	83223	336	91236	158		
70459	95	72968	338	74143	309	82933	335	83224	336	91237	158		

KSPT Reference Information

ISO H6 SPECIFICATIONS					
DIAMETER	+	-	DIAMETER	+	-
≥ 1/8 - 3/16	0.00000	-0.00032	≤ 3	0,000	0,006
> 3/16 - 7/16	0.00000	-0.00035	> 3 - 6	0,000	0,008
> 7/16 - 5/8	0.00000	-0.00043	> 6 - 10	0,000	0,009
> 5/8 - 1	0.00000	-0.00051	> 10 - 18	0,000	0,011
> 1 - 1-1/4	0.00000	-0.00063	> 18 - 25	0,000	0,013

MACHINING FORMULAS	
INCH FORMULAS	METRIC FORMULAS
sfm = rpm x .262 x cutting diameter	m/min = (3.14 x cutting diameter x rpm) / 1000
rpm = sfm x 3.82 / cutting diameter	rpm = (1000 x m / min) / (3.14 x cutting diameter)
feed (inches per tooth) = ipm / (number of teeth x rpm)	feed (mm per tooth) = millimeters per minute / (number of teeth x rpm)
feed (inches / minute) = inches per tooth x number of teeth x rpm	feed (mm/minute) = feed per tooth x number of teeth x rpm
feed (inches / minute) = ipr x rpm	feed (mm/minute) = mmr x rpm
feed (inches / revolution) = ipm / rpm	feed (mm per revolution) = mmr / rpm
cuspl height* = (tool diameter / 2) - √(tool diameter ² - pitch ²) / 4	cuspl height* = (tool diameter / 2) - √(tool diameter ² - pitch ²) / 4
pitch = √4 x (cuspl height x tool diameter) - 4 x (cuspl height ²)	pitch = √4 x (cuspl height x tool diameter) - 4 x (cuspl height ²)
mrr - milling - (in ³ /min) = width of cut x depth of cut x ipm	mrr - milling - (cm ³ /min) = (width of cut x depth of cut x mm/min) / 1000
cutting time - drilling - (minutes) = length / ipm	cutting time - drilling - (minutes) = length / mm/min

sfm	surface feet per minute
rpm	revolutions per minute
ipm	feed rate in inches per minutes
ipr	inches per revolution
mmr	millimeters per revolution
mm/min	feed rate in millimeters per minute
mrr	material removal rate
*	on flat surface

GENERAL FORMULAS	
coolant pressure: 1 Bar = 14.5 Pounds per Square Inch (PSI)	
calculation of coolant pressure: Pounds Per Square Inch (PSI) = (Horsepower of Pump x 1.460) / Gallons per Minute (GPM)	
1 Liter = 0.254 Gallons	
inch = millimeters / 25.4	millimeters = inch x 25.4
inch tap drill sizes = major diameter - ((1.299 x % of thread) / threads per inch)	
metric tap drill sizes = major diameter - (1.082 x pitch x % of thread)	
inch thread forming drill size: maximum diameter = basic major diameter - (3/8 x number of threads per inch)	
inch thread forming drill size: minimum diameter = basic major diameter - (1/2 x number of threads per inch)	
metric thread forming drill size: maximum diameter = basic major diameter - (.375 x pitch)	
metric thread forming drill size: minimum diameter = basic major diameter - (.500 x pitch)	

Decimal Equivalents

Fraction • Number • Letter • Metric Sizes

INCH	METRIC	DECIMAL EQUIVALENT	INCH	METRIC	DECIMAL EQUIVALENT	INCH	METRIC	DECIMAL EQUIVALENT	INCH	METRIC	DECIMAL EQUIVALENT	INCH	METRIC	DECIMAL EQUIVALENT	INCH	METRIC	DECIMAL EQUIVALENT
-	0,10	0.0039	-	1,60	0.0630	9/64	3,57	0.1406	#1	5,79	0.2280	R	8,61	0.3390	-	13,00	0.5118
-	0,20	0.0079	#52	1,61	0.0635	-	3,60	0.1417	-	5,80	0.2283	-	8,70	0.3425	33/64	13,10	0.5156
-	0,25	0.0098	-	1,65	0.0650	#27	3,66	0.1440	-	5,90	0.2323	11/32	8,73	0.3438	17/32	13,49	0.5312
-	0,30	0.0118	#51	1,70	0.0669	-	3,70	0.1457	A	5,94	0.2340	-	8,75	0.3445	-	13,50	0.5315
#80	0,34	0.0135	-	1,75	0.0689	#26	3,73	0.1470	15/64	5,95	0.2344	-	8,80	0.3465	35/64	13,89	0.5469
-	0,35	0.0138	#50	1,78	0.0700	-	3,75	0.1476	-	6,00	0.2362	S	8,84	0.3480	-	14,00	0.5512
#79	0,37	0.0145	-	1,80	0.0709	#25	3,80	0.1495	B	6,05	0.2380	-	8,90	0.3504	9/16	14,29	0.5625
1/64	0,40	0.0156	#49	1,85	0.0728	-	3,80	0.1496	-	6,10	0.2402	-	9,00	0.3543	-	14,50	0.5709
#78	0,41	0.0160	-	1,90	0.0748	#24	3,86	0.1520	C	6,15	0.2420	T	9,09	0.3580	37/64	14,68	0.5781
-	0,45	0.0177	#48	1,93	0.0760	-	3,90	0.1535	-	6,20	0.2441	-	9,10	0.3583	-	15,00	0.5906
#77	0,46	0.0180	-	1,95	0.0768	#23	3,91	0.1540	D	6,25	0.2461	23/64	9,13	0.3594	19/32	15,08	0.5938
-	0,50	0.0197	5/64	1,98	0.0781	5/32	3,97	0.1562	-	6,30	0.2480	-	9,20	0.3622	39/64	15,48	0.6094
#76	0,51	0.0200	#47	1,99	0.0785	#22	3,99	0.1570	E	6,35	0.2500	-	9,25	0.3642	-	15,50	0.6102
#75	0,53	0.0210	-	2,00	0.0787	-	4,00	0.1575	1/4	6,35	0.2500	-	9,30	0.3661	5/8	15,88	0.6250
-	0,55	0.0217	-	2,05	0.0807	#21	4,04	0.1590	-	6,40	0.2520	U	9,35	0.3680	-	16,00	0.6299
#74	0,57	0.0225	#46	2,06	0.0810	#20	4,09	0.1610	-	6,50	0.2559	-	9,40	0.3701	41/64	16,27	0.6406
-	0,60	0.0236	#45	2,08	0.0820	-	4,10	0.1614	F	6,53	0.2570	-	9,50	0.3740	-	16,50	0.6496
#73	0,61	0.0240	-	2,10	0.0827	-	4,20	0.1654	-	6,60	0.2598	3/8	9,53	0.3750	21/32	16,67	0.6562
#72	0,64	0.0250	-	2,15	0.0846	#19	4,22	0.1660	G	6,63	0.2610	V	9,56	0.3770	-	17,00	0.6693
-	0,65	0.0256	#44	2,18	0.0860	-	4,25	0.1673	-	6,70	0.2638	-	9,60	0.3780	43/64	17,07	0.6719
#71	0,66	0.0260	-	2,20	0.0866	-	4,30	0.1693	17/64	6,75	0.2656	-	9,70	0.3819	11/16	17,46	0.6875
-	0,70	0.0276	-	2,25	0.0886	#18	4,31	0.1695	H	6,76	0.2660	-	9,75	0.3839	-	17,50	0.6890
#70	0,71	0.0280	#43	2,26	0.0890	11/64	4,37	0.1719	-	6,80	0.2677	W	9,80	0.3858	45/64	17,86	0.7031
#69	0,74	0.0292	-	2,30	0.0906	#17	4,39	0.1730	-	6,90	0.2717	-	9,90	0.3898	-	18,00	0.7087
-	0,75	0.0295	-	2,35	0.0925	-	4,40	0.1732	I	6,91	0.2720	25/64	9,92	0.3906	23/32	18,26	0.7188
#68	0,79	0.0310	#42	2,37	0.0935	#16	4,50	0.1770	-	7,00	0.2756	-	10,00	0.3937	-	18,50	0.7283
1/32	0,79	0.0313	3/32	2,38	0.0938	-	4,50	0.1772	J	7,04	0.2770	X	10,08	0.3970	47/64	18,65	0.7344
-	0,80	0.0315	-	2,40	0.0945	#15	4,57	0.1800	-	7,10	0.2795	-	10,10	0.3976	-	19,00	0.7480
#67	0,81	0.0320	#41	2,44	0.0960	-	4,60	0.1811	K	7,14	0.2810	-	10,20	0.4016	3/4	19,05	0.7500
#66	0,84	0.0330	-	2,45	0.0965	#14	4,62	0.1820	9/32	7,14	0.2812	Y	10,26	0.4040	49/64	19,45	0.7656
-	0,85	0.0335	#40	2,50	0.0984	#13	4,70	0.1850	-	7,20	0.2835	-	10,30	0.4055	-	19,50	0.7677
#65	0,89	0.0350	#39	2,53	0.0995	-	4,75	0.1870	-	7,25	0.2854	13/32	10,32	0.4062	25/32	19,84	0.7812
-	0,90	0.0354	#38	2,58	0.1015	3/16	4,76	0.1875	-	7,30	0.2874	-	10,40	0.4094	-	20,00	0.7874
#64	0,91	0.0360	-	2,60	0.1024	#12	4,80	0.1890	L	7,37	0.2900	Z	10,49	0.4130	51/64	20,24	0.7969
#63	0,94	0.0370	#37	2,64	0.1040	#11	4,85	0.1910	-	7,40	0.2913	-	10,50	0.4134	-	20,50	0.8071
-	0,95	0.0374	-	2,70	0.1063	-	4,90	0.1929	M	7,49	0.2950	-	10,60	0.4173	13/16	20,64	0.8125
#62	0,97	0.0380	#36	2,71	0.1065	#10	4,91	0.1935	-	7,50	0.2953	-	10,70	0.4213	-	21,00	0.8268
#61	0,99	0.0390	-	2,75	0.1083	#9	4,98	0.1960	19/64	7,54	0.2969	27/64	10,72	0.4219	53/64	21,03	0.8281
-	1,00	0.0394	7/64	2,78	0.1094	-	5,00	0.1969	-	7,60	0.2992	-	10,80	0.4252	27/32	21,43	0.8438
#60	1,02	0.0400	#35	2,79	0.1100	#8	5,05	0.1990	N	7,67	0.3020	-	10,90	0.4291	-	21,50	0.8465
#59	1,04	0.0410	-	2,80	0.1102	-	5,10	0.2008	-	7,70	0.3031	-	11,00	0.4331	55/64	21,84	0.8594
-	1,05	0.0413	#34	2,82	0.1110	#7	5,11	0.2010	-	7,75	0.3051	-	11,10	0.4370	-	22,00	0.8661
#58	1,07	0.0420	#33	2,87	0.1130	13/64	5,16	0.2031	-	7,80	0.3071	7/16	11,11	0.4375	7/8	22,23	0.8750
#57	1,09	0.0430	-	2,90	0.1142	#6	5,18	0.2040	-	7,90	0.3110	-	11,20	0.4409	-	22,50	0.8858
-	1,10	0.0433	#32	2,95	0.1160	-	5,20	0.2047	5/16	7,94	0.3125	-	11,30	0.4449	57/64	22,62	0.8906
-	1,15	0.0453	-	3,00	0.1181	#5	5,22	0.2055	-	8,00	0.3150	-	11,40	0.4488	-	23,00	0.9055
#56	1,18	0.0465	#31	3,05	0.1200	-	5,25	0.2067	O	8,03	0.3160	-	11,50	0.4528	29/32	23,02	0.9062
3/64	1,19	0.0469	-	3,10	0.1220	-	5,3	0.2087	-	8,10	0.3189	29/64	11,51	0.4531	59/64	23,42	0.9219
-	1,20	0.0472	1/8	3,18	0.1250	#4	5,31	0.2090	-	8,20	0.3228	-	11,60	0.4567	-	23,50	0.9252
-	1,25	0.0492	-	3,20	0.1260	-	5,40	0.2126	P	8,20	0.3230	-	11,70	0.4606	15/16	23,81	0.9375
-	1,30	0.0512	-	3,25	0.1280	#3	5,41	0.2130	-	8,25	0.3248	-	11,80	0.4646	-	24,00	0.9449
#55	1,32	0.0520	#30	3,26	0.1285	-	5,50	0.2165	-	8,30	0.3268	-	11,90	0.4685	61/64	24,21	0.9531
-	1,35	0.0531	-	3,30	0.1299	7/32	5,56	0.2188	21/64	8,33	0.3281	15/32	11,91	0.4688	-	24,50	0.9646
#54	1,40	0.0550	-	3,40	0.1339	-	5,60	0.2205	-	8,40	0.3307	-	12,00	0.4724	31/32	24,61	0.9688
#53	1,51	0.0595	#29	3,45	0.1360	#2	5,61	0.2210	Q	8,43	0.3320	31/64	12,30	0.4844	-	25,00	0.9843
-	1,55	0.0610	-	3,50	0.1378	-	5,70	0.2244	-	8,50	0.3346	-	12,50	0.4921	63/64	25,00	0.9844
1/16	1,59	0.0625	#28	3,57	0.1405	-	5,75	0.2264	-	8,60	0.3386	1/2	12,70	0.5000	1	25,40	1.0000

Hardness Conversion Chart

ROCKWELL HARDNESS (HRb)	ROCKWELL HARDNESS (HRc)	BRINELL HARDNESS (HB)	VICKERS HARDNESS (HV)	TENSILE STRENGTH (N/mm ²)	PSI (1000lb/in ²)
67	–	121	122	401	58
70	–	126	127	432	63
73	–	132	132	448	65
75	–	136	137	455	66
77	–	140	143	463	67
80	–	147	150	479	69
82	–	153	156	494	72
84	–	159	163	525	76
86	–	165	171	540	78
89	–	177	178	556	81
91	–	186	188	602	88
93	–	197	196	632	92
96	–	216	212	664	97
97	–	223	218	695	101
98	21	230	234	756	110
–	22	236	241	772	112
–	23	242	247	787	114
–	24	248	255	818	118
–	25	254	261	849	123
–	27	266	269	865	125
–	28	272	275	895	130
–	29	278	284	911	132
–	30	284	292	942	136
–	31	293	300	973	141
–	32	302	308	988	143
–	33	310	318	1019	147
–	34	319	327	1050	152
–	35	328	337	1096	159
–	37	345	349	1127	163
–	38	353	359	1158	168
–	39	362	370	1189	172
–	40	370	381	1235	179
–	41	381	395	1266	183
–	42	391	408	1312	190
–	44	411	422	1359	197
–	45	422	437	1420	206
–	46	433	452	1467	212
–	48	455	470	1513	219
–	50	479	497	1559	226
–	51	485	517	1621	235
–	52	497	532	1668	241
–	54	–	573	1729	250
–	56	–	609	1807	262
–	57	–	630	1884	273
–	59	–	670	1961	284
–	60	–	698	2039	295
–	61	–	725	–	–
–	62	–	740	–	–
–	63	–	780	–	–
–	64	–	812	–	–
–	65	–	847	–	–
–	66	–	885	–	–
–	67	–	926	–	–
–	68	–	971	–	–

Conversions from each scale are approximate

SOLUTIONS AROUND THE GLOBE

KYOCERA SGS Precision Tools is an ISO-certified leader of round solid carbide cutting tool technology for the aerospace, metalworking, and automotive industries with manufacturing sites in the United States and United Kingdom. Our global network of Sales Representatives, Industrial Distributors, and Agents blanket the world selling into more than 60 countries.

LEADERS IN SOLID CARBIDE TOOL TECHNOLOGY

Brand names such as Z-Carb, S-Carb, V-Carb, Hi-PerCarb, Multi-Carb have become synonymous with high performance tooling in the machining and metalworking industry.

We're proud to have pioneered some of the world's most advanced cutting technology right here on our Northeast Ohio manufacturing campus. KSPT high performance end mills, drills and routers are increasing productivity and reducing cost around the world.

EXCEEDING CUSTOMER EXPECTATIONS

As the world's manufacturing needs change, so does KSPT. Starting with our lab inspected substrate materials to our tool designs and coatings. It's all about the science. Our exceptional team of researchers, engineers, and machinists are dedicated to developing the absolute best and delivering the ultimate value at the spindle.

- Incredible batch-to-batch consistency
- Metallurgical lab dedicated to testing and rigorous quality control
- ISO-certified quality procedures
- Patented geometries that extend tool life, reduce chatter, cut cycle times, and improve part quality—even at extreme parameters
- Specialists in extreme and demanding product applications
- Comprehensive tooling services
- Experienced Field Sales Engineers who work to optimize a tool for your particular application
- Dedicated multi-lingual customer service representatives

www.kyocera-sgstool.com



UNITED STATES OF AMERICA

KYOCERA SGS Precision Tools
P.O. Box 187
55 South Main Street
Munroe Falls, Ohio 44262 U.S.A.
customer service -
US and Canada: (330) 686-5700
fax - US & Canada: (800) 447-4017
international fax: (330) 686-2146
e-mail: webmaster@kyocera-sgstool.com
web: www.kyocera-sgstool.com

UNITED KINGDOM

KYOCERA SGS Precision Tools Europe Ltd.
10 Ashville Way
Wokingham, Berkshire
RG41 2PL England
phone: (44) 1189-795-200
fax: (44) 1189-795-295
e-mail: SalesEU@kyocera-sgstool.com
web: www.kyocera-sgstool.com

FRANCE

DOGA-KSPTE FRANCE
8, Avenue Gutenberg
78310 Maurepas
France
phone: +33 (0) 1 30 66 41 64
fax: +33 (0) 1 30 66 41 49
e-mail: sgsfrance@kyocera-sgstool.com
web: www.doga.fr

GERMANY

KADIGO Tool Systems
Walramstrasse 27
65510 Idstein
Germany
phone: +49 (0) 212 645573-0
fax: +49 (0) 212 380 89 693
e-mail: info@kadigo-ts.com
web: www.kadigo-ts.com

POLAND

KYOCERA SGS Precision Tools
phone: +48 530 432 002
e-mail: SalesEU@kyocera-sgstool.com

SPAIN

KYOCERA SGS Precision Tools IBERICA
e-mail: SalesEU@kyocera-sgstool.com

EASTERN EUROPE

SINTCOM
Sintcom Tools
95 Arsenalski Blvd.
1421 Sofia, Bulgaria
phone: (359) 283-64421
fax: (359) 286-52493
e-mail: sintcom@sintcomtools.com

RUSSIA

HALTEC
phone: (7) 495-252-05-00
e-mail: info@haltec.ru
web: www.haltec.ru

CHINA

KYOCERA SGS Precision Tools
Unit 301, Building A, No.200,
Jin Su Road
Jinqiao Export Processing Zone,
Pudong New Area
Shanghai 201206
China
phone: (86) 21-50589822
fax: (86) 21-50817160
e-mail: china@kyocera-sgstool.com
web: www.kyocera-sgstool.com/china

KSPT PRODUCTS ARE DISTRIBUTED BY:



EDP 00008 Rev 1116
KYOCERA SGS Precision Tools